

Statistical summary

as of
31-May-19

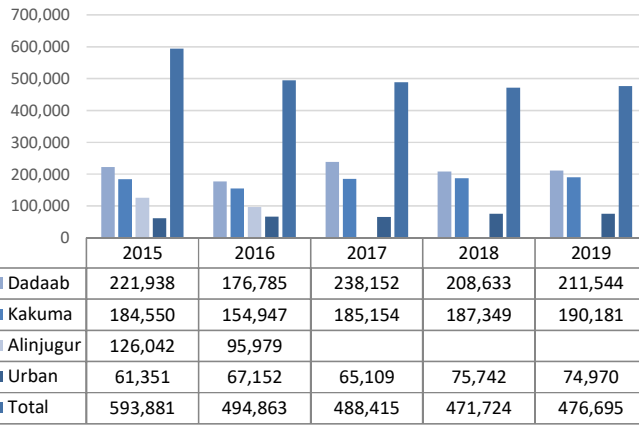
Refugees and Asylum Seekers in Kenya

	Total	Dadaab	Kakuma	Urban	
A. Refugees and Asylum Seekers	476,695	211,544	190,181	74,970	- Page 2
B. Registration	13,362	10	7,726	5,626	- Page 6
C. Refugee Status Determination					- Page 7
1. Applied	5,445	36	1,794	3,615	
2. Recognized	2,376	0	5	2,371	
3. Rejected	0	0	0	0	
4. Pending	49,194	1,275	22,619	25,300	
D. 2019 Resettlement Submissions	1,571				- Page 8
E. 2019 Resettlement Departures	308				- Page 9
F. 2019 Voluntary Repatriation	1,056	944	100	12	- Page 10

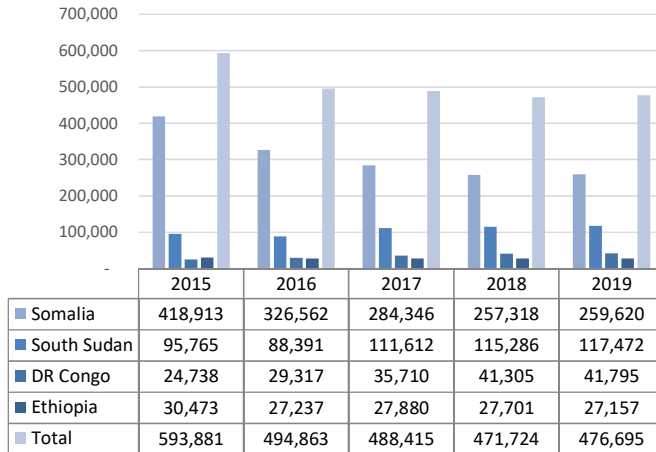
REFUGEES AND ASYLUM SEEKERS IN KENYA BY COUNTRY OF ORIGIN AND LOCATION

Country of Origin	2015					2016					2017				2018				2019			
	Alinjugur	Dadaab	Kakuma	Nairobi	Total	Alinjugur	Dadaab	Kakuma	Nairobi	Total	Dadaab	Kakuma	Nairobi	Total	Dadaab	Kakuma	Nairobi	Total	Dadaab	Kakuma	Urban	Total
	Total	126,042	221,938	184,550	61,351	593,881	95,979	176,785	154,947	67,152	494,863	238,152	185,154	65,109	488,415	208,633	187,349	75,742	471,724	211,544	190,181	74,970
Somalia	122,663	208,741	54,886	32,623	418,913	93,342	165,388	37,813	30,019	326,562	229,064	35,549	19,733	284,346	200,886	33,844	22,588	257,318	203,758	34,281	21,581	259,620
South Sudan	32	1,277	93,413	1,043	95,765	13	1,095	84,983	2,300	88,391	990	105,168	5,454	111,612	978	108,450	5,858	115,286	966	110,008	6,498	117,472
DR Congo	154	187	9,861	14,536	24,738	68	150	9,753	19,346	29,317	114	11,533	24,063	35,710	93	12,232	28,980	41,305	90	12,629	29,076	41,795
Ethiopia	3,094	11,399	7,595	8,385	30,473	2,525	9,873	5,366	9,473	27,237	7,759	10,470	9,651	27,880	6,478	10,502	10,721	27,701	6,525	10,401	10,231	27,157
Burundi	70	138	6,804	1,300	8,312	14	120	6,164	2,163	8,461	83	10,134	2,611	12,828	65	10,020	3,237	13,322	79	10,530	3,273	13,882
Sudan	-	74	10,023	169	10,266	1	58	9,078	169	9,306	53	9,789	166	10,008	46	9,879	181	10,106	37	10,031	170	10,238
Uganda	12	67	1,158	670	1,907	7	72	1,159	732	1,970	57	1,705	720	2,482	65	1,501	846	2,412	68	1,430	883	2,381
Eritrea	-	18	126	1,481	1,625	-	9	55	1,526	1,590	8	60	1,273	1,341	4	192	1,607	1,803	4	102	1,619	1,725
Rwanda	14	20	615	960	1,609	6	17	505	1,102	1,630	16	611	1,015	1,642	11	612	1,117	1,740	11	644	1,080	1,735
Other	3	17	69	184	273	3	3	71	322	399	8	135	423	566	7	117	607	731	6	125	559	690

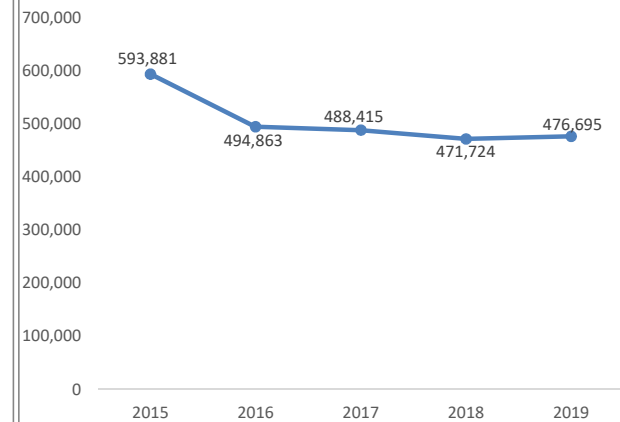
TREND BY LOCATION



TREND BY MAJOR COUNTRIES OF ORIGIN

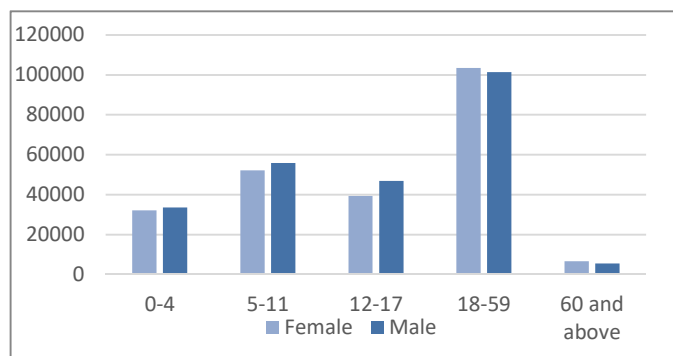


TREND SINCE 2015

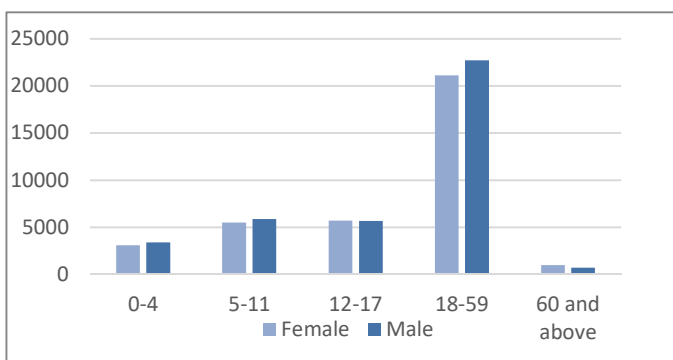


REFUGEES AND ASYLUM SEEKERS IN KENYA : DEMOGRAPHIC BREAKDOWN

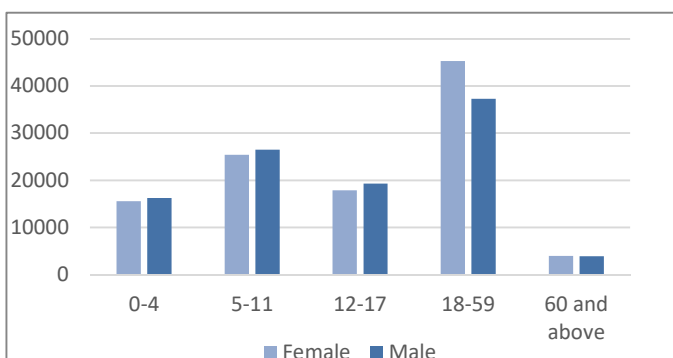
Total Kenya	Age Group	Sex				Total	
		Female		Male			
		#	%	#	%	#	%
	0-4	32,093	6.7%	33,522	7.0%	65,615	13.8%
	5-11	52,195	10.9%	55,746	11.7%	107,941	22.6%
	12-17	39,380	8.3%	46,912	9.8%	86,292	18.1%
	18-59	103,385	21.7%	101,371	21.3%	204,756	43.0%
	60 and above	6,569	1.4%	5,522	1.2%	12,091	2.5%
	Total	233,622	49.0%	243,073	51.0%	476,695	



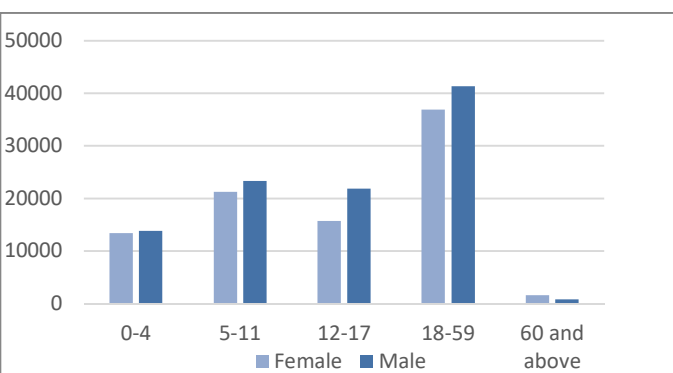
Urban	Age Group	Sex				Total	
		Female		Male			
		#	%	#	%	#	%
	0-4	3,130	4.2%	3,427	4.6%	6,557	8.7%
	5-11	5,492	7.3%	5,885	7.8%	11,377	15.2%
	12-17	5,730	7.6%	5,696	7.6%	11,426	15.2%
	18-59	21,150	28.2%	22,721	30.3%	43,871	58.5%
	60 and above	1,004	1.3%	735	1.0%	1,739	2.3%
	Total	36,506	48.7%	38,464	51.3%	74,970	



Dadaab	Age Group	Sex				Total	
		Female		Male			
		#	%	#	%	#	%
	0-4	15,568	7.4%	16,261	7.7%	31,829	15.0%
	5-11	25,447	12.0%	26,523	12.5%	51,970	24.6%
	12-17	17,924	8.5%	19,328	9.1%	37,252	17.6%
	18-59	45,304	21.4%	37,293	17.6%	82,597	39.0%
	60 and above	3,959	1.9%	3,937	1.9%	7,896	3.7%
	Total	108,202	51.1%	103,342	48.9%	211,544	



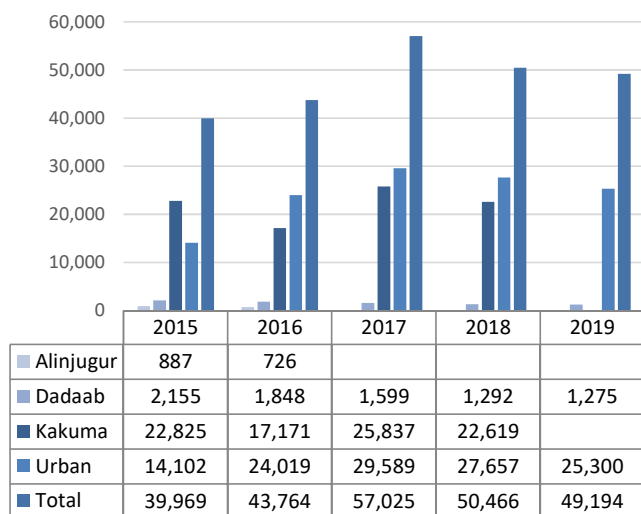
Kakuma	Age Group	Sex				Total	
		Female		Male			
		#	%	#	%	#	%
	0-4	13,395	7.0%	13,834	7.3%	27,229	14.3%
	5-11	21,256	11.2%	23,338	12.3%	44,594	23.4%
	12-17	15,726	8.3%	21,888	11.5%	37,614	19.8%
	18-59	36,931	19.4%	41,357	21.7%	78,288	41.2%
	60 and above	1,606	0.8%	850	0.4%	2,456	1.3%
	Total	88,914	46.8%	101,267	53.2%	190,181	



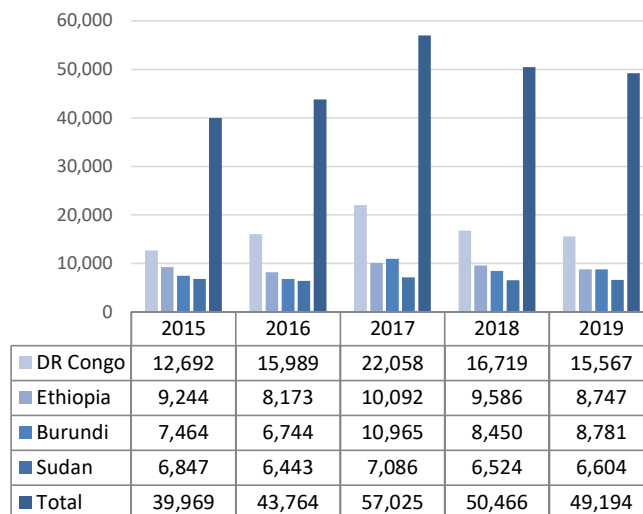
ASYLUM SEEKERS STATISTICS BY COUNTRY OF ORIGIN AND LOCATION

Country of Origin	2015					2016					2017				2018				2019			
	Alinjugur	Dadaab	Kakuma	Nairobi	Total	Alinjugur	Dadaab	Kakuma	Nairobi	Total	Dadaab	Kakuma	Nairobi	Total	Dadaab	Kakuma	Nairobi	Total	Dadaab	Kakuma	Urban	Total
Total	887	2,155	22,825	14,102	39,969	726	1,848	17,171	24,019	43,764	1,599	25,837	29,589	57,025	1,292	21,517	27,657	50,466	1,275	22,619	25,300	49,194
DR Congo	122	17	4,302	8,251	12,692	39	16	2,523	13,411	15,989	14	4,222	17,822	22,058	8	3,465	13,246	16,719	7	3,963	11,597	15,567
Ethiopia	514	1,900	4,147	2,683	9,244	425	1,583	2,133	4,032	8,173	1,129	3,786	5,177	10,092	881	3,286	5,419	9,586	878	3,303	4,566	8,747
Burundi	63	97	6,323	981	7,464	11	38	4,901	1,794	6,744	27	8,763	2175	10,965	22	6,239	2,189	8,450	32	6,682	2,067	8,781
Sudan	-	9	6,806	32	6,847	-	2	6,385	56	6,443	2	7,021	63	7,086	2	6,455	67	6,524	2	6,552	50	6,604
Somalia	164	89	61	679	993	244	162	109	1,599	2,114	364	214	2,119	2,697	330	310	4,180	4,820	310	439	4,664	5,413
Uganda	9	9	744	508	1,270	1	10	783	545	1,339	9	1,311	533	1,853	6	1,124	439	1,569	6	1,058	404	1,468
Eritrea	-	3	57	336	396	-	2	12	495	509	2	15	632	649	2	158	936	1,096	2	74	903	979
Rwanda	14	11	344	427	796	6	10	281	613	910	13	400	663	1,076	7	404	681	1,092	7	444	583	1,034
Other	1	14	38	120	173	-	3	44	246	293	4	105	339	448	3	70	453	526	2	79	421	502
South Sudan	-	6	3	85	94	-	22	-	1,228	1,250	35	-	66	101	31	6	47	84	29	25	45	99

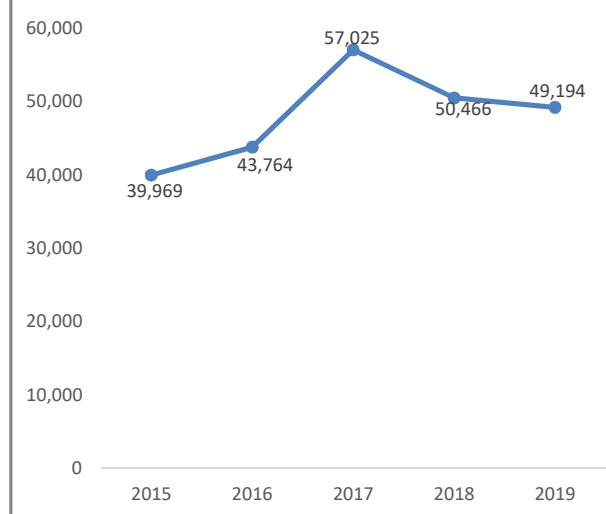
TREND BY LOCATION



TREND BY MAJOR COUNTRIES OF ORIGIN



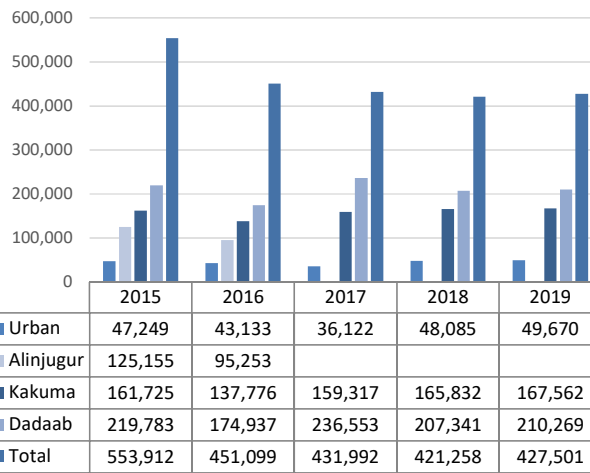
TREND SINCE 2015



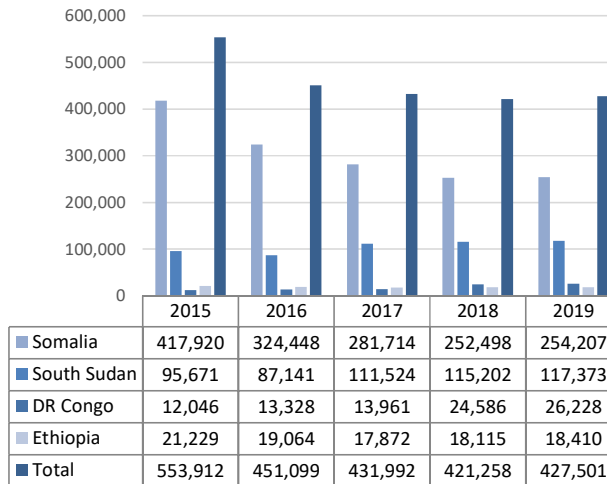
REFUGEES IN KENYA BY COUNTRY OF ORIGIN AND LOCATION

Country of Origin	2015					2016					2017				2018				2019			
	Alinjugur	Dadaab	Kakuma	Nairobi	Total	Alinjugur	Dadaab	Kakuma	Nairobi	Total	Dadaab	Kakuma	Nairobi	Total	Dadaab	Kakuma	Nairobi	Total	Dadaab	Kakuma	Urban	Total
Total	125,155	219,783	161,725	47,249	553,912	95,253	174,937	137,776	43,133	451,099	236,553	159,317	36,122	431,992	207,341	165,832	48,085	421,258	210,269	167,562	49,670	427,501
Somalia	122,499	208,652	54,825	31,944	417,920	93,099	165,225	37,704	28,420	324,448	228,700	35,335	17,679	281,714	200,556	33,534	18,408	252,498	203,448	33,842	16,917	254,207
South Sudan	32	1,271	93,410	958	95,671	13	1,073	84,983	1,072	87,141	955	105,168	5,401	111,524	947	108,444	5,811	115,202	937	109,983	6,453	117,373
DR Congo	32	170	5,559	6,285	12,046	29	134	7,230	5,935	13,328	100	7,311	6,550	13,961	85	8,767	15,734	24,586	83	8,666	17,479	26,228
Ethiopia	2,580	9,499	3,448	5,702	21,229	2,099	8,291	3,233	5,441	19,064	6,630	6,684	4,558	17,872	5,597	7,216	5,302	18,115	5,647	7,098	5,665	18,410
Burundi	7	41	481	319	848	3	82	1,263	369	1,717	56	1,371	478	1,905	43	3,781	1,048	4,872	47	3,848	1,206	5,101
Sudan	-	65	3,217	137	3,419	1	56	2,693	113	2,863	51	2,768	105	2,924	44	3,424	114	3,582	35	3,479	120	3,634
Uganda	3	58	414	162	637	6	62	376	187	631	48	394	192	634	59	377	407	843	62	372	479	913
Eritrea	-	15	69	1,145	1,229	-	7	43	1,031	1,081	6	45	657	708	2	34	671	707	2	28	716	746
Rwanda	-	9	271	533	813	-	7	224	489	720	3	211	372	586	4	208	436	648	4	200	497	701
Other	2	3	31	64	100	3	-	27	76	106	4	30	130	164	4	47	154	205	4	46	138	188

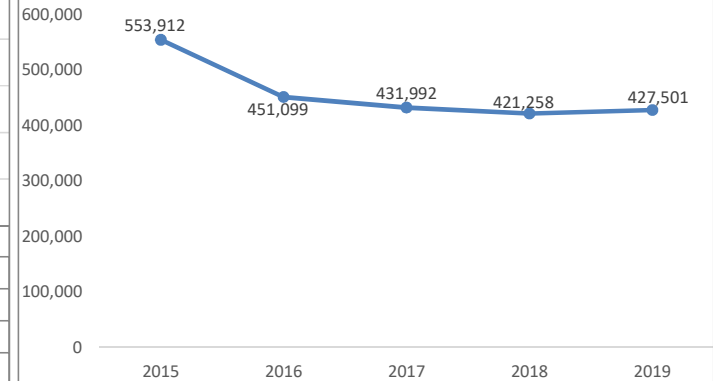
TREND BY LOCATION



TREND BY MAJOR COUNTRIES OF ORIGIN



TREND SINCE 2015



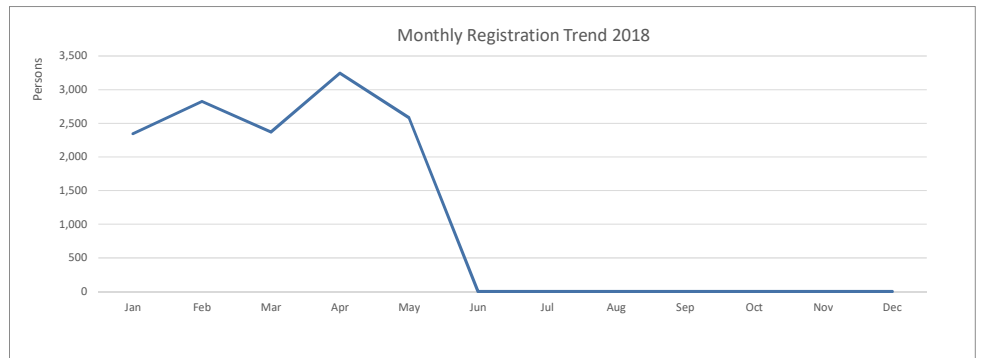
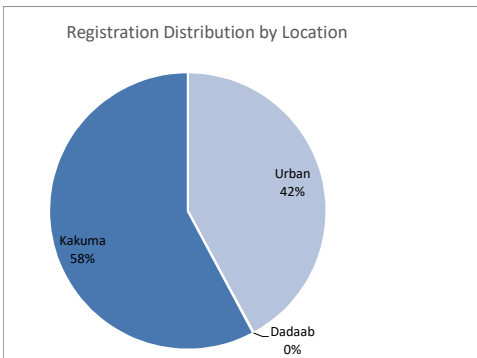
KENYA REGISTRATION TREND BY LOCATION AND COUNTRY OF ORIGIN

Total Kenya	Month	Total	AFG	ANG	BDI	BKF	CAR	COB	COD	CMR	ERT	ETH	ICO	LBR	NIG	RSA	RWA	SLE	SOM	SSD	SUD	SYR	TAN	TIB	TUR	UGA	YEM	ZIM	OTHER	
	Jan	2,345	-	-	202	-	1	4	642	1	67	134	-	-	-	-	31	-	415	741	64	-	-	-	-	36	3	-	4	
	Feb	2,824	-	-	185	-	-	1	628	-	33	122	-	-	1	-	27	-	360	1,368	59	-	-	-	2	30	6	-	2	
	Mar	2,368	2	-	276	-	-	9	590	1	27	133	-	-	-	21	8	-	369	870	31	-	1	-	-	26	4	-	-	
	Apr	3,245	-	-	289	-	-	-	322	-	56	124	-	-	-	-	37	-	469	1,849	53	-	-	-	-	46	-	-	-	
	May	2,580	2	-	269	-	-	3	249	-	5	41	-	-	-	-	34	-	98	1,836	30	-	-	-	-	13	-	-	-	
	Jun	0	-	-	-	-	-	-	-	-	-	-	-	-	-	-	-	-	-	-	-	-	-	-	-	-	-	-	-	
	Jul	0	-	-	-	-	-	-	-	-	-	-	-	-	-	-	-	-	-	-	-	-	-	-	-	-	-	-	-	-
	Aug	0	-	-	-	-	-	-	-	-	-	-	-	-	-	-	-	-	-	-	-	-	-	-	-	-	-	-	-	-
	Sep	0	-	-	-	-	-	-	-	-	-	-	-	-	-	-	-	-	-	-	-	-	-	-	-	-	-	-	-	-
	Oct	0	-	-	-	-	-	-	-	-	-	-	-	-	-	-	-	-	-	-	-	-	-	-	-	-	-	-	-	-
	Nov	0	-	-	-	-	-	-	-	-	-	-	-	-	-	-	-	-	-	-	-	-	-	-	-	-	-	-	-	-
	Dec	0	-	-	-	-	-	-	-	-	-	-	-	-	-	-	-	-	-	-	-	-	-	-	-	-	-	-	-	-
Total	13,362	4	0	1,221	0	1	17	2,431	2	188	554	0	0	1	21	137	0	1,711	6,664	237	0	1	0	2	151	13	0	6		

Urban	Month	Total	AFG	ANG	BDI	BKF	CAR	COB	COD	CMR	ERT	ETH	IND	LBR	NIG	RSA	RWA	SLE	SOM	SSD	SUD	SYR	TAN	TIB	TUR	UGA	YEM	ZIM	OTHER	
	Jan	1,410	-	-	59	-	1	4	512	1	67	106	-	-	-	-	31	-	404	191	1	-	-	-	-	26	3	-	4	
	Feb	1,279	-	-	82	-	-	1	473	-	33	100	-	-	1	-	18	-	336	213	-	-	-	-	2	15	4	-	1	
	Mar	1,281	1	-	182	-	-	1	514	1	27	125	-	-	-	21	-	-	340	47	-	-	1	-	-	17	4	-	-	
	Apr	1,336	-	-	129	-	-	-	285	-	55	107	-	-	-	-	35	-	409	273	3	-	-	-	-	40	-	-	-	
	May	320	-	-	12	-	-	-	24	-	5	27	-	-	-	-	2	-	61	187	1	-	-	-	-	1	-	-	-	
	Jun	0	-	-	-	-	-	-	-	-	-	-	-	-	-	-	-	-	-	-	-	-	-	-	-	-	-	-	-	
	Jul	0	-	-	-	-	-	-	-	-	-	-	-	-	-	-	-	-	-	-	-	-	-	-	-	-	-	-	-	-
	Aug	0	-	-	-	-	-	-	-	-	-	-	-	-	-	-	-	-	-	-	-	-	-	-	-	-	-	-	-	-
	Sep	0	-	-	-	-	-	-	-	-	-	-	-	-	-	-	-	-	-	-	-	-	-	-	-	-	-	-	-	-
	Oct	0	-	-	-	-	-	-	-	-	-	-	-	-	-	-	-	-	-	-	-	-	-	-	-	-	-	-	-	-
	Nov	0	-	-	-	-	-	-	-	-	-	-	-	-	-	-	-	-	-	-	-	-	-	-	-	-	-	-	-	-
	Dec	0	-	-	-	-	-	-	-	-	-	-	-	-	-	-	-	-	-	-	-	-	-	-	-	-	-	-	-	-
Total	5,626	1	0	464	0	1	6	1,808	2	187	465	0	0	1	21	86	0	1,550	911	5	0	1	0	2	99	11	0	5		

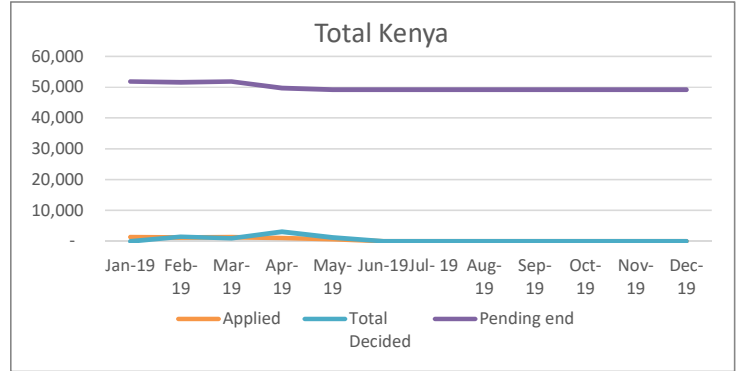
Dadaab	Month	Total	AFG	ANG	BDI	BKF	CAR	COB	COD	CMR	ERT	ETH	ICO	LBR	NIG	RSA	RWA	SLE	SOM	SSD	SUD	SYR	TAN	TIB	TUR	UGA	YEM	ZIM	Other	
	Jan	4	-	-	-	-	-	-	-	-	-	2	-	-	-	-	-	-	2	-	-	-	-	-	-	-	-	-	-	
	Feb	0	-	-	-	-	-	-	-	-	-	-	-	-	-	-	-	-	-	-	-	-	-	-	-	-	-	-	-	
	Mar	2	-	-	-	-	-	-	-	-	-	-	-	-	-	-	-	-	1	-	1	-	-	-	-	-	-	-	-	
	Apr	4	-	-	-	-	-	-	-	-	-	-	-	-	-	-	-	-	4	-	-	-	-	-	-	-	-	-	-	
	May	0	-	-	-	-	-	-	-	-	-	-	-	-	-	-	-	-	-	-	-	-	-	-	-	-	-	-	-	
	Jun	0	-	-	-	-	-	-	-	-	-	-	-	-	-	-	-	-	-	-	-	-	-	-	-	-	-	-	-	
	Jul	0	-	-	-	-	-	-	-	-	-	-	-	-	-	-	-	-	-	-	-	-	-	-	-	-	-	-	-	-
	Aug	0	-	-	-	-	-	-	-	-	-	-	-	-	-	-	-	-	-	-	-	-	-	-	-	-	-	-	-	-
	Sep	0	-	-	-	-	-	-	-	-	-	-	-	-	-	-	-	-	-	-	-	-	-	-	-	-	-	-	-	-
	Oct	0	-	-	-	-	-	-	-	-	-	-	-	-	-	-	-	-	-	-	-	-	-	-	-	-	-	-	-	-
	Nov	0	-	-	-	-	-	-	-	-	-	-	-	-	-	-	-	-	-	-	-	-	-	-	-	-	-	-	-	-
	Dec	0	-	-	-	-	-	-	-	-	-	-	-	-	-	-	-	-	-	-	-	-	-	-	-	-	-	-	-	-
Total	10	0	0	0	0	0	0	0	0	0	2	0	0	0	0	0	0	7	0	1	0	0	0	0	0	0	0	0		

Kakuma	Month	Total	AFG	ANG	BDI	BKF	CAR	COB	COD	CMR	ERT	ETH	ICO	LBR	NIG	RSA	RWA	SLE	SOM	SSD	SUD	SYR	TAN	TIB	TUR	UGA	YEM	ZIM	Other	
	Jan	931	-	-	143	-	-	-	130	-	-	26	-	-	-	-	-	-	9	550	63	-	-	-	-	10	-	-	-	
	Feb	1,545	-	-	103	-	-	-	155	-	-	22	-	-	-	-	9	-	24	1,155	59	-	-	-	-	15	2	-	1	
	Mar	1,085	1	-	94	-	-	8	76	-	-	8	-	-	-	8	-	28	823	30	-	-	-	-	-	9	-	-	-	
	Apr	1,905	-	-	160	-	-	-	37	-	1	17	-	-	-	-	2	-	56	1,576	50	-	-	-	-	6	-	-	-	
	May	2,260	2	-	257	-	-	3	225	-	-	14	-	-	-	-	32	-	37	1,649	29	-	-	-	-	12	-	-	-	
	Jun	0	-	-	-	-	-	-	-	-	-	-	-	-	-	-	-	-	-	-	-	-	-	-	-	-	-	-	-	
	Jul	0	-	-	-	-	-	-	-	-	-	-	-	-	-	-	-	-	-	-	-	-	-	-	-	-	-	-	-	-
	Aug	0	-	-	-	-	-	-	-	-	-	-	-	-	-	-	-	-	-	-	-	-	-	-	-	-	-	-	-	-
	Sep	0	-	-	-	-	-	-	-	-	-	-	-	-	-	-	-	-	-	-	-	-	-	-	-	-	-	-	-	-
	Oct	0	-	-	-	-	-	-	-	-	-	-	-	-	-	-	-	-	-	-	-	-	-	-	-	-	-	-	-	-
	Nov	0	-	-	-	-	-	-	-	-	-	-	-	-	-	-	-	-	-	-	-	-	-	-	-	-	-	-	-	-
	Dec	0	-	-	-	-	-	-	-	-	-	-	-	-	-	-	-	-	-	-	-	-	-	-	-	-	-	-	-	-
Total	7,726	3	0	757	0	0	11	623	0	1	87	0	0	0	0	51	0	154	5,753	231	0	0	0	0	52	2	0	1		

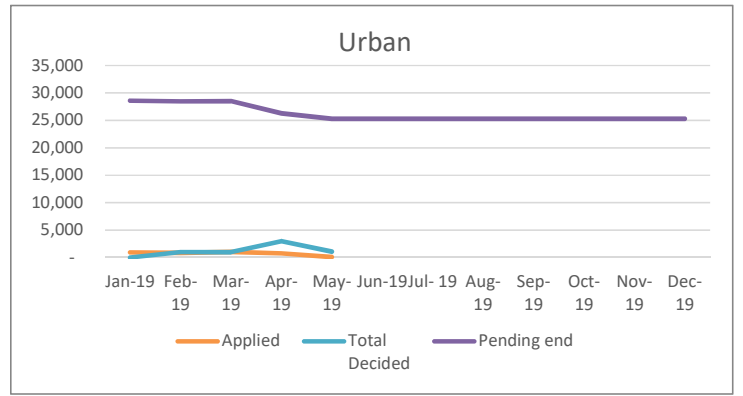


Individual Asylum Applications and Refugee Status Determination Trend

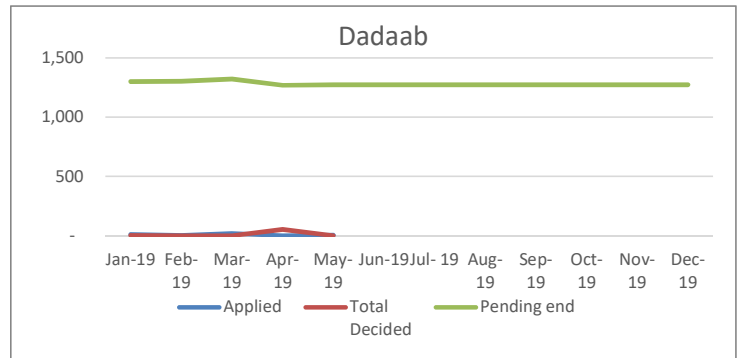
Total	Month	Pending begin	Applied	Reco-gnized	Reje-cted	Oth. Closed	Total Decided	Pending end
	Jan-19	50,466	1,364	5	-	4	9	51,821
	Feb-19	51,821	1,169	1	-	1,411	1,412	51,578
	Mar-19	51,578	1,244	696	-	271	967	51,855
	Apr-19	51,855	1,000	703	-	2,391	3,094	49,761
	May-19	49,761	668	971	-	264	1,235	49,194
	Jun-19	49,194	-	-	-	-	-	49,194
	Jul-19	49,194	-	-	-	-	-	49,194
	Aug-19	49,194	-	-	-	-	-	49,194
	Sep-19	49,194	-	-	-	-	-	49,194
	Oct-19	49,194	-	-	-	-	-	49,194
	Nov-19	49,194	-	-	-	-	-	49,194
	Dec-19	49,194	-	-	-	-	-	49,194
Total		5,445	2,376	-	4,341	6,717		



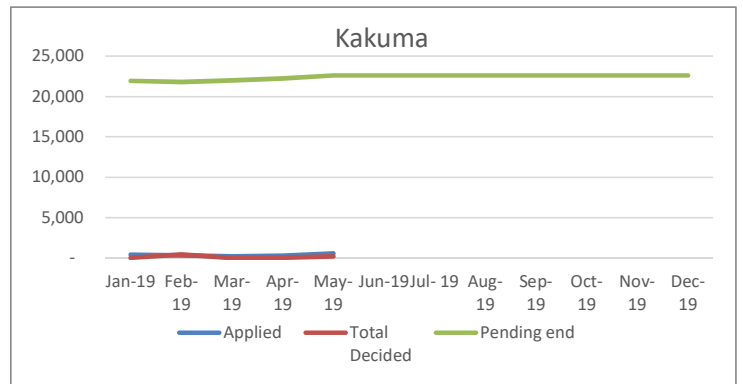
Urban	Month	Pending begin	Applied	Reco-gnized	Reje-cted	Oth. Closed	Total Decided	Pending end
	Jan-19	27,657	933	-	-	-	-	28,590
	Feb-19	28,590	858	1	-	971	972	28,476
	Mar-19	28,476	1,008	696	-	271	967	28,517
	Apr-19	28,517	726	703	-	2,285	2,988	26,255
	May-19	26,255	90	971	-	74	1,045	25,300
	Jun-19	25,300	-	-	-	-	-	25,300
	Jul-19	25,300	-	-	-	-	-	25,300
	Aug-19	25,300	-	-	-	-	-	25,300
	Sep-19	25,300	-	-	-	-	-	25,300
	Oct-19	25,300	-	-	-	-	-	25,300
	Nov-19	25,300	-	-	-	-	-	25,300
	Dec-19	25,300	-	-	-	-	-	25,300
Total		3,615	2,371	-	3,601	5,972		



Dadaab	Month	Pending begin	Applied	Reco-gnized	Reje-cted	Oth. Closed	Total Decided	Pending end
	Jan-19	1,292	10	-	-	1	1	1,301
	Feb-19	1,301	2	-	-	-	-	1,303
	Mar-19	1,303	19	-	-	-	-	1,322
	Apr-19	1,322	-	-	-	52	52	1,270
	May-19	1,270	5	-	-	-	-	1,275
	Jun-19	1,275	-	-	-	-	-	1,275
	Jul-19	1,275	-	-	-	-	-	1,275
	Aug-19	1,275	-	-	-	-	-	1,275
	Sep-19	1,275	-	-	-	-	-	1,275
	Oct-19	1,275	-	-	-	-	-	1,275
	Nov-19	1,275	-	-	-	-	-	1,275
	Dec-19	1,275	-	-	-	-	-	1,275
Total		36	-	-	53	53		



Kakuma	Month	Pending begin	Applied	Reco-gnized	Reje-cted	Oth. Closed	Total Decided	Pending end
	Jan-19	21,517	421	5	-	3	8	21,930
	Feb-19	21,930	309	-	-	440	440	21,799
	Mar-19	21,799	217	-	-	-	-	22,016
	Apr-19	22,016	274	-	-	54	54	22,236
	May-19	22,236	573	-	-	190	190	22,619
	Jun-19	22,619	-	-	-	-	-	22,619
	Jul-19	22,619	-	-	-	-	-	22,619
	Aug-19	22,619	-	-	-	-	-	22,619
	Sep-19	22,619	-	-	-	-	-	22,619
	Oct-19	22,619	-	-	-	-	-	22,619
	Nov-19	22,619	-	-	-	-	-	22,619
	Dec-19	22,619	-	-	-	-	-	22,619
Total		1,794	5	-	687	692		



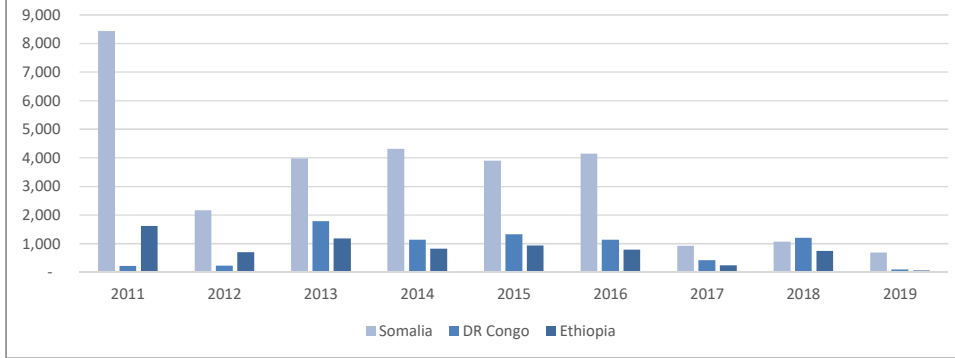
RESETTLEMENT SUBMISSION BY COUNTRY OF ORIGIN

Country of Origin	2011	2012	2013	2014	2015	2016	2017	2018	2019	Total
Somalia	8,439	2,170	3,985	4,325	3,909	4,147	929	1,068	684	29,656
DR Congo	218	230	1,783	1,132	1,326	1,143	424	1,203	100	7,559
Ethiopia	1,617	700	1,181	830	941	785	237	748	65	7,104
South Sudan	-	33	214	111	420	701	143	1,229	547	3,398
Sudan	175	30	29	158	541	104	4	34	-	1,075
Uganda	13	5	24	88	108	107	47	136	120	648
Burundi	17	22	58	46	121	81	100	121	30	596
Eritrea	25	20	111	73	116	55	26	39	10	475
Rwanda	13	24	22	31	78	26	10	17	8	229
Other	1	5	5	11	26	14	20	16	7	105
Total	10,518	3,239	7,412	6,805	7,586	7,163	1,940	4,611	1,571	50,845

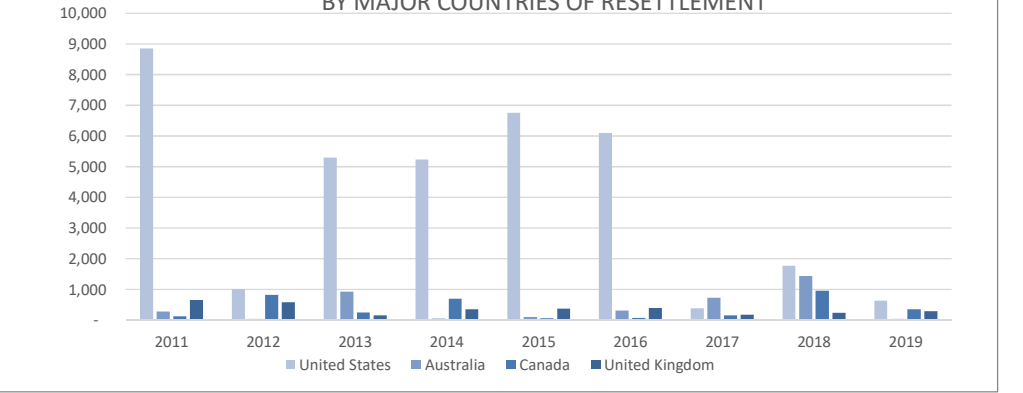
RESETTLEMENT SUBMISSION BY COUNTRY OF RESETTLEMENT

Country of Submission	2011	2012	2013	2014	2015	2016	2017	2018	2019	Total
United States	8,849	1,019	5,304	5,239	6,764	6,105	391	1,775	641	36,087
Australia	281	50	932	53	107	310	736	1,438	46	3,953
Canada	129	821	254	705	69	75	158	963	361	3,535
United Kingdom	657	585	155	363	378	397	180	243	292	3,250
Sweden	391	402	342	397	81	262	353	120	227	2,575
Norway	72	218	218	12	11	5	6	1	-	543
Netherlands	109	114	145	16	130	-	-	-	-	514
France	-	-	29	-	-	1	88	46	4	168
Other	24	16	17	6	17	2	28	25	-	135
Denmark	6	14	16	14	29	6	-	-	-	85
Total	10,518	3,239	7,412	6,805	7,586	7,163	1,940	4,611	1,571	50,845

RESETTLEMENT SUBMISSION TRENDS BY MAJOR COUNTRIES OF ORIGIN



RESETTLEMENT SUBMISSION TRENDS BY MAJOR COUNTRIES OF RESETTLEMENT



Submissions to end of April '19

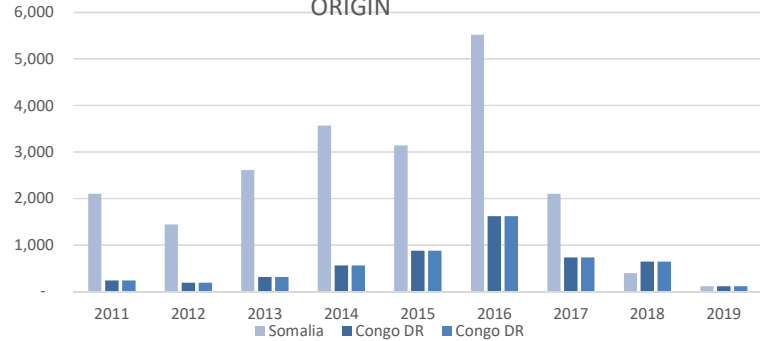
RESETTLEMENT DEPARTURES BY COUNTRY OF ORIGIN

Country of Origin	2011	2012	2013	2014	2015	2016	2017	2018	2019	Total
Somalia	2,102	1,442	2,612	3,562	3,142	5,521	2,102	398	110	20,991
Ethiopia	906	806	469	480	645	1,265	663	282	36	5,552
Congo DR	234	192	308	560	874	1,621	730	643	113	5,275
SSD	-	35	88	92	136	412	272	100	16	1,151
Sudan	213	102	61	82	46	123	184	9	-	820
Eritrea	48	25	25	57	28	121	62	21	2	389
Burundi	35	14	13	23	30	70	50	81	19	335
Uganda	7	14	2	36	69	70	50	73	1	322
Rwanda	35	26	26	21	28	56	24	28	3	247
Other	1	3	-	-	3	27	4	6	8	52
Total	3,581	2,659	3,604	4,913	5,001	9,286	4,141	1,641	308	35,134

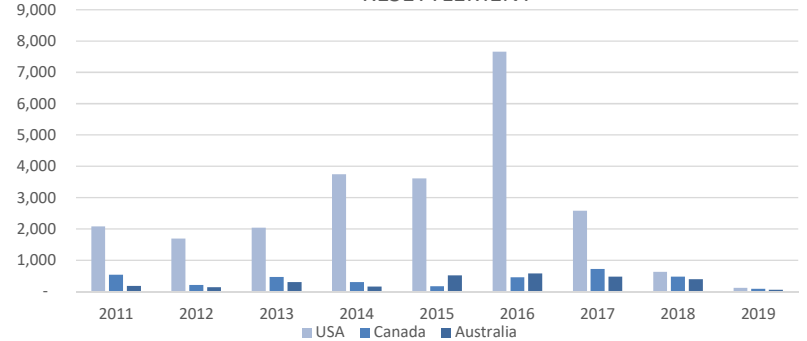
RESETTLEMENT DEPARTURES BY COUNTRY OF RESETTLEMENT

Country of Resettlement	2011	2012	2013	2014	2015	2016	2017	2018	2019	Total
USA	2,083	1,688	2,040	3,751	3,610	7,665	2,585	633	116	24,171
Canada	541	213	464	302	174	452	725	480	84	3,435
Australia	182	141	311	160	514	580	475	398	57	2,818
United Kingdom	208	460	260	279	308	267	248	111	36	2,177
Sweden	329	88	331	229	341	238	83	4	-	1,643
Norway	58	18	159	78	32	3	7	-	1	356
Netherlands	81	29	-	87	2	70	-	-	-	269
Other	89	12	13	20	13	2	7	15	14	185
Denmark	-	10	22	7	7	4	-	-	-	50
New Zealand	10	-	4	-	-	5	11	-	-	30
Total	3,581	2,659	3,604	4,913	5,001	9,286	4,141	1,641	308	35,134

RESETTLEMENT DEPARTURE TRENDS BY MAJOR COUNTRIES OF ORIGIN



RESETTLEMENT DEPARTURE TRENDS BY MAJOR COUNTRIES OF RESETTLEMENT



departures to end of April '19

**VOLUNTARY REPATRIATION FROM KENYA
BY COUNTRY OF ORIGIN**

Country of Origin	Year											
	2009	2010	2011	2012	2013	2014	2015	2016	2017	2018	2019	Total
Sudan	665	64	28									757
Burundi	2	1		4						586	39	632
Rwanda	1	2	2	1								6
Mozambique	-	5							4			9
Somalia	-	6	69	4		485	5,616	33,783	35,403	7,559	1,013	83,938
Congo	-	3	2	7	3						4	19
Ethiopia	-	-								1,963		1,963
Uganda	-	-	4	1								5
Other	-	2	6					6		1	-	15
Total	668	83	111	17	3	485	5,616	33,789	35,407	10,109	1,056	87,344

