

A woman is seen from behind, walking on a dirt path. She is carrying a large orange gas cylinder on her head, balanced on a wooden ring. A child is strapped to her back in a pink cloth. She is wearing a red and white patterned top and a dark skirt with gold patterns. She is holding a white envelope in her left hand. The background is a blurred natural setting with green foliage and a dirt path.

TANZANIA COUNTRY REFUGEE RESPONSE PLAN

The integrated response plan for refugees from
Burundi and the Democratic Republic of the Congo

January 2019 — December 2020

CREDITS:

UNHCR wishes to acknowledge the contributions of humanitarian partners within the Tanzania operation, together with the support extended by the Regional Service Centre (RSC) - Nairobi and Headquarters, who have participated in the preparation of the narrative, financial and graphic components of this document.

Production: UNHCR, Regional Refugee Coordination Office (RRC), Nairobi, Kenya.

Concept Design: Anna Minuto, Snr. Information Management Officer, RCC Office, Nairobi, Kenya

The maps in this publication do not imply the expression of any opinion on the part of UNHCR concerning the legal status of any country or territory or area, of its authorities, or the delimitation of frontiers or boundaries.

All statistics are provisional and subject to change.

For more information:

[Burundi refugees situation page](#)

[DRC refugees situation page](#)

FRONT COVER:

© UNHCR / GEORGINA GOODWIN

Contents

Tanzania Refugee Response Plan	3
Country Overview	5
Needs Analysis	9
Partnership & Coordination	21
Planned Response for 2019 & 2020	24
Financial Requirements	33
Annex	39
Monitoring Framework	41

182,731

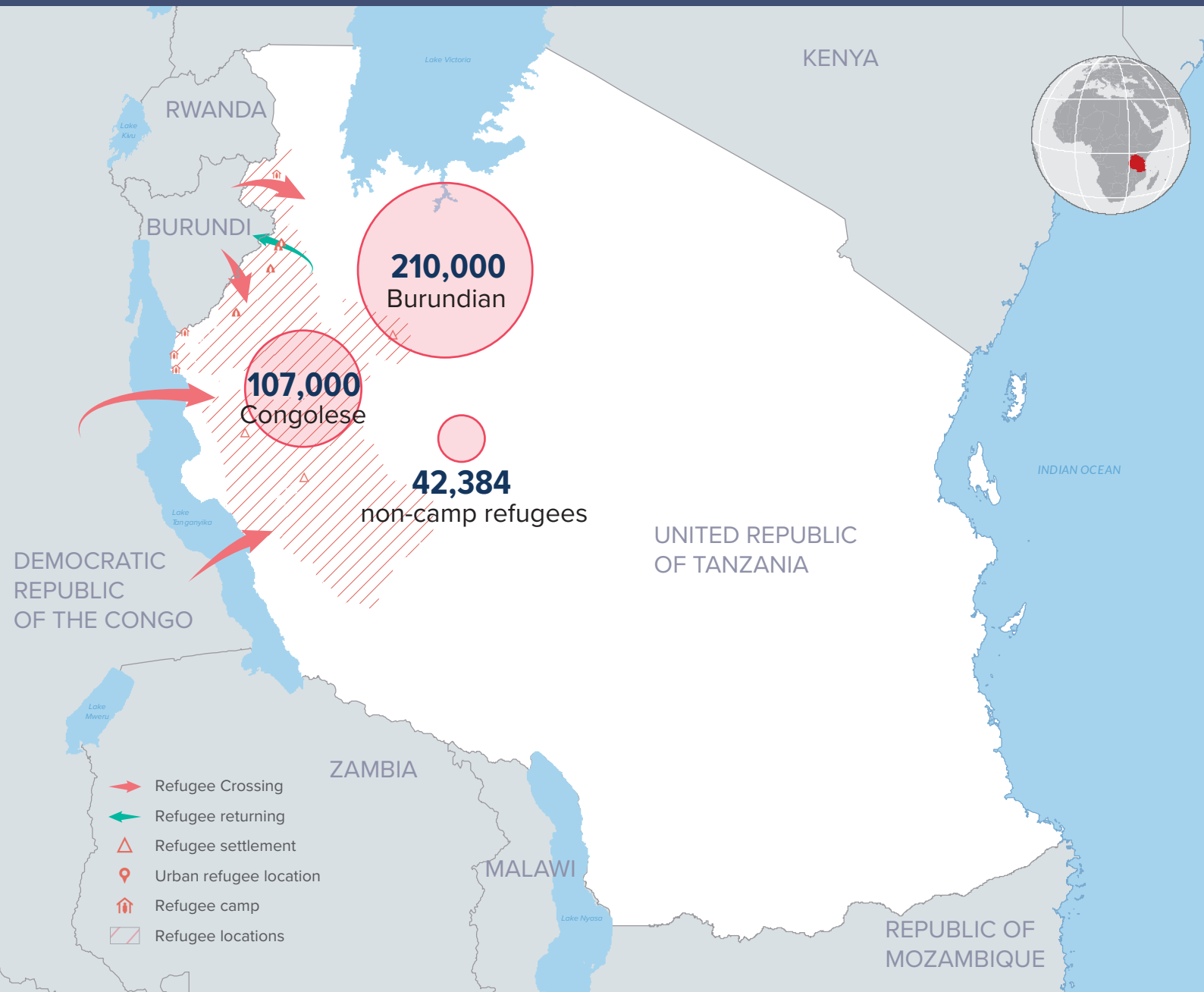
2019-2020 PROJECTED
REFUGEE POPULATION

US\$ 242M

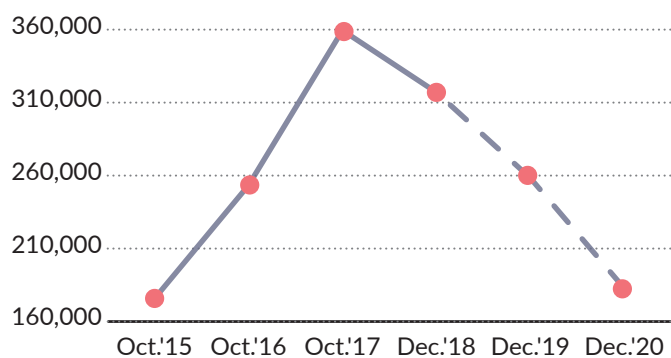
2019 REQUIREMENTS

25

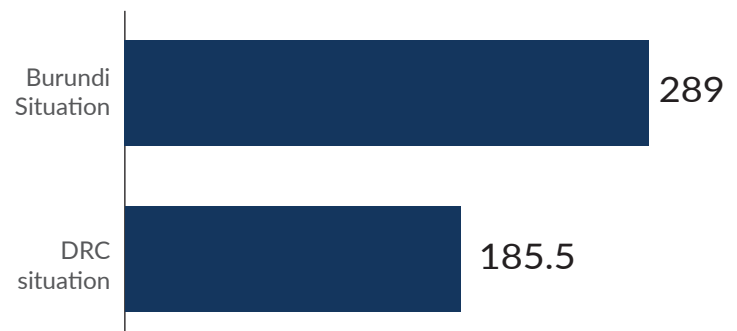
2019 & 2020 PARTNERS
INVOLVED



Refugee Population Trends 2015 - 2020 (Source UNHCR)



2019 and 2020 Requirements by Situation | in millions US\$



Country Overview

Background & Achievements

The United Republic of Tanzania was host to 330,755 refugees and asylum-seekers by 31 October 2018, mainly from Burundi (245,964¹) and the Democratic Republic of the Congo (DRC) (84,170) from 15 different nationalities (621). A small population of refugees of mixed nationalities (270) are hosted in urban centres, mainly in Dar es Salaam. The majority of refugees and asylum-seekers live in three refugee camps in north western Tanzania: Nyarugusu, Nduta and Mtendeli. There are approximately 19,154 Burundians in the Old Settlements of Ulyankulu, Mishamo and Katumba, who are not part of the RRP population covered by this refugee response plan, and a further 23,047 who are self-settled in Kigoma villages are assisted with protection services. A small population of refugees of mixed nationalities (270) are hosted in urban centres, mainly in Dar es Salaam.

The political context in Tanzania continues to evolve. Since 2017, restrictions on access to territory and asylum have increased. In 2017, prima facie recognition of Burundian asylum seekers was revoked and Burundian asylum seekers arriving in Tanzania had to undergo refugee status determination (RSD). All 19 border entry and reception points for Burundian and Congolese asylum seekers were closed between March 2017 and July 2018 and remain closed. The Government of Tanzania is not formally applying the Comprehensive Refugee Response Framework (CRRF) but has strongly supported the consultations leading up to the Global Compact on Refugees (GCR) and voted favourably for its affirmation at the UN General Assembly in December 2018.

Despite an unpredictable protection environment and constrained resource capacity in different sectoral interventions to stabilise and strengthen existing programmes, RRP partners in Tanzania continue to provide critical protection and humanitarian assistance to persons of concern.

Since September 2017, the Tripartite Commission (United Republic of Tanzania, Republic of Burundi, and UNHCR) has facilitated the voluntary repatriation of Burundian refugees who wish to return to Burundi. The Tripartite Commission acknowledged that while some refugees may opt to return, others may still have well-founded reasons for remaining at the present time and will continue to be in need of international protection. As of 31 October 2018, 52,260 individuals have returned to Burundi since the exercise began. While UNHCR is not promoting voluntary repatriation, it continues to support the exercise to ensure returns are based on principles of voluntariness and informed decisions, and take place in safety and dignity.

¹ This includes an estimated 42,000 Burundian refugees from previous eras who are still residing in Tanzania who no longer receive assistance and are not included in the Regional or Country RRP. While UNHCR assisted with the voluntary return of Burundians who fled to Tanzania in 1972 and 1993, the Government naturalized as new citizens a total of 162,156 individuals who opted to remain in Tanzania. There remains an estimated 60,000 persons from the 1972 Burundian refugee population group in the Old settlements and Kigoma villages.

The Verification, Registration and Intention Survey (VRIS) exercise to register approximately 23,047 Burundian refugees who have been living out of camps in the Kigoma Region will be completed by the end of 2018. This exercise is intended to enable the Government of Tanzania to make an informed decision with regard to durable solutions for the remaining 1972 Burundian refugee population.

From 2012 to September 2018, 28,950 Congolese refugees were submitted for resettlement to the United States, Canada and other resettlement countries under the multi-year resettlement plans of action. 19,160 refugees were submitted under the 2015 5-year Group Resettlement Programme (P2) to the United States. Since 2015, Tanzania has consistently achieved its resettlement submission quotas with high approval rates by resettlement countries averaging 98.7 per cent.

The Government of Burundi, Government of Tanzania and RRP partners have also developed a multi-year action plan to strengthen and streamline refugee registration systems in 2017-2020. In the interim, proGres version 4, an identity management and caseload management tool, is being used. Increased confidence in refugee registration systems will not only speed up registration but also facilitate better access to identity documents and services for refugees.

In 2019 - 2020, interventions aimed at implementing durable solutions and improving the livelihoods and resilience of refugees and host communities will be prioritized while also continuing to support and ensure access to asylum and protection for persons of concern. Strengthening the linkages between humanitarian assistance and development planning, particularly in the area of resilience, is another key priority.

Beneficiary Population

The Tanzania RRP anticipates a total of 258,280 refugees, of which 122,000 are from Burundi and 136,280 from the DRC, by the end of 2019. By the end of 2020, the projected refugee population is 182,731 refugees, comprising 31,000 Burundians and 151,731 Congolese refugees. Support and protection intervention will however continue to be provided to an estimated 42,000 individuals from the 1972 Burundi refugees in the Old Settlements (19,000) and Kigoma villages (23,000) and the process of durable solutions including naturalization. Despite limited funding, RRP partners will continue to provide humanitarian assistance throughout 2019 and 2020 while also prioritising targeted interventions which address the humanitarian and development needs of both the refugee and host communities.

	Population as of end of December 2018	Planned Population as of end of 2019	Planned Population as of end of 2020
Assisted Refugee Population			
Burundi	210,000	122,000	31,000
DRC	107,000	136,280	151,731
Total¹	317,000	258,280	182,731
Other non-camp Refugee Population²			
	42,384	44,079	45,843
Host communities³			
		20,000	20,000
Total*		20,000	20,000

1 Included in the total population is some 619 persons from 15 different nationalities whose programme intervention is included in the two larger groups of refugees from Burundi and the DRC.

2 While UNHCR assisted with the voluntary return of Burundians who fled to Tanzania in 1972 and 1993, the Government naturalized as new citizens a total of 162,156 individuals who opted to remain in Tanzania. There remains an estimated 60,000 persons from the 1972 Burundian refugee population group in the Old settlements and Kigoma villages.

3 20,000 population figure indicated is cumulative of host communities targeted as per sector interventions.



IMPACT OF CHRONIC UNDER-FUNDING

The impact of underfunding is felt acutely in all areas of the Tanzania refugee response. With inadequate funding for the operation, RRP partners have had to divert the already limited resources leading to major gaps in the response. By the end of 2018, funding for the Burundi and DRC inter-agency refugee response in Tanzania stood at, respectively, 36 and 30 per cent.

The lack of consistent and sufficient resources has resulted in food ration cuts for most of 2018, the dilapidation of shelters, overstretched health centres, overcrowded classrooms, and limited services for unaccompanied children and survivors of sexual and gender-based violence (SGBV). This challenge is further compounded by the encampment policy and limited access to livelihood opportunities which undermines the ability of refugees to live in a more dignified manner.

Specific impacts of chronic underfunding include:

- More than 50 per cent of refugees and asylum-seekers across the three camps continue to live in inadequate emergency shelters and tents for an extended period of time leading to unacceptable living conditions and increased risk of SGBV;
- 60 per cent of refugees do not have dignified family latrines and rely on communal latrines;
- Limited access to health facilities, services, essential supplies and medicines. A lack of qualified staff in the health sector is compounded by a high turnover and lack of adequate training;
- Many children continue to study under the trees due to classroom shortages and overcrowding. A lack of teaching and reference materials as well as qualified teachers are other challenges. On average, less than 30 per cent of secondary school teachers and 65 per cent of basic education teachers in the refugee camps are professionally trained and this might lead to children dropping out of school and increase their exposure to protection risks;
- Overstretched resources to enable proper care for all children with protection risks;
- A reduction in food rations below the minimum standard of 2,100 kcal per person per day for most of 2018;
- A shortage of non-food items (NFIs), including soap, water containers, cooking utensils, mats, blankets, and sanitary materials for women and girls;
- Programmes to address gender-based myths, socio-cultural stereotypes, gender-informed decision making at camp level and track the meaningful inclusion of refugee women in leadership positions have been halted.

Needs Analysis

REFUGEES FROM THE DEMOCRATIC REPUBLIC OF CONGO (DRC)

The political situation in the DRC remains uncertain and heightened following the Constitutional Court's ruling upholding the December 2018 election of Felix Tshisekedi. The second opposition presidential candidate Martin Fanyulu has since referred to the Constitutional Court's ruling in favour of Tshisekedi as a constitutional coup d'état and declared himself as the legitimately elected President, calling for his supporters to protest peacefully. The risk that this new development could exacerbate political tensions and trigger a new population influx remains.

However, the closure of all border entry points across north-western Tanzania has made access to territory more difficult and could result in a large numbers of asylum seekers from the DRC crossing into Tanzania via Lake Tanganyika by boat. Following reports of an outbreak of Ebola Viral Disease (EVD) in early August 2018 in eastern DRC, the Government of Tanzania has enhanced its general country-wide preparedness with thermo scanners in all ports of entry to the country, especially along DRC borders. Given that Kigoma, Kagera and Mwanza have been identified as high-risk regions, health screening for all persons entering Tanzania could further restrict access to territory for Congolese asylum seekers.

There are approximately 21,122 Congolese asylum seekers pending refugee status determination (RSD). The current RSD process needs strengthening, especially in terms of capacity building. The 2013/14 post verification status confirmation for some 5,886 Congolese in Nyarugusu who qualify for prima facie status is also still pending. New administrative instructions further restricting refugees' movement both inside and outside the camps have also severely limited refugees' coping mechanisms.

REFUGEES FROM BURUNDI

While the worst of the violence in Burundi has eased, the situation remains tense with an unresolved political situation and continued displacement inside and outside the country. More than 52,000 Burundian refugees have voluntarily returned as of end October 2018 and more returns are planned in 2019 - 2020. However, it is likely that a significant number will remain in Tanzania given the fragile situation in Burundi. In light of the restrictions on access to territory and asylum, some Burundian refugees continue to seek asylum in neighbouring countries, including Uganda, Kenya, and Rwanda while others have reportedly returned to Tanzania, where monitoring remains difficult due to the non-registration of new arrivals from Burundi seeking to register asylum claim in 2018.

A series of mass meetings were held by the Government of Tanzania to promote returns in July 2018. Following these meetings, a number of new directives restricting freedom of movement and the livelihood opportunities

available to refugees within the camps were introduced. Although the meetings initially appeared to have their intended impact, with an increase in the number of Burundian refugees registering to return, this number has since declined.

However as a result of continued advocacy by RRP partners, the Government of Tanzania is currently reconsidering these directives due to the negative impact not only on refugees living in the three camps but also on the surrounding host communities which have been hit particularly hard by the closure of the common markets and reduced business activity in the camps.

Sector-specific needs and vulnerabilities

Protection: Due to the protracted refugee situation, restrictive policies and chronic underfunding, the refugee population in Tanzania remains highly dependent on humanitarian assistance, exposing many refugees and asylum seekers to a variety of protection risks.

The restrictive approach taken by the Government of Tanzania for much of 2018 has seen the closure of all border entry points for Burundians and Congolese asylum seekers as well as a high rejection rate of refugee claims by the Government's National Eligibility Committee (NEC). A lack of identity documents for refugees has also made it difficult for refugees to access basic services. Delays in resolving registration issues continue to negatively undermine



current protection initiatives. There is growing concern regarding the situation of refugee children of Burundian origin who were born in Tanzania but whose births have not been registered and currently do not have birth certificates issued by Tanzanian authorities. The risk of statelessness faced by these children may increase if they return to Burundi or for those who may be expected to return voluntarily in the future. Those without birth certificates may also face various protection risks such as arbitrary arrest and inability to access basic services upon return.

In the first six months of 2018, 19,716 persons with specific needs (PSNs) in Nyarugusu, Nduta and Mtendeli received targeted assistance and support. However, the population continues to face many challenges, including discrimination, marginalisation, stigmatisation as well as a limited capacity to access essential services. A lack of transitional shelters with adapted WASH facilities for PSNs is another challenge. RRP partners need to strengthen the delivery of essential services such as adequate healthcare, physical and psychosocial support, material assistance and referrals through community structures and services.

Child Protection: Child protection remains a high operational priority given that 54 per cent of refugees in Tanzania are under the age of 18. Refugee children face serious protection risks such as separation from families as a result of displacement, psychosocial distress, abuse and exploitation, including child labour and sexual exploitation. Unaccompanied and separated children (UASC) remain the most vulnerable, especially girls who are at risk of SGBV and early and forced marriage. An inadequate number of child-friendly spaces and lack of basic play and learning materials persists. Limited educational opportunities, vocational skills training and lack of prospects in the market place are also serious gaps, which may lead to several protection risks as well as negative coping mechanisms such as drug abuse and transactional and survival sex.

While restrictions on movement have been slightly relaxed, allowing refugees to use bicycles during food distributions, some parents have no choice but to leave children unattended, which can result in abuse and exploitation. In some cases, women who are the main entitlement card holders bring their children to food distribution centres so that they can help them carry the rations back to their homes. The number of children failing to go to school has increased by up to 80 per cent as a result, with some walking as far as 13 km to the food distribution centre, exceeding the SPHERE minimum standard of 10km.

As of November 2018, there were 862 unregistered children reported to be living in the camps without access to critical services and assistance, including education, food, and NFIs due to changes in the administrative instructions on the management of new arrival registrations and resolution of family reunification requests. Advocacy for their registration continues.

RRP child protection partners continue to monitor children in foster care although their capacity is severely overstretched. This challenge is becoming acute, especially in light of voluntary repatriation, as some Burundian refugees and asylum seeker foster families are abandoning non-biological children. There are also other instances where unaccompanied and separated children want to repatriate but the foster family does not. There is a pronounced need for RRP child protection partners to invest more time in understanding the impact this has on the psychosocial wellbeing of children so as to better support them with more targeted psychosocial care. In the

absence of such care, this distress is likely to have long term implications on their overall physical and psychological wellbeing. There is an overall need to strengthen the broader child protection case management and alternative care processes so as to better protect refugee children, including those in the process of voluntary repatriation.

SGBV: SGBV remains a significant protection concern. Key risk factors include firewood collection, alcoholism, conflict around polygamy and its consequences, and abandonment, congested shelters, lack of accessible and quality education as well as limited income-generating activities. The ongoing voluntary repatriation exercise has also contributed to an increase in SGBV cases, resulting from split return decisions within families. A total of 1,978 SGBV incidents were reported between January and August 2018 with intimate partner violence as the highest category in all camps, accounting for approximately 68 per cent of reported SGBV incidents. Engagement with men and boys is ongoing although this needs strengthening through strategic awareness-raising activities, including Engaging Men through Accountable Practices. Continued resource constraints and lack of opportunities for gainful employment will likely lead to an increase in early marriage and negative coping mechanisms such as alcohol and drug abuse. More refugee women than men experience violence in the home, making this a significant safety concern. Refugees in the three camps link incidents of domestic violence to stress over lack of access to work and food shortages.

Education: Almost half of the population in the three camps, 49.5 per cent (150,071) is of school-going age, 49 per cent (73,913) are female and 51 per cent male (76,158). Burundian refugees comprise 65 per cent (97,857) of the total school-age population. On average, 81 per cent are enrolled in primary school. Moreover, 71 per cent of households with school-aged children enrolled in schools have boys enrolled compared with 66 per cent who have girls enrolled². One of the main challenges is school drop-out rates, which increased from 3.5 per cent in 2016 to 6.1 per cent in 2017. This is due to a number of reasons, with many children citing hunger as one of the main challenges which make it difficult to concentrate in lessons coupled with a lack motivation to continue learning due to limited higher education opportunities. A shortage of classrooms, uniforms and teaching and reference materials are other challenges. A lack of menstrual hygiene kits has also prevented girls from attending school. A shortage of professionally trained teachers continues to persist. On average, less than 30 per cent of secondary school teachers and 65 per cent of basic education teachers in the refugee camps are professionally trained. Capacity building for camp-based teachers is currently underway. Secondary school enrolment rates are even lower. Among Burundian refugees, less than 10 per cent of secondary school age children are enrolled.

Tanzania's refugee policy supports the principle of education for repatriation and the country of origin curriculum is taught in all schools across the camps. However, improved engagement with the ministry of education in both Burundi and the DRC is required to support refugee schools and teachers, provide quality assurance, issue updated teaching and reference materials and conduct assessments, examinations and certification.

The lack of qualified special education teachers as well as learning and reference materials means that children with learning difficulties have to attend regular schools. The encampment policy also restricts children with special education needs from accessing public schools which cater to their needs outside the camps.

² Community and Household Surveillance (CHS) in North Western Tanzania by UNHCR and WFP (2017).

Moreover, the current government policy on constructing permanent structures has meant that some children have to study under the trees³. Semi-permanent structures constructed under exceptional permission will also need to be upgraded to permanent structures once more funding becomes available.

WASH: Continued strategic investments to improve water supply have been successful. Water supply in the three camps is now above the SPHERE minimum standard of 20l/p/day. Water supply networks are also more reliable and efficient following the drilling of additional boreholes, several backup pumps and the installation of solar-powered pumping systems.

However, major gaps in sanitation and hygiene persist. The construction of durable and dignified family latrines is still a significant gap: only 42 percent of households have family latrines in all camps. Currently, a severe shortage of plastic sheeting has also created a backlog in the decommissioning of shared latrines across the camps, which may lead to increased public health and protection risks especially during the rainy season. The quantity of soap distributed remains inadequately low at 250g/person/month instead of the SPHERE minimum standard of 450g/person/month and 700 g/person/month for menstruating women and girls.

In addition, sanitation coverage and handwashing practice in schools vary widely and a significant number of schools still need to be brought up to standard with additional investments in latrine construction as well as innovative child-to-child hygiene promotion programmes.

Environment and Energy: The use of natural resources, including water and wood for cooking, not only leads to environmental degradation but also gives rise to serious protection risks and increased tensions between refugee and host communities. Firewood is still the main source of cooking fuel for 95 per cent of refugee households⁴. However, as firewood is not readily available in the camps, refugees have to search for firewood in nearby host community land, which can generate tensions. On average, it takes refugees over two hours to get to firewood harvesting sites and a further two hours to collect firewood. Although refugees are not allowed to leave the camp, some do in search of firewood. As a result, refugees are sometimes detained and arrested for “immigration” offences.

In order for energy and environment interventions to be sustainable, access to alternative energy sources needs to be strengthened while also making more efficient use of the ones at hand. A coordinated and comprehensive energy and environment, livelihood and protection response is needed. Scaling up sustainable and alternative sources of fuel while supporting income-generating activities with a view towards increasing purchasing power, is a priority. In aiming to ensure peaceful co-existence and social cohesion between refugee and host communities, active participation in conflict resolution meetings is also necessary. Protection of the natural environment is a shared interest and an obligation of both refugees and host communities. Due to the geographical landscape of Kibondo and Kakonko districts, both Nduta and Mtendeli camps are characterized by hills and slopes of medium to high gradients with bare soils prone to severe erosion. Soil conservation activities are of paramount importance.

Improving water and forest conservation as well as other shared natural resources through awareness raising

3 Tanzania Refugee Education Response Plan (2018/2019)

4 UNHCR and FAO Assessment on Woodfuel Supply and Demand in Displacement Settings: A Technical Handbook (2016)

campaigns, tree planting (including but not limited to fast growing species for firewood and water friendly species) and demarcation of river banks and water sources are other priorities. This will reduce competition for resources which in turn will help foster peaceful co-existence and social cohesion between the two communities.

Shelter and Core Relief Items(CRI): More than 50 per cent of refugees and asylum-seekers across the three camps continue to live in dilapidated emergency shelters and tents for extended periods of time leading to unacceptable living conditions. As a result, households are forced to face harsh weather conditions during the rainy season, which exposes refugees, and PSNs in particular, to various health risks and also impedes the delivery of much needed services.

More funding is needed to address the current gap and bolster innovative initiatives such as the community-based shelter project. Although this initiative has reduced shelter construction costs and increased community participation, progress has been slowed by the ongoing voluntary repatriation exercise. There is an urgent need to re-structure the camps to factor in the spaces and structures left behind by returnees. There is a shortage of adequate land to accommodate new arrivals from the DRC in Nyarugusu as well as a lack of funds to develop a new site. Due to funding shortfalls, there has not been a general distribution of NFIs since 2015. As a result, a serious shortage of supplies, including soap, water containers, cooking utensils, mats, and blankets remains. In addition, lack of sanitary materials for women and girls poses substantial health and protection risks for these groups. Insufficient food-related items such as cooking utensils can also contribute to increased food insecurity and malnutrition as refugees sell their rations to replenish NFIs.

Health and Nutrition: The mortality rates among both population groups have been maintained within the SPHERE minimum standard of <1/1,000 population/month for the crude mortality rate and <3/1,000 population/month for the under-five mortality rate. The risk of increasing mortality remains significantly high due to the infectious disease burden, increasing malnutrition and anaemia among children, low birth weight and preterm deliveries, and inadequate WASH and shelter facilities. There are also major gaps in the health services currently available in the camps, including the quality and quantity of staff, poor infrastructure, and limited supplies of essential drugs, including PEP kits and emergency contraception, as well as equipment. The lack of a comprehensive emergency obstetric and new-born care facility in Nduta has also placed additional strain on the nearby district hospital in Kibondo.

Global Acute Malnutrition (GAM) rates remain below five per cent in all three camps. Both stunting and anaemia remain alarmingly high due to multiple factors such as cuts to the general food distribution, inappropriate use of food rations, mothers not allocating enough time to prepare food and feed their children, high morbidity burden and poor WASH and shelter conditions. The relationship between reduced rations and malnutrition remains unclear and further analysis is needed to assess the underlying reasons behind malnutrition in the camps.

There is a critical need to improve health service provision by better equipping the various health facilities and ensuring there is a sufficient supply of qualified staff. A dedicated operating theatre for obstetric emergencies in Nduta is a major priority as well as additional isolation facilities. A gap of life-saving equipment such as ambulances,



incubators, paediatric vital sign monitors, automated external defibrillators and x-ray machines also needs to be addressed. A continuous supply of essential drugs and increased psychosocial health services are other priorities. Inadequate infrastructure for supplementary feeding activities has resulted in pregnant and lactating women and children having to walk long distances to access medical services. Malaria remains the main cause of morbidity among children under five across all three camps, accounting for 30 per cent of morbidity in Nduta and 25 per cent in Nyarugusu and Mtendeli.

There is a need to conduct further assessments to ensure reproductive health and safety considering the high birth rates and low contraceptive use rates. Although the maternal mortality rate is lower than in the host community, findings from recent maternal deaths confirm the need for greater investment in capacity training and service quality. The proportion of first-time antenatal care visits during the first trimester is also low (31 per cent) with complete coverage standing at 65 per cent. As such, increased health promotion and community awareness to improve social perceptions of reproductive health services are needed.

Cultural factors continue to exacerbate high levels of stigma and low rates of HIV service buy-in, particularly among adolescents and young people. There is a need to improve community awareness, adolescent and youth friendly HIV service provision and strengthen referral mechanisms.

Food security: Food assistance is provided to all refugees living in Nyarugusu, Nduta and Mtendeli through general food distributions and supplementary feeding programmes.

As of October 2018, food rations have risen to 100 per cent of the recommended kcal with 100 per cent of rations maintained for supplementary feeding programme beneficiaries. Rations for new arrivals, repatriating refugees and hospital inpatients were maintained at 100 per cent of full entitlements. However a fluctuation in resources resulted in a reduction in the General Food Distribution (GFD) ration ranging from 60% to 88% of the calorie requirement (depending on amount of reduction in different items constituting the food basket) between January and September 2018.

A 2017 community and household surveillance assessment indicated a stable food consumption score but a significant increase in the coping strategy index (CSI), which suggested that households were at risk of further deterioration in food security status unless there were improvements in ration entitlements⁵. A post-distribution monitoring (PDM) in March 2018 showed deterioration in all key outcome indicators. Dietary diversity, which is low across all camps, dropped below 4.0 for the first time in 2018. However, due to improvements in food rations and seasonality factors, PDM in May 2018 showed an improvement in a number of food security indicators: CSI decreased from 12.4 to 8.1 and the number of households with acceptable food consumption scores increased from 54.8 per cent to 69.5 per cent. This highlights the importance of maintaining ration entitlements, especially during the lean season.

5 UNHCR and WFP Community and Household Surveillance Assessment in North Western Tanzania: Programme Outcome Monitoring in Nyarugusu, Nduta and Mtendeli Refugee Camps (2017)

Chronic underfunding has resulted in inadequate or insufficient waiting areas at food distribution sites, leaving refugees exposed to congestion and adverse weather conditions during distributions. Refugees also have to walk long distances and spend more time collecting food because these centres are located far away.

Host Community: The three refugee camps in Kigoma Region are located in Kakonko, Kibondo and Kasulu districts. Kakonko and Mtendeli are the smallest among the three districts and camps, while Nyarugusu and Kasulu are the largest camps. In all three districts, the refugee camps represent a sizeable portion of the population and economic activities associated with it and the immediate surrounding villages are outnumbered by the camps.

Years of refugee presence and that of the humanitarian community have left these districts with a mixed legacy of economic development and natural resource depletion. Some members from the host community have gained livelihoods, while others have lost them, depending on the location, type of work they are engaged in and socio-economic status at the onset of the influx⁶.

The closure of the common markets in Nduta and Mtendeli in August have reduced opportunities for refugee and host community interaction and negatively impacted the local economy. The common market in Nyarugusu remains open although only for one day a week.

RRP partners will continue to organise peaceful co-existence meetings, which serve as a forum to address the concerns of both communities and develop solutions to contentious issues affecting them. More visible support from the donor community for refugee hosting areas who have borne the brunt of the refugee influx will help maintain continued access to international protection for refugees.

6 UNHCR Socio-Economic Assessment in the Refugee Camps and Hosting Districts in the Kigoma Region (2018)

Response Strategy & Priorities

The complex and evolving protection environment in Tanzania requires a multi-pronged response that ensures continued access to territory and humanitarian assistance, as well as opportunities for durable solutions and self-reliance. Building on the initiatives and revising some of the approaches launched in 2018, RRP partners will continue to deliver on the following objectives and priorities:

Strategic objectives

Strategic objective 1: Preserve equal and unhindered access to territorial asylum and protection, promote the full enjoyment of rights, and maintain the civilian character of asylum;

Strategic objective 2: Enable access to essential services according to minimum international standards and ensure protection systems are strengthened and refugees and returnees are able to enjoy their full rights, specifically in regard to safety and security, child protection, protection from SGBV, and community-based protection;

Strategic objective 3: Enhance peaceful co-existence and social cohesion between host communities and refugees, including through protection of the natural environment;

Strategic objective 4: Ensure refugees have access to comprehensive solutions.

Priority interventions in Education, Health and Nutrition, Shelter and NFIs, Livelihoods, Food Security, WASH, Environment and Energy will be implemented to ensure improved protection and access to essential services.

In an effort to advance comprehensive durable solutions, initiatives will be strengthened for refugees seeking to return to Burundi voluntarily, while also continuing to support and ensure access to asylum and protection for persons in need of international protection. RRP partners will focus on supporting community self-reliance and promoting peaceful co-existence between refugees and host communities.

Refugees are still restricted in camps and this limits their access to markets and income generating opportunities. Restrictions on markets in the camps have dramatically affected livelihoods of refugees as well as opportunities for programming. Agencies will continue to work with the Government of Tanzania to review existing policies and explore options suited to the current context.

Focus will remain on strengthening the ties with host communities as a way of reducing conflict and protection-related incidents and strengthening peaceful co-existence between both groups.



STRENGTHENING LIVELIHOODS AND RESILIENCE

Tanzania's long-term development goals are outlined in the Tanzania Development Vision 2025, which aims to transform the country into middle-income-country status. However, the Kigoma region is one of the poorest in Tanzania and is one of only two regions which has experienced increased poverty rates between 2001 and 2012. According to the Human Development Index 2016, Kigoma region has one of the lowest humanitarian development rankings in Tanzania⁷.

The population increase in these areas has exacerbated land pressures and heightened local level tensions and conflicts. Vulnerable groups in both the refugee and host communities are disproportionately affected. While there is a great need for socio-economic development in the Kigoma region, refugees find themselves faced with additional hardship, arising out of the protection environment.⁸

The large influx of refugees offers both challenges and opportunities for socio-economic development in the host communities. However, currently the closure of markets and economic activities in the camps have dramatically affected the livelihoods of refugees and host community.

It is imperative that the refugee response benefits both the refugee and host communities. Strengthening livelihoods and resilience requires an integrated approach. Although this approach has hit a few obstacles, first with Tanzania's withdrawal from CRRF, and now with the increased restrictions on livelihoods, bolstering livelihoods and resilience remains critical. Refugees who are denied the opportunity to develop resilience are unlikely to be resilient at the onset of repatriation. While voluntary repatriation is considered a durable solution, returnees who remain vulnerable in the country of origin are often more likely to flee their country again and later return to Tanzania.

The United Nations Kigoma Joint Programme is a step in the right direction, as it links the UN's current humanitarian response to refugees and migrants with an increased focus on supporting host communities. Moving beyond quick-impact projects to more long-term projects with broad-based benefits can help build resilience and shift the perception of refugees as a burden. Improving host community resilience can also potentially strengthen the refugee protection space by equipping them with tools to accommodate more refugees should a new influx occur. Developing partnerships with non-traditional actors from the private sector such as mobile network companies and financial institutions, would also open up opportunities to both communities.

The majority of the population in Tanzania's rural and urban areas depends largely on wood-based fuel for cooking and lighting due to a lack of affordable and suitable alternatives. The country's energy profile for the past decade indicates that 90 per cent of the total energy supply is derived from biomass and consumed mainly in the form of wood energy. This figure is 99 per cent in the Kigoma Region, which exceeds the already high average. Reducing dependence on biomass for cooking and lighting will be prioritized through the introduction of alternative energy sources such as biomass briquettes and Liquefied Petroleum Gas (LPG). Sustainable lighting solutions such as solar

⁷ Tanzania Human Development Report: Economic Transformation for Human Development (2016)

⁸ World Bank and UNHCR Impact of Refugee Presence on Host Populations in Tanzania Assessment (2018)

lanterns and community solar street lighting will also be undertaken. Livelihood activities related to energy provision will continue to be pursued. However, with the restriction of livelihood activities, more emphasis will be placed on skills training, business and financial management within the camps.

Partnership & Coordination

In line with the Refugee Coordination Model, the Ministry of Home Affairs (MHA) and UNHCR co-chair the Refugee Operation Working Group in Dar es Salaam. This model is replicated at the field level under the Inter-Agency and Inter-Sector Coordination Working Groups. The Sector Working Groups also meet regularly and are chaired by RRP partners based on sector expertise. Camp-specific Camp Coordination and Camp Management (CCCM) Working Groups are co-led by the MHA and UNHCR. In 2018, a Host Community Working Group was established and partners coordinated under this forum will focus on strengthening ties with local government authorities as well as local organisations active in the refugee hosting communities.

Within the Government of Tanzania, the MHA has the primary responsibility for all refugee-related matters. The responsible agency within the MHA is the Refugee Services Department. More than 30 partners work closely with the Refugee Services Department in the inter-agency refugee response.



The population planning figures for Burundian and Congolese refugees for 2019 - 2020 were projected and reviewed by the Inter-Agency and Inter-Sector Coordination Working Group and Refugee Operation Working Groups in Kibondo and Dar es Salaam. Several joint assessments were conducted, including preparedness and contingency planning, analyses of needs and gaps, as well as border assessments to enhance coordination and the quality of response. To strengthen the evidence base, increased attention is given to multi-sectoral assessments while also creating centralised assessment databases. In 2018, a Host Community Working Group was established as a way to strengthen ties with local government authorities and local organisations which are active in the refugee hosting communities.

As part of the UN Delivering as One sectoral dimension of the UN Development Assistance Plan (UNDAP), an area-based UN joint programme that cuts across multiple sectors to improve development and human security in the region of Kigoma has been launched. It involves 16 UN Agencies and was developed in cooperation with the regional and district authorities based on the development needs of Kigoma and the capacities of the UN in Tanzania. This programme has also fed into the preparation of the RRP.



Various other partnerships and initiatives are currently being explored and are expected to be finalised by 2019. This includes the joint UNHCR/UNDP initiative which seeks to increase protection for refugees and host communities in the Kigoma region in areas of access to justice, sustainable environmental and forest management as well as access to livelihood opportunities. Moreover, the voluntary repatriation exercise has also led to an increase in the cooperation between UN agencies and other response partners in Burundi. Coordination on the exercise remains paramount as Burundi's reception capacity has proven to be perhaps the most decisive factor. Similarly, RRP partners working on registration and information of potential returnees are dependent on steady and reliable information on the conditions in Burundi for returnees from agencies and organisations operating in the country.

A cross-border, multi-partner project financed by the Peacebuilding Fund called 'preventing conflict and building peace through addressing the drivers of conflict and instability associated with forced displacement between Burundi and Tanzania' is currently ongoing. The project is based on a three-pronged strategy which seeks to promote concrete cross-border, human rights-based and multi-agency approaches to peacebuilding. This initiative will end in 2018 and multi-year funding is required to ensure a comprehensive, concerted and coordinated approach across state boundaries to promote efficient protection and protection monitoring on both sides of the border. A protection against sexual exploitation and abuse (PSEA) network will also roll out training and other initiatives to RRP partners operating in the three camps on the prevention of sexual exploitation and abuse as well as how to mainstream SGBV in programming and responses.



Planned Response for 2019 & 2020

Protection

RRP partners will continue to engage with authorities at various levels and advocate for unrestricted access to territory, fair and dignified treatment of refugees and asylum seekers, and fair and efficient RSD processes. Additionally, increased efforts will be focused on improving registration and documentation for persons of concern, including civil documentation such as refugee identity cards and birth certificates. Further advocacy is needed to help relax the encampment policy and other restrictions.

The response will also enhance engagement with communities to strengthen awareness raising activities for SGBV prevention, mitigation and response and child protection through community outreach. More attention will be focused on strengthening links with the host communities as a way of reducing SGBV incidents and improving peaceful co-existence between both groups. Identified SGBV survivors will also receive comprehensive psychosocial, medical, security and legal support. A PSEA network in Kasulu and Kibondo has been established and will oversee the development and dissemination of IEC materials, ensure a functioning community based feedback mechanism and will roll out training to RRP partners operating in the three camps on prevention of sexual exploitation and abuse.

For PSNs, including the elderly and those with disabilities, existing systems will be strengthened for early identification, registration, and support services. Strengthening individual case management for children at high risk, providing alternative care arrangements for UASC, reinforcing family tracing and reunification mechanisms are priorities. Efforts will also be made to address common child protection risks, including child labour, abuse, abandonment, access to education and other services. RRP partners will step up efforts to sensitise and counsel refugees signing up for return through individual counselling, community discussions, and information sharing, which will also improve data collection and management. In operationalising the voluntary return plan for Burundian refugees in coordination with the country of origin, agencies will focus on assessing and ensuring the voluntariness of returns from Tanzania. Furthermore, transportation and logistical coordination for the voluntary return of refugees will be provided. Dignified transportation of refugees from all reception and transit centres for all travelling refugees are priorities and medical screening will be carried out ensuring refugees are fit-to-travel and are provided with medical escorts and other necessary care.

For cases with high protection risks and the protracted caseload of Congolese refugees, resettlement will be considered. There is a need to advocate for additional resettlement quotas, increase support to the Government of Tanzania's local integration strategy for new Tanzanian citizens and expand complementary pathways, including scholarships in third countries and family reunification.



Education

Partners will collectively work to provide access to equitable and quality formal and alternative education to primary and secondary school-aged children through infrastructure development, professional teacher development (pedagogy and classroom management), and improved student welfare. Access to Early Childhood Development (ECD) will be mainstreamed within broader child protection activities using both schools and child friendly spaces for age appropriate activities. Increasing access to tertiary education through targeted programmes such as the Open University of Tanzania (OUT), World University Service of Canada (WUSC) and DAFI (Albert Einstein German Academic Refugee Initiative) remain key priorities despite the challenges of securing certificates and diplomas from Burundi and the DRC. To ensure sustainability and protection in the medium and long term, partners will continue advocating for the inclusion of refugee children in the national education system in Tanzania, as it provides access to accredited, supervised and accountable education services which will enable Burundian refugee students to receive certification. Some positive steps have already been made in this regard. In 2018, Burundian school examinations were administered by the National Examination Council of Tanzania (NECTA). Refugee students in primary schools across the three camps are also taught English and Kiswahili. Discussions to establish a mixed curriculum that will enable Congolese refugee students to receive certificates are already underway.



Energy & Environment

In 2019, the response will include the continued implementation of the Environment and Energy Strategy which was developed in collaboration with the MHA and local government. The implementation priorities of the strategy, for both the refugees and host community, will focus on the continued provision of energy efficient cook stoves, promotion of greener cooking practices, environmental education, improving access to alternative cooking fuels and biomass briquettes with a view to scaling up their use. Continued reforestation activities as well as afforestation activities through forest landscape restoration, river catchment conservation, and the creation of camp-wide environment management plans are also other priorities. The lack of sustainable sources of energy for refugee families continues to pose a major protection concern, as women and girls are often tasked with searching for firewood outside the camps, exposing them to SGBV risks. As such, a coordinated, comprehensive, and sustainable environment and energy response is needed.

In 2020, the response will include wider efforts within the environment and energy sector and associated links with climate change adaptation and mitigation. This will be undertaken in the context of both the host community and the refugee community. Implementation priorities in this regard will include climate smart agriculture, forest landscape restoration, sustainable forest management, community based natural resource management, land use planning, water conservation through the promotion of water harvesting technologies, Integrated Water Resource Management, river catchment conservation and the adoption of renewable energy technologies for both lighting and productive use such as irrigation. For both 2019 and 2020, a sustained effort towards complementing environment and energy initiatives with livelihood activities whilst also addressing protection concerns will be pursued.

Food security

Food assistance will continue to meet the basic food and nutrition needs of the general population and identified nutritionally vulnerable populations. Supplementary feeding will also be provided to targeted populations to address moderate acute malnutrition (MAM) and prevent stunting and micro-nutrient deficiencies. Food vouchers will be complemented with gender and nutrition-sensitive social behaviour change communication to ensure high utilisation of nutrition products. Post-distribution monitoring and community and household surveillance exercises will be conducted on a regular basis to assess the food security and nutrition status of refugees. Nutrition, protection, and household economic assessments will also be supported. Resource mobilization will continue to ensure refugee rations are increased to and maintained at 100 per cent of the recommended kcal requirement of 2,100 per person per day.

Health & Nutrition

Priority activities in the health and nutrition sectors will include the construction, equipping and renovation of camp isolation facilities and operating theatres to increase and improve access to basic health care, reproductive health services, including maternal, neonatal, and adolescent and child as well as HIV support and nutrition services.

Recruiting qualified health workers, building their capacity and ensuring lifesaving medical supplies and commodities are available is another priority. Medical referral support for secondary and tertiary health care will also be provided on a priority basis.

Outbreak preparedness and response, including the continuous supply of essential drugs and supplies, will be prioritised. Health promotion activities such as immunisation will be considered key elements in the response to encourage wellbeing and reduce morbidity.

Nutritional surveillance, managing and preventing malnutrition through micronutrient supplementation and deworming as well as mental health and psychosocial support services, sexual and reproductive health services, and construction of additional nutrition infrastructures (supplementary feeding centres) are other inter-agency response priorities. Pre-embarkation medical screening will continue for refugees and asylum-seekers before they repatriate to Burundi.

Livelihoods & Resilience

The response plan is based on the current context rather than on the needs of the affected communities. Although more work needs to be done to develop key agricultural value chains in the refugee hosting areas through capacity building, improved infrastructure, access to finance and connectivity while also including refugees in the local economy, such an approach requires a complete shift in the policy framework. In response, RRP partners will continue to advocate for a less restrictive policy environment for livelihoods. They will also monitor the operational environment to explore viable options once refugees have access to a functioning market such as cash-based interventions (CBIs). In the event some of these restrictions are lifted, RRP partners will be capable of providing a wider range of much needed livelihoods support, such as formal vocational training, agro-industry value chain development and market development.

While it is difficult to link host communities and refugees in the current context, RRP partners will continue to support host community resilience. Efforts shall be made to ensure interventions in the host communities are coordinated and aligned with the needs and priorities of the host communities. Partner agencies will also focus on providing training sessions in literacy, numeracy, computer literacy, business skills and technical skills as part of informal education whilst also ensuring government directives are respected. These trainings are important as they will enable future returnees to become more self-reliant once they return. Given that many refugees do not have land or

productive assets back home, these trainings provide them with the opportunity to support their own livelihoods. Opportunities for livelihoods strengthening targeting both refugees and host communities, including market-supported agriculture and livelihood programmes will be optimized and enhanced so as to reduce the protection risks associated with GBV. Climate-smart and organic and innovative farming interventions such as kitchen gardens will also play a critical role in providing refugees access to diversified foods following the closure of the common markets. Refugees will also learn how to grow produce with less land, which will be the likely scenario for returnees in Burundi.



Shelter & NFIs

RRP partners will focus on the security and protection of persons of concern from outside elements. In 2019 and 2020, a key priority will be shifting refugee families from less durable emergency tents and shelters to transitional shelters, which are not only resistant to heavy rains but also mitigate the protection risks currently faced by female-headed households residing in emergency shelters that can be easily entered.

The maintenance and rehabilitation of dilapidated shelters, existing structures and road infrastructure will continue to be improved so as to facilitate the smooth delivery of services and access to the camps. NFIs consisting of blankets, sleeping mats, kitchen sets, buckets, soap, mosquito nets, jerry cans, sanitary pads, plastic sheeting and family tents will continue to be distributed as per the established criteria for new arrivals. Addressing the shortage of critical NFIs remains an urgent need given that there has not been a general distribution of NFIs since 2015.

The current voluntary repatriation exercise has had a significant impact on the site plan and structure of the camps. The response will look into options of camp consolidation by relocating the remaining refugees to other camps. However, a detailed analysis is required to see the cost/benefit ratio and added value as well as the risks associated with such a move. More importantly, the proposal will also need to be endorsed by local and regional government authorities.

WASH

Priority interventions in sanitation will include increasing refugee families' access to individual family latrines to improve general sanitation conditions and better protect individual health. Priority interventions in hygiene will include the provision of WASH-related NFIs such as additional jerry cans in order to increase the storage of portable water in households as well as additional soap to meet the minimum standard of 450g/p/pm to facilitate increased hand washing and personal hygiene. Increasing the number of hygiene promoters to help reinforce the hygiene knowledge-base of the population is another priority.

The main priority for water supply will be finding additional and sustainable sources of water to support the refugee and host community population while also making performance improvements to existing water supply networks so as to evenly distribute water to all members of the community.





Financial Requirements

2019-2020 Financial Requirements Summary

By Refugee Population and Organization

ORGANIZATION	2019	2020	TOTAL
BURUNDIAN REFUGEES			
Danish Refugee Council	4,258,388	3,527,316	7,785,704
HelpAge	2,025,000	1,822,498	3,847,498
Medical Teams International	429,000	189,200	618,200
Norwegian Refugee Council	3,074,194	1,512,000	4,586,194
AIRD	2,484,770	400,000	2,884,770
UNFPA	1,287,000	1,287,000	2,574,000
Caritas	200,000	300,000	500,000
Church World Service	10,335	10,335	20,670
UNCDF	227,500	120,000	347,500
FAO	650,000	700,000	1,350,000
International Rescue Committee	1,758,212	1,009,890	2,768,102
WLAC	143,369	157,706	301,075
UNICEF	3,235,019	2,490,280	5,725,299
TCRS	1,059,069	850,000	1,909,069
Oxfam	2,406,170	1,422,886	3,829,056
IOM	3,373,615	3,365,589	6,739,204
Plan International	4,965,434	3,721,340	8,686,774
Water Mission	1,875,000	1,733,670	3,608,670
CEMDO	191,014	255,443	446,457
Save the Children International	2,453,032	1,900,000	4,353,032
Relief to Development Society	578,780	578,780	1,157,560
Good Neighbours Tanzania	599,400	345,900	945,300
UNDP	250,000	500,000	750,000
WFP	44,582,164	31,247,941	75,830,105
UNHCR	74,974,883	72,893,577	147,868,460
SUBTOTAL	157,091,348	132,341,351	289,432,699
CONGOLESE REFUGEES			
Medical Teams International	221,000	210,800	431,800

ORGANIZATION	2019	2020	TOTAL
Norwegian Refugee Council	1,062,117	840,289	1,902,406
AIRD	4,564,590	5,506,859	10,071,449
UNFPA	663,000	663,000	1,326,000
Church World Service	7,383	7,383	14,766
UNCDF	195,000	140,000	335,000
FAO	650,000	700,000	1,350,000
International Rescue Committee	1,464,113	1,220,473	2,684,586
WLAC	54,529	59,982	114,511
UNICEF	1,620,981	1,414,220	3,035,201
IOM	1,162,506	3,741,129	4,903,635
Water Mission	625,000	766,330	1,391,330
CEMDO	286,521	383,165	669,686
Save the Children International	200,000	200,000	400,000
Good Neighbours Tanzania	135,600	154,100	289,700
UNDP	250,000	500,000	750,000
WFP	23,208,993	35,237,040	58,446,033
UNHCR	48,924,923	48,484,813	97,409,736
SUBTOTAL	85,296,256	100,229,583	185,525,839
Grand Total	242,387,604	232,570,934	474,958,538









By Sector & Year

SECTOR	2019	2020	TOTAL
Protection	50,345,255	51,637,468	101,982,723
Education	18,800,451	17,124,310	35,924,761
Energy & Environment	12,947,789	13,596,694	26,544,483
Food Security	63,671,641	63,612,183	127,283,824
Health & Nutrition	27,510,144	26,564,724	54,074,868
Livelihoods & Resilience	14,617,845	12,497,319	27,115,164
Shelter & NFIs	27,639,331	23,329,553	50,968,884
WASH	25,647,005	24,208,682	49,855,687
TOTAL	242,387,603	232,570,933	474,958,536

2019 Financial Requirements

By Organization & Sector


ORGANIZATION									TOTAL
Danish Refugee Council	233,684					1,648,797	1,025,000	1,350,907	4,258,388
HelpAge	1,494,524	267,458				263,018			2,025,000
Medical Teams International					650,000				650,000
Norwegian Refugee Council		751,000					2,104,311	1,281,000	4,136,311
AIRD							7,049,359		7,049,359
UNFPA	650,000				1,300,000				1,950,000
Caritas		200,000							200,000
Church World Service						17,718			17,718
UNCDF						422,500			422,500
FAO			500,000			800,000			1,300,000
International Rescue Committee	610,818	974,522			1,500,000	136,985			3,222,325
WLAC	197,898								197,898
UNICEF	850,000	1,900,000			606,000			1,500,000	4,856,000
TCRS								1,059,069	1,059,069
Oxfam								2,406,170	2,406,170
IOM	4,173,121				363,000				4,536,121
Plan International	1,735,110	1,360,000				1,870,324			4,965,434

ORGANIZATION									TOTAL
Water Mission								2,500,000	2,500,000
CEMDO			477,535						477,535
Save the Children International	2,253,032	400,000							2,653,032
Relief to Development Society			578,780						578,780
Good Neighbours Tanzania						735,000			735,000
UNDP			500,000						500,000
WFP				63,671,641	3,119,516	1,000,000			67,791,157
UNHCR	38,147,068	12,947,471	10,891,474	0	21,001,100	7,723,503	17,639,331	15,549,859	123,899,806
TOTAL	50,345,255	18,800,451	12,947,789	63,671,641	27,510,144	14,617,845	27,639,331	25,647,005	242,387,603

2020 Financial Requirements

By Organization & Sector

ORGANIZATION									TOTAL
Danish Refugee Council	201,316					1,300,000	510,000	1,516,000	3,527,316
HelpAge	1,345,072			240,710		236,716			1,822,498
Medical Teams International				400,000					400,000
Norwegian Refugee Council		645,000					551,289	1,156,000	2,352,289
AIRD							5,906,859		5,906,859
UNFPA	650,000			1,300,000					1,950,000
Caritas		300,000							300,000
Church World Service						17,718			17,718
UNCDF						260,000			260,000
FAO			500,000			900,000			1,400,000
International Rescue Committee	423,621	649,681		1,000,000		157,061			2,230,363
WLAC	217,688								217,688
UNICEF	700,000	1,500,000		454,500				1,250,000	3,904,500
TCRS								850,000	850,000
Oxfam								1,422,886	1,422,886
IOM	6,743,718			363,000					7,106,718
Plan International	1,568,597	750,000				1,402,743			3,721,340

ORGANIZATION									TOTAL
Water Mission								2,500,000	2,500,000
CEMDO			638,608						638,608
Save the Children International	1,700,000	400,000							2,100,000
Relief to Development Society			578,780						578,780
Good Neighbours Tanzania						500,000			500,000
UNDP			1,000,000						1,000,000
WFP				63,612,183	2,872,798				66,484,981
UNHCR	38,087,456	12,879,629	10,879,306	0	19,933,716	7,723,081	16,361,405	15,513,796	121,378,389
TOTAL	17,124,310	26,564,724	51,637,468	23,329,553	24,208,682	12,497,319	13,596,694	63,612,183	232,570,933



Protection



Education

Energy &
Environment

Food security

Health &
NutritionLivelihood
& Resilience

Shelter & NFIs




WASH

ANNEX


Monitoring Framework

Protection


	Burundi	DRC	
	Refugees	Refugees	Host
OBJECTIVE: Access to legal assistance and legal remedies improved			
INDICATOR: # of PoCs who access legal services and representation			
2019	3,000	2,000	300
2020	3,000	2,000	300
INDICATOR: # of advocacy interventions made for access to national justice systems			
2019	8	8	8
2020	8	8	8
OBJECTIVE: Reduce the risk of SGBV and improve quality of response			
INDICATOR: # of identified SGBV survivors provided with multi-sectoral services (psychosocial, legal, medical and security)			
2019	1,920	400	-
2020	1,160	500	-
INDICATOR: # of men and boys trained and sensitized on SGBV			
2019	18,000	9,100	-
2020	6,000	12,000	-
INDICATOR: # refugees involved in the community-based committees/ groups working on SGBV prevention and response			
2019	225	75	0
2020	225	75	0
OBJECTIVE: Enhance Child Protection Response			
INDICATOR: % of UASCs for whom a best interest process has been initiated or completed			
2019	90%	70%	0
2020	93%	93%	0
INDICATOR: % of UASC in appropriate interim or long term alternative care			
2019	70%	70%	0
2020	80%	80%	0
INDICATOR: Ratio of refugee children to caseworker			
2019	125	75	0
2020	77	77	0

OBJECTIVE: Community Mobilization strengthened and expanded				
INDICATOR: % of POC reached through community awareness and sensitization campaigns				
2019	100%	100%		0
2020	100%	100%		0
INDICATOR: # of community self-management structures strengthened				
2019	12	2		0
2020	12	2		0
INDICATOR: % of women in leadership positions				
2019	50%	50%		0
2020	50%	50%		0
OBJECTIVE: Services for persons with specific needs strengthened				
INDICATOR: # of POC with specific needs receiving support (non-cash)				
2019	24,273	4,200		4,035
2020	21,396	4,000		3,580
INDICATOR: # of Persons with specific needs receiving vocational and technical skills training				
2019	638	438		210
2020	450	300		170
INDICATOR: # of POC Receiving Psychosocial support				
2019	19,973	1,800		4,050
2020	17,896	1,500		3,530
OBJECTIVE: Promote a sustainable protection environment, including access to territory, fair RSD procedures and durable solutions				
INDICATOR: # of registered newly arrived refugees				
2019	-	25,000		-
2020	-	25,000		-
INDICATOR: % of refugees accepted in RSD procedure				
2019	25%	40%		0
2020	25%	40%		0
INDICATOR: # of persons assisted to voluntarily repatriate				
2019	96,000	-		-
2020	96,000	-		-
INDICATOR: # of individuals submitted for RST consideration				
2019	200	7,000		-
2020	200	7,000		-


Education

	Burundi	DRC	
	Refugees	Refugees	Host
OBJECTIVE: Improved learning achievement in basic and secondary education			
INDICATOR: # of refugee boys and girls that have access to basic and secondary education			
2019	74,468	42,039	-
2020	74,395	50,835	-
INDICATOR: % of boys and girls that meet the required levels of learning achievement in basic and secondary education			
2019	80%	85%	0
2020	80%	85%	0
OBJECTIVE: Ensure that schools are safe learning environments for refugee boys and girls			
INDICATOR: # of teachers and school administrators trained			
2019	215	100	10
2020	1,280	1,050	20
INDICATOR: # of schools that enforce a teacher code of conduct			
2019	356	126	0
2020	328	113	0
OBJECTIVE: Ensure that opportunities for education are lifelong and available			
INDICATOR: # of girls and boys that have access to early childhood education			
2019	22,319	11,583	-
2020	18,104	12,558	-
INDICATOR: % of increase in access to tertiary education for young people			
2019	62%	32%	0
2020	46%	33%	0
INDICATOR: # of eligible youth that participate in non-formal, skills learning & digital education			
2019	344	244	20
2020	245	207	20


Energy & Environment

	Burundi	DRC	
	Refugees	Refugees	Host
OBJECTIVE: Resilience of refugees and host community is supported and maintained			
INDICATOR: % of household with sustainable income			
2019	60%	70%	90%
2020	60%	70%	90%
INDICATOR: % of household whose income level was either maintained or improved compared to the beginning of 2019			
2019	50%	60%	80%
2020	50%	60%	80%
INDICATOR: % of household whose asset was either maintained or improved compared to the beginning of 2019			
2019	5%	5%	10%
2020	5%	5%	10%
OBJECTIVE: Refugee and host community households are able to produce food for consumption and exchange with other essential goods			
INDICATOR: % of household with access to harvested crop or purchased food			
2019	5%	5%	10%
2020	5%	5%	10%
INDICATOR: % of household enabled to sell or exchange the crops produced in their kitchen gardens/fields			
2019	8%	2%	2%
2020	18%	3%	2%
INDICATOR: % of individuals trained in appropriate kitchen garden/agricultural practices or agro-processing in 2019			
2019	7%	2%	1%
2020	16%	3%	1%
OBJECTIVE: Increase human, social and productive assets and access to finance and markets for refugees and host community members			
INDICATOR: % of individuals trained in life skills (adult literacy, business skills, IT literacy, etc.) in 2019			
2019	11%	0%	1%
2020	24%	3%	1%
INDICATOR: % of individuals who have received technical and vocational education and training (TVET)			
2019	4%	1%	1%
2020	9%	1%	0%
INDICATOR: # of savings and loan associations which are operational			
2019	150	50	1,100
2020	50	-	1,100

Food Security

	Burundi	DRC	
	Refugees	Refugees	Host
OBJECTIVE: Refugees and other vulnerable populations receive unconditional cash- and/or food-based transfers in order to meet their basic food and nutrition requirements			
INDICATOR: Proportion of targeted refugees receiving food assistance			
2019	100	100	0
2020	100	100	0
INDICATOR: Average food entitlement provided as a proportion of full entitlement (2,100 kcal)			
2019	100	100	0
2020	100	100	0
INDICATOR: Proportion of targeted pregnant and lactating women and children 6-23 months receiving blanket supplementary feeding assistance			
2019	100	100	0
2020	100	100	0
INDICATOR: Average food entitlement provided as a proportion of full entitlement for blanket supplementary feeding activities			
2019	200	200	0
2020	200	200	0
INDICATOR: Proportion of targeted pregnant and lactating women and children 6-59 months receiving targeted supplementary feeding assistance			
2019	100	100	0
2020	100	100	0
INDICATOR: Proportion of targeted children 24-59 months receiving micronutrient powder to prevent micronutrient deficiencies			
2019	100	100	0
2020	100	100	0

Health & Nutrition

	Burundi	DRC	
	Refugees	Refugees	Host
OBJECTIVE: Improve health status of refugee population			
INDICATOR: Under Five Mortality Rate			
2019	0.5/1000/month	0.9/1000/month	0
2020	0.4/1000/month	0.8/1000/month	0

INDICATOR: # of malaria cases identified through rapid diagnostic tests				
2019	263,346	81,758		5,000
2020	1,528,991	104,130		6,000
INDICATOR: # of refugees who undergo pre-embarkation medical checks				
2019	96,000	25,000		-
2020	96,000	25,000		-
OBJECTIVE: Ensure refugee population has optimal access to reproductive health and HIV				
INDICATOR: Proportion of delivery conducted at Health facility				
2019	≥95%	≥95%		0
2020	≥97%	≥97%		0
INDICATOR: Contraceptive Prevalence Rate				
2019	≥30%	≥35%		0
2020	≥40%	≥45%		0
INDICATOR: PMTCT Coverage Rate				
2019	≥90%	≥90%		≥90%
2020	≥95%	≥95%		≥95%
OBJECTIVE: Improve nutritional well-being of the refugee population				
INDICATOR: Prevalence of Global Acute Malnutrition (GAM)				
2019	≤5%	≤5%		0
2020	≤5%	≤5%		1
INDICATOR: Prevalence of Anaemia in children (6-59 months)				
2019	41%	46.9%		0
2020	40%	51.9%		0
INDICATOR: Prevalence of chronic malnutrition (stunting) in children (6-59 months)				
2019	50.5%	39.6%		0
2020	45.5%	39.6%		0

Livelihoods & Resilience

	Burundi		DRC		Host
	Refugees	Refugees	Refugees	Refugees	
OBJECTIVE: Resilience of refugees and host community is supported and maintained					
INDICATOR: % of household with sustainable income					
2019	60%	70%		90%	
2020	60%	70%		90%	
INDICATOR: % of household whose income level was either maintained or improved compared to the beginning of 2019					
2019	50%	60%		80%	
2020	50%	60%		80%	


INDICATOR: % of household whose asset was either maintained or improved compared to the beginning of 2019			
2019	5%	5%	10%
2020	5%	5%	10%
OBJECTIVE: Refugee and host community households are able to produce food for consumption and exchange with other essential goods			
INDICATOR: % of household with access to harvested crop or purchased food			
2019	5%	5%	10%
2020	5%	5%	10%
INDICATOR: % of household enabled to sell or exchange the crops produced in their kitchen gardens/fields			
2019	8%	2%	2%
2020	18%	3%	2%
INDICATOR: % of individuals trained in appropriate kitchen garden/agricultural practices or agro-processing in 2019			
2019	7%	2%	1%
2020	16%	3%	1%
OBJECTIVE: Increase human, social and productive assets and access to finance and markets for refugees and host community members			
INDICATOR: % of individuals trained in life skills (adult literacy, business skills, IT literacy, etc.) in 2019			
2019	11%	0%	1%
2020	24%	3%	1%
INDICATOR: % of individuals who have received technical and vocational education and training (TVET)			
2019	4%	1%	1%
2020	9%	1%	0%
INDICATOR: # of savings and loan associations which are operational			
2019	150	50	1,100
2020	50	-	1,100

Shelter & NFIs

	Burundi	DRC	
	Refugees	Refugees	Host
OBJECTIVE: Establish, improve and maintain shelter infrastructure			
INDICATOR: % of households living in adequate dwellings			
2019	92%	77%	0
2020	100%	100%	0
INDICATOR: # of transitional shelters provided			
2019	4,001	8,000	-
2020	1,892	9,292	-

INDICATOR: # of kilometers of access road constructed and maintained			
2019	50	10	0
2020	20	20	0
OBJECTIVE: Population has sufficient basic and domestic items			
INDICATOR: % of households whose needs for basic items are met			
2019	89%	76%	10%
2020	86%	55%	10%
INDICATOR: # of person receiving hygienic supplies			
2019	41,328	16,800	-
2020	6,032	9,392	1,000
INDICATOR: # of household receiving CRIs			
2019	78,100	10,200	500
2020	46,501	10,000	1,000
INDICATOR: # of households receiving complementary items			
2019	53,700	800	2,000
2020	39,501	1,000	1,000

WASH

	Burundi	DRC	
	Refugees	Refugees	Host
OBJECTIVE: Persons of Concern have enhanced access to sufficient and safe water			
INDICATOR: # litres of safe drinking water per persons per day			
2019	26	26	20
2020	26	26	20
INDICATOR: % of water quality tests at chlorinated water collection points with Free Residual Chlorine in the range of 0.2-2mg/L and turbidity <5 NTU			
2019	95%	95%	95%
2020	85%	85%	100%
INDICATOR: # of persons per usable tap			
2019	90	90	100
2020	85%	85%	100%
OBJECTIVE: Persons of Concern have improved access to sanitation facilities and clean environment free from open defecation			
INDICATOR: # persons per latrine stance			
2019	10	5	20
2020	5	5	20

INDICATOR: # persons per bath shelter			
2019	10	5	20
2020	5	5	20
INDICATOR: % of households with their own family latrines			
2019	60%	80%	60%
2020	80%	95%	60%
OBJECTIVE: Persons of Concern are aware of key public health risks and adopt measures to prevent the deterioration of hygienic conditions and to use and maintain WASH facilities appropriately.			
INDICATOR: # of persons per hygiene promoter			
2019	700	700	1,000
2020	500	500	1,000
INDICATOR: % of persons with knowledge on basic hygiene practices (KAP survey)			
2019	75%	75%	75%
2020	90%	90%	75%
INDICATOR: Average quantity (g) of soap/person/month			
2019	450	450	450
2020	450	450	450

