

DISCLAIMER: The boundaries and names shown and the designations used on this map do not imply official endorsement or acceptance by the United Nations. A technical team has been conducting a thorough review of the information gathered so as to filter out any data discrepancies.

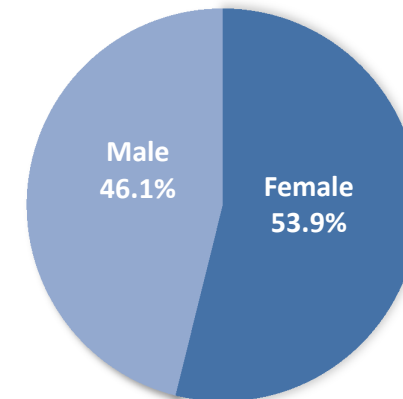
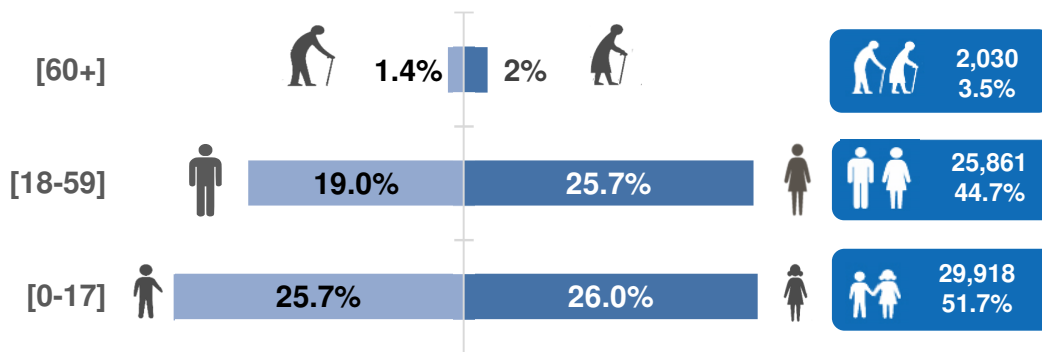
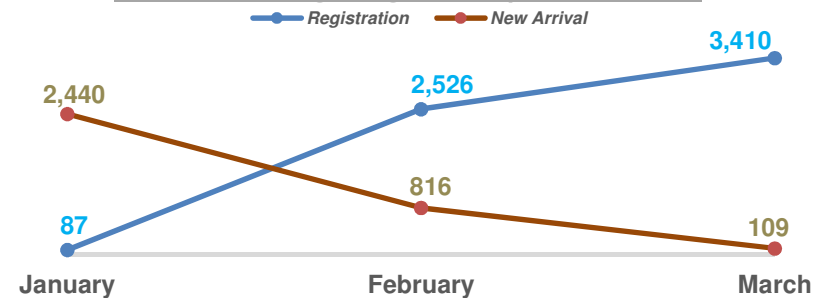
Total Refugees Individuals	Total Refugees Households
57,809	21,603

States	Female	Male	Total	%
Akwa Ibom	299	248	547	0.9%
Benue	4,086	3,445	7,531	13.0%
Cross River	19,885	16,879	36,764	63.6%
Imo	2	4	6	0.0%
Taraba	6,875	6,086	12,961	22.4%
Grand Total	31,147	26,662	57,809	100.0%

Settlements	Total
Adagom	12,797
Adagom3	1,791
Ikyogen	6,891
Ukende	4,303
Total	25,782
	44.6%

Gender	[0-4]	[5-11]	[12-17]	[18-59]	[60 +]	Total
Female	4,373	6,649	4,033	14,851	1,241	31,147
Male	4,459	6,577	3,827	11,010	789	26,662
Total	8,832	13,226	7,860	25,861	2,030	57,809
	15.3%	22.9%	13.6%	44.7%	3.5%	100.0%

Evolution of refugee registration per month: 2020



Note: 594 persons registered as "Not of Concern" from mixed marriage are not counted in this figures.