

A young boy with a backpack is smiling in the foreground, with a crowd of people blurred in the background. The text is overlaid on the bottom left of the image.

UGANDA COUNTRY REFUGEE RESPONSE PLAN

The integrated response plan for refugees from South Sudan, Burundi and the Democratic Republic of the Congo

January 2019 — December 2020

Revised in March 2019

CREDITS:

UNHCR wishes to acknowledge the contributions of partners and staff in Uganda Office, Regional Service Center (RSC) - Nairobi and Headquarters who have participated in the preparation of the narrative, financial and graphic components of this document.

Production: UNHCR, Regional Refugee Coordination Office (RRC), Nairobi, Kenya.

The maps in this publication do not imply the expression of any opinion on the part of UNHCR concerning the legal status of any country or territory or area, of its authorities, or the delimitation of frontiers or boundaries.

All statistics are provisional and subject to change.

For more information:

Burundi crisis go to: [Burundi Information Sharing Portal](#)

South Sudan crisis go to: [South Sudan Information Sharing Portal](#)

DRC crisis go to: [DRC Information Sharing Portal](#)

[Uganda refugees country page](#)

FRONT COVER PHOTOGRAPH:

Thirteen-year-old South Sudanese refugee John Luis, from Juba, South Sudan, inside a classroom at Ofonze Primary School in Bidibidi refugee settlement, Yumbe District, Northern Region, Uganda

© UNHCR / David Azia

Contents

Uganda Refugee Response Plan

Executive Summary	5
Background and Achievements	6
Planning Scenarios	11
Needs Analysis	14
Response Strategy & Priorities	32
Partnership & Coordination	38
Planned Response for 2019 & 2020	42
Financial Requirements	50

Annex

Monitoring Framework	54
2019 Financial Requirements Summary	65
2020 Financial Requirements Summary	68

1.3M

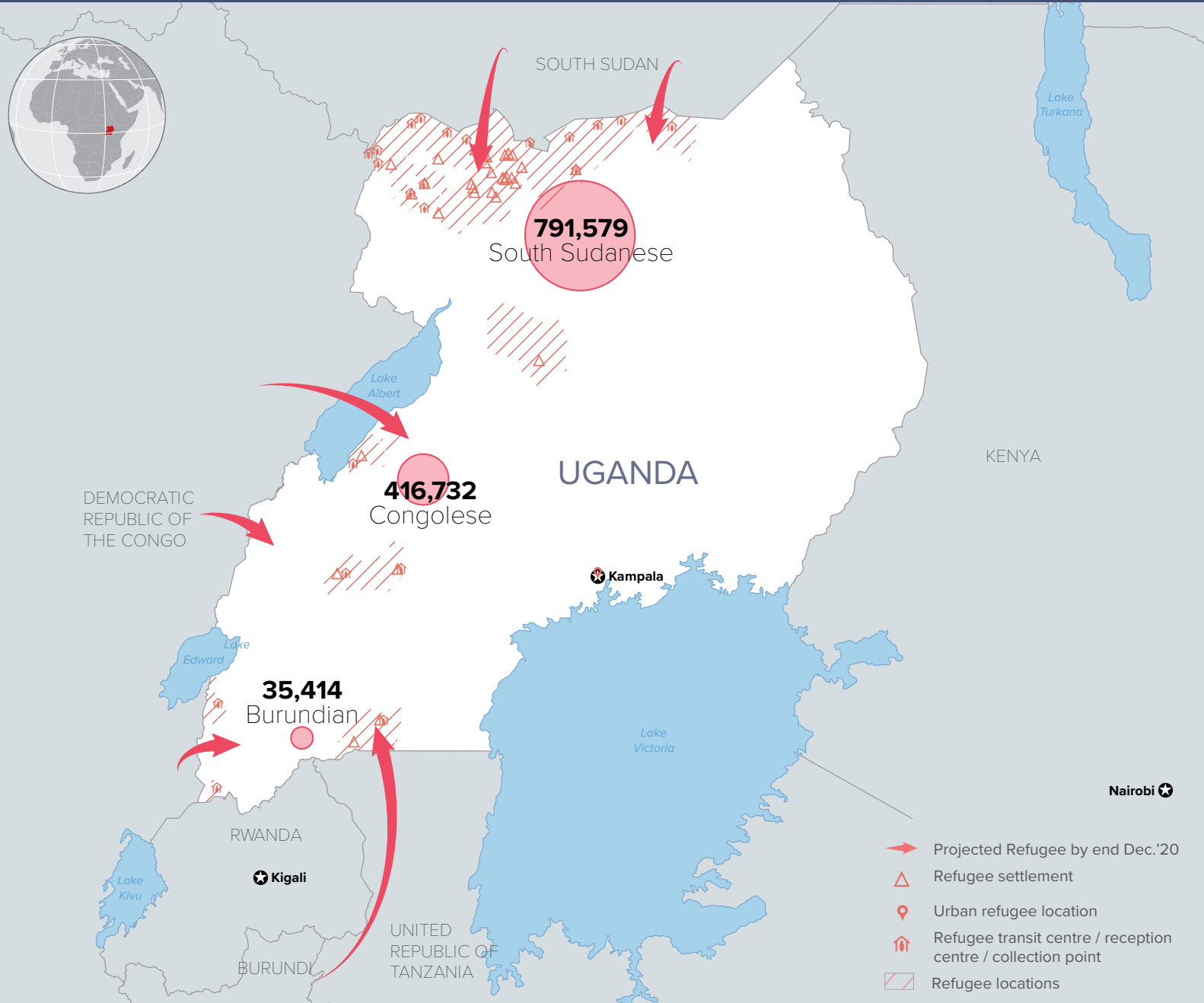
2019-2020 PROJECTED
REFUGEE POPULATION

US\$ 927M

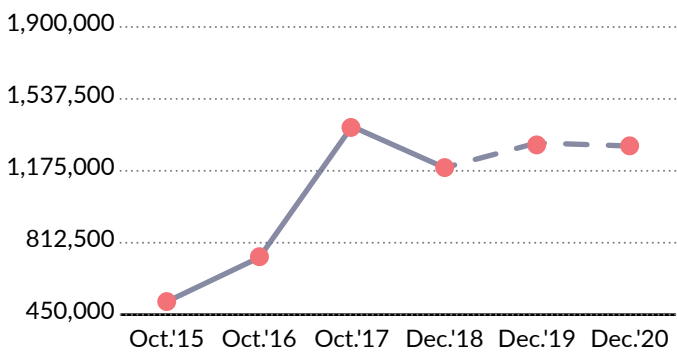
2019 REQUIREMENTS

68

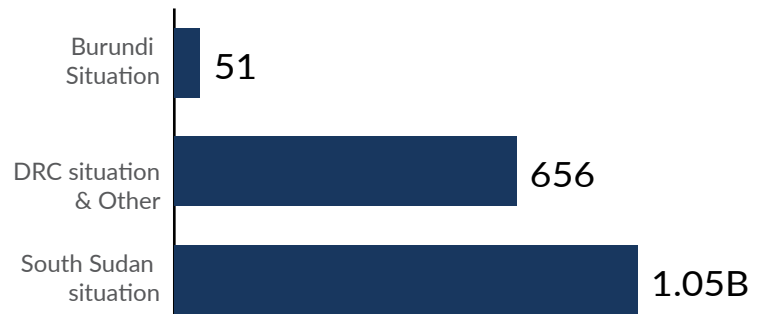
2019 & 2020 PARTNERS
INVOLVED



Refugee Population Trends 2015 - 2020* (Source UNHCR, OPD)



2019 and 2020 Requirements by Situation | in millions US\$



Executive Summary

The Office of the Prime Minister (OPM) and the UN High Commissioner for Refugees (UNHCR) jointly launched the revision of the 2019-2020 Uganda Refugee Response Plan (RRP) in February 2019 to align RRP planning figures, targets and budgets with a reduced refugee population as of year-end 2018. The latter resulted from three main factors:

1. Lower number of refugees and asylum seekers in Uganda, following the conclusion of verification in October 2018;
2. Lower than anticipated refugee influxes from the Democratic Republic of the Congo (DRC), South Sudan and Burundi by year-end 2018;
3. Downward review of the expected number of new refugee arrivals from the DRC in 2019, from 100,000 to 80,000.

With a new baseline population of 1.19 million refugees as of 31 December 2018, RRP partners revised their plans to cater for 1.31 million refugees by the end of 2019 and 1.30 million refugees by the end of 2020 – compared to the initial projections of 1.74 million by year-end 2019 and 1.73 million by year-end 2020.

Whilst seeking to meet humanitarian needs, the 2019-2020 RRP also serve as a transition plan towards

sustainable refugee response programming in Uganda. As such, this plan contributes to achieving the Comprehensive Refugee Response Framework (CRRF) in Uganda, alongside interventions carried out by government institutions.

STRATEGIC OBJECTIVES

Under the leadership and coordination of the Government, the Uganda 2019-2020 RRP aims at achieving the following objectives:

- Through to 2020, Uganda's asylum space is maintained, equal and unhindered access to territory is preserved;
- The Government of Uganda owns protection processes that promote the full enjoyment of rights, and international protection standards;
- By 2020, the refugee response paradigm in Uganda has progressively shifted from care and maintenance to inclusion and self-reliance;
- By 2020, refugees decisively benefit from provision of inclusive basic social services;
- By 2020, refugees are well on their path to access durable solutions.

Partners appealing for funds from non-UN sources

Sectors	South Sudan	DRC and others	Burundi	Total
Protection	30	22	7	34
Education	17	11	1	19
Environment & Energy	13	22	3	17
Food Security	1	2	1	2
Health & Nutrition	15	13	5	16
Livelihood & Resilience	39	21	6	40
Shelter, Settlement & NFI	10	11	2	12
WASH	22	15	3	23
Total	64	42	11	68

PRIORITY OUTCOMES

Partners and sectors will be guided by the following priority outcomes for planning and programming:

1. Refugee protection;
2. Emergency response;
3. Education;
4. Environment;
5. Livelihoods;
6. Urban refugees

2019-2020 RRP'S INNOVATIONS

The 2019-2020 RRP brings a number of novelties compared to previous RRP's, as follows:

- Two-year planning cycle;
- Disaggregated targets for host communities;
- Resilience interventions to support national systems to achieve integrated social service delivery;
- Sector strategies and priorities aligned to existing government sector response plans;
- Enhanced results framework to monitor the RRP performance;
- Sector needs analysis based on the 2018 joint inter-agency Multi-Sector Needs Assessment.

Background and Achievements

Overview

Over one million refugees have fled to Uganda in the last two and a half years, making the Pearl of Africa the third largest refugee-hosting country in the world after Turkey and Pakistan¹, with 1.19 million refugees by December 2018. Wars, violence and persecution in the Horn of Africa and Great Lakes Region were the main drivers of forced displacement into Uganda, led by South Sudan's conflict, insecurity and ethnic violence in the Democratic Republic of the Congo (DRC) and political instability and human rights violations in Burundi.

South Sudanese make up the largest refugee population in Uganda (789,099 people) as of December 2018, followed by refugees from the DRC (312,699) and Burundi (34,981). Another 54,143 refugees from Somalia, Rwanda, Eritrea Sudan and Ethiopia have lived in protracted exile in Uganda for the past three decades.

Sixty-two per cent of Uganda's refugees are under the age of 18, one of the most visible consequences of conflicts in neighboring countries - and with clear implications for the provision of protection services.

¹ UNHCR, 2017 Global Trends Report: <http://www.unhcr.org/5b27be547>

CRRF AND UGANDA'S REFUGEE POLICY

The Government of Uganda formally launched the Comprehensive Refugee Response Framework (CRRF) in March 2017, embracing existing initiatives, mechanisms and policies seeking to address the needs of refugee and host communities in Uganda.

Uganda's favourable protection environment for refugees is grounded in the 2006 Refugee Act and the 2010 Refugee Regulations. These legislations allow refugees freedom of movement, the right to work, establish a business, own property and access national services, including primary and secondary education and health care.

South Sudanese and Congolese asylum seekers are granted refugee status on a prima facie basis, while refugees from other nationalities undergo Refugee Status Determination (RSD) interviews with the Refugee Eligibility Committee, an inter-ministerial body. Prima facie refugee status determination for Burundian was revoked in May 2017 and entered into force on 1 June 2017.

Through its Settlement Transformative Agenda (STA), Uganda pursues a non-encampment policy to refugee protection and assistance. Refugees are provided with a plot of land for housing and cultivation and can settle alongside their host communities.

The CRRF seeks to advance Uganda's STA, embedded into the National Development Plan II (NDP II, 2016-2021), including through the implementation of the humanitarian refugee response (emergencies and protracted situations) and development-oriented interventions like the Refugee and Host Populations Framework (ReHoPE), under the United Nations Development Assistance Framework (UNDAF). CRRF's long-term goal is sustainability of STA and inclusion of refugees into national and local development plans.

By January 2018, national arrangements were firmly established to this end. The CRRF Steering Group, co-led by the OP) and the Ministry of Local Government since mid-2018, ensures government ownership of the CRRF and optimizes coordination both at central and local level within the existing legal frameworks. For the first time in Uganda, Permanent Secretaries of key line ministries were represented at the high-level Steering Group, which is responsible for coordinating and activating leadership amongst key line ministries as well as mobilizing resources from non-traditional actors in the refugee response to support the transition and integration of humanitarian-based services into Uganda's national service delivery system.

The CRRF Steering Group includes also Government Departments and Agencies, Local Governments, development and humanitarian donors, representatives of UN Agencies, national and international NGOs, the private sector and international financial institutions. One distinguishing feature of the CRRF Steering Group is the participation of affected communities, with five host population representatives and two others from the refugee community.

The CRRF Secretariat was also constituted and capacitated by February 2018. It serves as the technical body of the CRRF Steering Group, providing the daily technical assistance to line ministries to articulate coordinated plans within Uganda's existing development sector working groups. It drafted and published Uganda's CRRF Road Map to guide its stakeholders toward expected results in 2018, based on a set of indicators. The Road Map highlights the following priority focus areas: adaptation and standardization of refugee response and protection based on lessons learned; access to quality education for refugee and host communities; water delivery and infrastructure; environment and energy; health care; and livelihoods, resilience and self-reliance.

To bridge the gaps between Uganda's NDP II and full refugee inclusion into NDP III, the Ministry of Education and Sports, Ministry of Health, and Ministry of Water and Environment initiated sector response plans to include refugees into the current (development) national sector plans. A first of its kind in the world, the Education Response Plan for Refugees and Host Communities, as an addendum to the education sector strategy for Uganda under NDP II, was launched in September 2018, creating entry points for development donors, consolidating humanitarian actors into one government plan and providing a legal basis for district local governments to plan and budget for educational service delivery for all in their area of coverage. At the end of 2018, Ministry of Health leveraged the CRRF to complete the Uganda National Integrated Health Response Plan for Refugees and Host Communities, seeking to integrate humanitarian health services into the government health care system. This plan is due for release in early 2019.

With the impetus of CRRF, these government sector plans enable Uganda to clearly highlight where the international community may usefully channel support for a comprehensive and people-centred response in its refugee-hosting districts in the long run, and provide more space and capacity to humanitarian actors to meet critical life-saving imperatives.

Twelve of Uganda's 121 districts host the overwhelming majority of refugees. The vast majority (95 per cent) lives in settlements alongside the local communities, including 62 per cent in northern Uganda or West Nile (Adjumani, Yumbe, Arua, Moyo, Lamwo and Koboko), 21 per cent in southwestern Uganda or South West (Kyegegwa, Kamwenge and Isingiro) and 12 per cent in central Uganda or Mid West (Kiryandongo and Kikuube). Urban centres are home to five per cent of the refugee population, mainly Kampala.

With expected refugee influxes from the DRC (120,000), South Sudan (70,000) and Burundi (7,000) throughout the period covered by the RRP, Uganda is likely to host about 1.31 and 1.3 million refugees by the end of 2019 and 2020 respectively. These figures also factor about 138,000 returns to DRC (30,000), South Sudan (100,000) and Burundi (8,000) over the same time period.

Achievements and challenges

Border and protection monitoring along the Ugandan borders ensured that 164,468 new refugee arrivals were provided with reception assistance and transferred to settlements in 2018. Among them were 40,718 refugees from South Sudan, 119,919 from the DRC and 3,831 from Burundi. No case of refoulement was reported in 2018.

In order to address growing concerns about the accuracy and reliability of refugee data used for fundraising, programming and of assistance, the Government of Uganda and UNHCR jointly launched in March 2018 a biometric verification of all refugees, with 1.15 million refugees identified as present in the country by October 2018 – compared to 1.4 million recorded in the previous Government refugee information management system (RIMS). A memorandum of understanding between UNHCR and the Government of Uganda, signed in July 2018 enabled OPM to use UNHCR's enhanced biometric systems such as Biometric Identity Management System (BIMS) and proGres version 4 to verify refugees.

OPM continued to undertake registration and documentation of refugees. In late 2018, proGres version 4 was made available to the Government as their main biometric refugee registration tool, contributing to effective individual case management and delivery of

protection services and humanitarian aid (including targeted assistance for persons with specific needs) and the pursuit of durable solutions.

In the settlements, refugees continued to receive monthly food rations, household items and access to multi-sectoral services, in addition to a plot of land for housing and farming. In urban areas, the most vulnerable refugees receive targeted assistance from partners.

Following the sudden and mass refugee influx from DRC's Ituri province in late December 2017, several transit and reception centres were built or expanded in 2018. This includes construction of Nyakabande's new transit centre (Kisoro district) and Matanda transit centre (Kanungu district); refurbishment and repair of Bubukwanga transit centre (Bundibugyo district); and expansion of Kyaka II and Kyangwali reception centres. Furthermore, six new settlement areas were opened in Kyangwali (four) and Kyaka II (two) to provide land and shelter for new refugee arrivals from the DRC.

RRP partners opened 55.5 kilometres (km) of access roads in Kyangwali (24 km), Kyaka II (28 km) and Adjumani (3.5 km), in addition to rehabilitating and maintaining 127.7 km of existing roads in Uganda's northern settlements (117.4 km) and Nakivale (10.3 km).

This contributed to improving access to services for both refugees and host communities, easing relocation of refugees from transit sites to settlements and delivery of assistance.

Partners continued to support the national health care system as well as health facilities and referral services in and around refugee settlements, helping maintain the crude mortality rate and under five mortality rate at 0.1 death every 1,000 people per month – below the non-emergency standard of 1 death every 1,000 people per month.

In response to cholera and Ebola outbreaks in the DRC as well as meningitis and hemorrhagic fever in South Sudan in 2018, RRP partners in coordination with the Ministry of Health deployed resources to strengthen screening measures at entry points and expand traditional and community-based disease surveillance systems.

By December 2018, supply of safe drinking water stood on average at 18.1 liters per person per day (l/p/d) across the refugee response. About 3 per cent of water was provided through water trucking.

Building on existing complaint mechanisms, in October 2018 partners launched an inter-agency Feedback, Referral and Resolution Mechanism (FRRM) to improve two-way communication with refugees and enhance accountability to affected populations. Nearly 3,800 refugees called the FRRM helpline, with most seeking assistance and information on protection issues, health and nutrition and resettlement.

In line with the Grand Bargain's commitment to improve joint and impartial needs assessments, an inter-agency multi-sector needs assessment of refugee and host communities was carried out from March to July in 12 refugee-hosting districts and 30 refugee settlements. The findings, reviewed by a joint analysis taskforce, were extensively used to inform this plan.

RRP PLANNING PROCESS

Within the framework of the refugee response coordination structures in Uganda, jointly led by the Government of Uganda and UNHCR, the operation went through a rigorous and fully consultative planning process. UNHCR together with REACH launched an innovative joint inter-agency Multi Sector Needs Assessment (MSNA) of refugee and host communities.

The MSNA was the first of its kind for an RRP in Uganda, with a sample size of over 7,400 refugee and host community households. Sector co-leads, as members of the MSNA Joint Analysis Taskforce, analysed MSNA findings and made recommendations for assistance planning. Based on the inter-agency agreed scenario, planning figures, and MSNA findings, the macro-level strategy, priorities, and the sector-specific results framework was put in place, with quantifiable indicator targets.

RRP partners submitted indicator targets and budget requirements against this results framework. All agency submissions were vetted against specific and transparent criteria to ensure consistency, effectiveness and to prevent duplication in the response. The final sector targets and budgets reflect the needs of refugee and host communities in Uganda, as well as a coherent common response plan among all partners.

The level of funding for the refugee response in Uganda reached an all time low this year, with only 57 per cent of earmarked and unearmarked contributions received as of December 2018. While the number of refugees per 1,000 inhabitants has tripled to 30 since 2016 –putting a huge pressure on local resources and services, external aid has been progressively dwindling over the years, causing major gaps in the refugee response. RRP partners continued to face enormous challenges in stabilising existing programmes and often meeting the minimum standards of service provision, let alone investing in long-term and more sustainable interventions.

Severe underfunding has particularly compromised the quality of child protection and education services and limited investments in prevention and response to Sexual and Gender-Based Violence (SGBV), environmental protection, permanent community infrastructure and resilience-building interventions for host communities. With 34 per cent of its population below income poverty line (US \$1.9 per person per day²), Uganda may be unable to fully realize a comprehensive refugee response and maintain its progressive refugee policy without adequate support from the international community.

² UNDP, 2016 HDR Report: <http://hdr.undp.org/en/composite/MPI#a>.



©UNHCR / MICHELE SIBILON

Planning Scenarios

SOUTH SUDAN

The refugee influx from South Sudan is likely to continue through to 2020 due to ongoing political crisis, insecurity and declining economy, though at lower rates compared to recent years.

The main parties to the conflict in South Sudan signed a Revitalized Agreement on the Resolution of the Conflict in South Sudan (R-ARCSS) on 12 September 2018 in Khartoum, committing to a permanent ceasefire and the formation of a government of national unity.

While this represents a positive development and has contributed to an overall reduction in violence across the country, the implementation of the peace process remains challenging. Sporadic fighting continued in Wau and parts of the Equatorias, with military offensives targeting non-signatories to the R-ARCSS – specifically Thomas Cirillo's National Salvation Front (NSF) in Central and Western Equatoria. Little progress was made towards disengagement, cantonment and unification of armed forces, key milestones of the pre-transition period ending in May 2019. Most institutions and mechanisms conceived to drive peace implementation have not been constituted or are not operational. Among them is the Independent Boundaries Commission (IBC), tasked to decide the number of states and their boundaries.

The country's growth domestic product (GDP) per capita in 2014 was US \$1,111 dropping to less than US \$200 in 2017. Inflation stood at 42 per cent in October 2018 and the South Sudanese pound (SSP) continued to depreciate trading at approximately 148 per US Dollar (USD) in October 2018 - compared to 50 per USD before July 2016 conflict.

Based on the Integrated Food Security Phase Classification (IPC) analysis for February-April 2019³, an estimated 4.82 million people would face Crisis (IPC Phase 3), 1.57 million people Emergency (IPC Phase 4) and another 45,000 Catastrophe (IPC 5). Among there are 1.46 million people estimated to be highly food insecure in South Sudan's bordering regions with Uganda, namely West, Central and Eastern Equatoria.

Uganda is expected to host about 835,000 refugees from South Sudan in 2019 and 792,000 in 2020, with 50,000 new refugee arrivals in 2019 and 20,000 in 2020. This plan foresees that about 20,000 refugees may spontaneously return home in 2019 and up to 80,000 in 2020, provided that the prospects for a sustainable peace become more tangible.

DRC

Refugee outflows into Uganda are likely to continue in 2019 and 2020 due to unrest and widespread human rights violations in North Kivu as well as inter-community and inter-ethnic violence in Ituri. The nexus between political and sectarian violence will remain a key feature of the DRC's political instability, whereby a deeper political crisis is likely

³ <http://www.ipcinfo.org/ipc-country-analysis/details-map/en/c/1151975/?iso3=SSD>

to revive and galvanize armed groups and militias across the country. At least 70 armed groups operate in Eastern DRC, close to the border with Uganda, and have a long history of atrocious attacks on civilians, including killings, abductions and rape. Among them are the Allied Democratic Forces/National Army for the Liberation of Uganda (ADF/NALU), the March 23 Movement (M23) and the Mayi Mayi groups.

Delayed twice since December 2016, elections were eventually held on 30 December 2018, but the results caused controversy. Felix Tshisekedi, leader of DRC's main opposition party, was declared the winner and sworn in as new President of the DRC on 24 January 2019. Voting has been postponed until March 2019 in three areas: Beni and Butembo in eastern North Kivu province due to an Ebola outbreak and militia attacks and Yumbi in the west of the country due to violence. With the new president already in office, that decision effectively cancelled the votes of more than a million people, exacerbating existing political and ethnic tensions.

On 1 August, the DRC Minister of Health declared a new Ebola virus outbreak in North Kivu, which quickly spread to Ituri. Ongoing conflict and armed activities of militia groups in these areas make the response to the outbreak extremely challenging. Without access to health care or treatment in the Ebola-affected areas, there is a risk that infected patients or Congolese fearing infection may use refugee routes into Uganda to seek medical attention.

Food insecurity in the DRC may marginally contribute to refugee outflows into Uganda, especially from Ituri. Interethnic violence in Djugu and Imuru territories has led to a disruption of the agricultural system, resulting in significant loss of harvest. In the likelihood of meagre harvest seasons, more Congolese will cross to Uganda in search of a food.

Some 80,000 new refugee arrivals are expected to cross to Uganda in 2019 and 40,000 others in 2020, bringing the DRC refugee population to approximately 389,000 in 2019 and 417,000 in 2020. Should political tensions defuse and security improves in North Kivu and Ituri, return to the country of origin may become a reality, though marginal in scope. This plan puts the number of expected returns to 10,000 in 2019 and 20,000 for the following year.

BURUNDI

The situation in Burundi is expected to remain calm but unpredictable in 2019, with a trickle of refugees likely to continue throughout the year due to threats and abuses by members of the Imbonerakure militia, but also deteriorating economy.

On 17 May 2018, 73 per cent of voters casted their ballot for "yes" in a Constitutional referendum that resolved to boost the powers of President Pierre Nkurunziza. The new Constitution was promulgated on 7 June, and although President Nkurunziza announced that he would not re-run for office after his term, the 'yes' win could potentially allow him to stay in office until 2034. The opposition and human rights organizations said that the constitution's revision goes against the Arusha accords adopted in 2000 to end a 13-year civil war in Burundi and weakens the mechanisms to protect the Tutsy minority in a Hutu-majority country.

The political crisis has heavily affected the Burundian economy, with GDP dropping in 2015 and 2016 and hitting a zero growth in 2017. The inflation rate increased from 5.5 per cent in 2016 to 18 per cent in 2017, contributing to deteriorating food insecurity.

Burundi's next presidential elections, scheduled for 2020, have the potential to generate violence and further precipitate the existing economic crisis, leading to displacement within and outside the country, including to Uganda.

A minor secondary refugee movement from Tanzania cannot be excluded should government policies towards Burundian refugees become more restrictive.

Uganda is expected to host some 37,000 Burundian refugees by the end of 2019 and about 35,000 by the end of 2020, with 5,000 new refugee arrivals in 2019 and 2,000 others in 2020. The return of refugees remains high on Burundi's agenda, but its capacity to absorb returns is low. While no Burundian refugees in Uganda have so far expressed any intention to return home, it is expected that about 4,000 people may spontaneously return home in 2019 and 4,000 others in 2020. The operation will continue to monitor the situation and look into providing support to those wishing to go back home.

Beneficiary Population

The base refugee population includes 1.19 million individuals, based on the results of OPM-UNHCR joint verification and registration as of 31 December 2018. The refugee population is anticipated to grow to 1.3 million individuals by the end of 2020, taking into account likely scenarios for influxes, population growth, and possible opportunities for voluntary return in safety and dignity.

	Population as of end of December 2018	Planned Population as of end of 2019	Planned Population as of end of 2020
South Sudan	789,099	834,881	791,579
DRC and other refugees	366,842	444,179	473,062
Burundi	34,981	36,681	35,414
Total	1,190,922	1,315,740	1,300,055
Host populations in refugee-hosting sub counties	2,073,173	2,134,709	2,175,813
Grand Total	3,264,095	3,450,449	3,475,868

Concerning the Ugandan hosting community, the RRP will primarily target populations in 39 refugee-hosting sub-counties with a total population of 2.17 million individuals anticipated by 2020. Communities and individuals in refugee-hosting sub-counties will benefit from assistance along specific targeting criteria, different for each sector, and to the extent that resources permit. Entire refugee-hosting districts may also benefit from system-level interventions.

Needs Analysis

The needs analysis underpinning this RRP is broken down by sector and is based on government sector response plans, where available (Education, Health, WASH) and the findings of the 2018 joint inter-agency MSNA, which was purposely carried out to inform this plan. Other existing needs assessments and studies have been used to provide further evidence on needs and gaps.

PROTECTION

Despite Uganda's favourable protection environment, refugees are faced with numerous protection challenges due to the magnitude of displacement and growing vulnerabilities, compounded by diminishing resources and strained social services in refugee-hosting districts.

Reception, registration and refugee status determination - Limited capacities of border authorities and reception staff, as well as shortfalls in coordination among key partners create delays and backlogs in registration and issuance of documentation.

In order to reduce the lengthy processing time for asylum seekers awaiting refugee status determination (RSD), there is a need to strengthen the capacity and accelerate the work of the Refugee Eligibility Committee (REC), an inter-ministerial body in charge of RSD for asylum seekers who fall outside the prima facie recognition. The Refugee Appeals Board (RAB) also needs support to be able to review on a more regular basis the cases of asylum seekers rejected at first instance.

Additional human resources, equipment and better Internet connectivity are needed to address delays in registration in most locations. When asylum seekers and refugees fail to be timely registered, they may be unable to access certain services or experience delayed service provision.

Mechanisms and pathways allowing refugees to report complaints and receive feedback in the areas of reception, verification, registration and RSD are limited and need to be strengthened and better coordinated.

Persons with specific needs - While over 115,000 refugees have been identified as persons with specific needs⁴ as of December 2018, many more will require targeted protection services and support by the end of 2020. Among them

⁴ OPM (proGres), 31 December 2018 and outcomes of most recent PSN assessment exercises.

are unaccompanied and separated children, women, children and older persons at risk, persons with disabilities and serious medical conditions, and persons carrying trauma. Community outreach and mobilization need to be further strengthened as to enable communities to effectively play an active role in their own protection.

Psychosocial interventions for trauma survivors require significant investments, especially for refugees who were directly or indirectly exposed to extreme violence, lost family members or witnessed the destruction of their homes.

According to 2018 joint inter-agency MSNA, at the national level 22 per cent of refugee households reported that at least one member was scared or in psychological distress, with the highest per centage (46 per cent) in Isingiro district (hosting mostly DRC and Burundi refugees). Out of these households, 40 per cent reported that the family member in psychological distress was unable to access psychosocial care, with 77 per cent in Kiryandongo district and 69 per cent in Moyo district (both hosting South Sudan refugees).

Access to justice - Refugees face significant challenges in accessing justice, especially in remote areas where the presence of the judiciary and police is limited or non-existent. In most settlements the number of police officers is inadequate to respond to the needs of an increasing population, especially female police officers – which represents a barrier for female refugees to come forward and report SGBV incidents. Lack or inadequate transportation and poor access to communication means are additional challenges facing the police deployed in refugee settlements across Uganda.

Coexistence between communities - Tensions exist between the host communities, long-term refugees and new arrivals due to competition over decreasing resources (firewood, water, land) and the real or perceived belief of unequal access to services. Inter-ethnic tensions among refugee communities are also a concern and reflect the configuration of group power back in their countries of origin. Nevertheless, conflict-prevention and peace education programmes remain significantly under-resourced and require substantial investments as part of a strategy to prepare refugees to return home in the long run.

Civilian character of asylum - There are concerns that combatants from various armed groups may enter Uganda through refugee flows, compromising the civilian character of asylum and refugee settlements and potentially leading to incidents of forced recruitment, child abuse, SGBV and inter-communal tensions. Existing policies and practices on separation, internment, demobilization and rehabilitation of former combatants need to be further strengthened.

Child Protection - Children represent 62 per cent⁵ of refugees and asylum seekers in Uganda. Before, during and after flight refugee children face serious protection risks, including family separation, physical, sexual and gender-based violence, psychosocial distress, child labour and other forms of violence. According to the 2018 joint inter-agency MSNA, households in both refugee (12 per cent) and host communities (14 per cent) reported having children who had experienced violence. Among refugee households, the highest level of violence was reported in some of

⁵ OPM (proGres), 31 December 2018.



the districts hosting South Sudanese refugees, namely Kiryandongo (19 per cent), Lamwo (17 per cent) and Yumbe (17 per cent)⁶. As for host community households, the highest level of violence against children was reported in Isingiro district (30 per cent).

The 2018 joint inter-agency MSNA highlights teenage pregnancy, defilement, child neglect, corporal punishment, mistreatment and neglect of fostered children as common amongst all population groups⁷. With a weak community child protection system, children are struggling to cope and to adapt to the new circumstances in the country of asylum. Poor psychosocial functioning among children is increasingly manifested in behavioural and conduct disorders.

There are currently 38,495 unaccompanied and separated children⁸ (UASC) in Uganda and 11,392 children at risk. The joint inter-agency MSNA report identified that a higher number of refugee households has vulnerable children (orphans, unaccompanied, separated) than host community households. More host community and refugee households in districts hosting South Sudanese refugees were identified to have vulnerable children than in districts hosting refugees from DRC, Burundi and other nationalities. There is limited access to child protection services, with 68 per cent of refugee and 84 per cent of host community households with vulnerable children across Uganda reporting having children in need of adequate services⁹.

⁶ UNHCR/REACH Joint Multi-Sector Needs Assessment, 2018.

⁷ Preliminary report on the Joint Interagency Assessment on measures, mechanism and services for protection of women and children conducted in refugee settlements in Uganda, 2018

⁸ UNHCR Uganda Factsheet Child Protection, December 2018.

⁹ UNHCR/REACH Joint Multi-Sector Needs Assessment, 2018.

Sexual and Gender Based Violence (SGBV) - With significant numbers of women and children, the refugee populations in Uganda are highly vulnerable to SGBV, including persons with specific needs (PSNs).

In both South Sudan and DRC, sexual violence has been used as a weapon of war, including rape. Many have experienced sexual abuse, torture and separation from family members before or during flight.

For SGBV incidents that occurred before or during flight, survivors have little or no chance to effectively pursue legal redress. Emotional and psychological trauma is common among refugees who have experienced violence or have witnessed violence perpetrated against family or community members.

SGBV also occurs in Uganda, affecting both new refugee arrivals and long-term refugees. In addition to the 5,359 SGBV survivors identified and assisted as of December 2018 (3,034 from South Sudan, 2,115 from the DRC and 90 from Burundi), many more are expected to be needing support by the end of 2020 as a result of anticipated refugee influxes and improved identification and reporting mechanisms.

The most reported SGBV incident among South Sudanese refugees was physical assault (43 per cent), followed by psychological violence (24 per cent), rape (13 per cent), denial of resources (8 per cent) forced and early marriage (6 per cent) and sexual assault (5 per cent).

Rape ranks as the most prevalent form of SGBV (32 per cent) among refugees from the DRC, followed by physical violence (25 per cent), psychosocial abuse (18 per cent), denial of resources (15 per cent) forced marriage (7 per cent) and sexual assault (4 per cent). Most of the rape incidents occurred in the country of origin and were reportedly perpetrated by militia groups.

The most common forms of SGBV affecting Burundian refugees were physical assault, rape, sexual assault and emotional abuse.

Intimate partner violence is the prevailing form of SGBV amongst the incidents occurred in Uganda.

According to 2018 joint inter-agency MSNA, out of 37 per cent of refugee households who self-rated the safety and security of their current location as less than good, 15 per cent cited SGBV as a reason for insecurity. The highest percentages were reported in Koboko (50 per cent), Kamwenge (29 per cent) and Moyo (33 per cent), with the first two districts hosting refugees from the DRC and the latter refugees from South Sudan.

One of the contributing factors to SGBV is shift in the traditional power balance within households, with an increasing number of women becoming the main or sole breadwinner at home. Whilst leading to increased SGBV within domestic walls, the increasing disempowerment of men have also caused them to be more exposed to emotional and psychological violence.

Denial of resources (e.g. food, household items, money), limited access to post-primary education and livelihood opportunities act as aggravating factors in the incidence of SGVB. Scarcity of food remains a key cause for intimate partner violence. Women and children are at heightened risk of assault when travelling to remote and isolated areas for collection of firewood and water or walking through communal areas with inadequate lighting.

Although illegal according to Uganda laws, child, early and forced marriages are prominent and socially accepted among the refugees. It has been reported that underage girls are often taken back to South Sudan to be married off and return to Uganda only after marriage.

A growing number of lesbian, gay, bisexual, transgender and inter-sex (LGBTI) individuals from refugee-producing countries, especially DRC, need focussed attention. This category of asylum seekers not only are not granted refugee status in Uganda, but also face low tolerance and acceptance among the members of the public, and hence insecurity.

Underreporting of SGBV cases remains a major concern, due to a variety of factors including fear of stigma, shame, family reaction and dissolution, perception of SGBV as a private matter, or lack of confidence in reporting channels.

Prevention and response services are not adequate to effectively address the protection needs of a growing population, with many SGBV survivors relying on community structures that often re-victimized them instead of serving their interest. Delays in accessing justice and limited human and financial resources are huge challenges to the provision of quality and effective services.

EDUCATION


Uganda hosted 1.19 million refugees by year-end 2018, including about 473,087 children of primary and secondary school age. With 197,000 new refugee arrivals anticipated by the end of 2020, another 66,571 pupils will need pre to post-primary education services, putting a further strain on the already stretched capacity of national and district-level education systems – and compromising both access to and quality of education service delivery.

Currently, 25 per cent of the primary-aged and 86 per cent of the secondary-aged children are out of school, and an average of 18 per cent are enrolled in grades lower than expected for their age. Host community enrolments are equally striking: a gross enrolment rate of 120 per cent at primary level shows incidences of over and under-age enrolment, while an 18 per cent low enrolment rate at secondary level indicates critical gaps. These are compounded by high drop-out rates at all levels and alarming indicators at primary level such as 154 pupils per classroom ratio and 85 pupils per teacher¹⁰.

Findings from the 2018 joint inter-agency MSNA, reinforced by additional references, point to a number of critical factors preventing refugee and host community children in Uganda from accessing a quality education.

¹⁰ Ministry of Education and Sports: Education Response Plan for Refugees and Host Communities in Uganda (Aug 2018, approved but pending final review and sign-off).

Show the mean
cts differen
Why do
mixed wi
Give or
the figure
measure



Out of the refugee households that reported having at least one child out of school, 36 per cent in Koboko (district hosting DRC refugees) and 32 per cent in Lamwo (district hosting South Sudanese refugees) cited child marriage as a barrier to girls' education. Host community households with at least one child out school also reported child marriage as a reason for girls being out of school, with 12 per cent in Yumbe and 10 per cent in Adjumani and Lawmo.

The highest prevalence of child marriage is in northern Uganda, where the majority of the refugee-hosting districts are located¹¹. A 2016 survey indicates that as many as three in ten Ugandan girls have their first child before their 18th birthday; and more than a third marry before they turn 18¹². Early marriage and pregnancy lead to girls dropping out of school, unlikely to ever return. Non-formal education pathways such as catch up classes and accelerated education programmes, are entry points of return to formal education for these girls but need to be part of a more holistic package of interventions to mitigate the protection risks for adolescent girls from both refugee and host communities.

Although Uganda's Universal Primary Education policy stipulates free compulsory primary education of good quality for all children, 'hidden costs' to accessing education remain. Financial constraints are among the main hindrances to educational enrolment and retention in schools, with parents compelled to cover the costs of scholastic materials, school uniforms and examination fees. According to the 2018 joint inter-agency MSNA, out of the households with at least one child out of school, 31 per cent of refugee households and 45 per cent of host community households consider the cost of education a prohibitive one. Of them, 54 per cent of refugee households and 95 per cent of host community households cited tuition fees as the highest unaffordable expenditures related to education, with refugee children more likely to access scholarships or tuition subsidies from humanitarian organizations compared to Ugandan children¹³.

Low enrolment and attendance, and high dropout rates among children and youth can also be attributed to language barriers. While the South Sudanese primary school curriculum is in English and has some similarities to the Ugandan primary school curriculum, refugees from Burundi, DRC and other Francophone countries face challenges in adjusting to a new curriculum in a foreign language¹⁴. The 2018 joint inter-agency MSNA found that the highest percentage of households with school-age children where at least one child is not attending school are in districts hosting refugees from Francophone countries such as DRC and Burundi, namely Kyegegwa (46 per cent), Hoima (33 per cent), Kamwenge (32 per cent) and Isingiro (22 per cent). Other studies confirm the low attendance rates of Congolese children in the same districts¹⁵. In the multi-linguistic setting of refugee-hosting areas, support to mother-tongue literacy, language bridging courses, community involvement in schools and engagement of bi-lingual teacher assistants in classrooms are highly needed to mitigate these critical challenges.

¹¹ UNICEF, Press Release, June 2016.

¹² World Bank, *Educating Girls: A Way of Ending Child Marriage and Teenage Pregnancy*, December 2017; Uganda Demographic and Health Survey 2016 (UDHS) conducted by the Uganda Bureau of Statistics

¹³ UNHCR/REACH Joint Multi-Sector Needs Assessment.

¹⁴ Ministry of Education and Sports: *Education Response Plan for Refugees and Host Communities in Uganda / ERP* (Aug 2018, approved but pending final review and sign-off).

¹⁵ Development Pathways, 'Analysis of Refugee Vulnerability in Uganda and Recommendations for Improved Targeting of Food Assistance', April 2018 p.51.

The 2018 joint inter-agency MSNA shows that out of the households with at least one child out of school, 94 per cent of refugee and 100 per cent of host community households consider being ‘too young’ as a reason for their children not attending school, with specific reference to children of pre-primary age, between 3 to 5 years. This belief could be one of other factors contributing to the low gross enrolment rates of children of pre-primary age in both refugee and host communities, at 39 per cent and 19 per cent respectively. A study on child poverty and deprivation in refugee-hosting areas in Uganda also found that being ‘too young’ (43.2 per cent) as well as parental indifference (19.1 per cent) as the most cited reasons by surveyed households for children of primary school age being out of school¹⁶.

Persistently low enrolment and attendance rates for both refugee and host community children and youth can be found in post-primary education. The gross enrolment rate (GER) among refugee children stands at 11 per cent for secondary education. Only 18 per cent of Ugandan children of secondary school age living in refugee-hosting districts are enrolled in secondary education, which is lower than the national average of 27.1 per cent. There are still sub-counties without a secondary school, including where refugees are hosted, and only 18 secondary schools in refugee-hosting districts in northern Uganda, including government, community and private schools¹⁷.

A key barrier for refugees to access secondary education is the lack of or non-acceptance of certification proving they have completed primary education in their home country. Other constraints include the long distance between home and the nearest school, and poor school facilities. According to the joint inter-agency MSNA, examination fees represent a prohibitive cost for secondary school-aged children, preventing them to transition from upper primary into secondary. There are some scholarship programmes available for high achieving students from vulnerable households, but the number of places is limited.

ENERGY & ENVIRONMENT

Refugees and hosts are mostly dependent on natural resources to meet their basic needs for cooking energy, materials for shelter and agricultural land. Some also generate income by selling biomass and non-wood forest products. In addition to leading to environmental degradation and reduced groundwater recharge and supply, these demands contribute to increased risk of SGBV for women and children whilst collecting fuel wood, to reduced food and nutrition security and to depleted sources of cooking fuel. The health risks associated with exposure to unmanaged solid waste remain a concern. Competition over diminishing natural resources can cause tension and disrupt peaceful co-existence between refugee and host communities.

Environmental screening has not been integrated in settlement planning, magnifying the risks of environmental and social hazards such as flooding, conflicts over land use and resources, loss of vegetation, biodiversity, wetlands and degradation of watersheds. While every settlement requires an Environmental and Social Impact Assessments (ESIA) as the basis for site-specific environmental management and site planning, ESIA have only been undertaken in refugee settlements in Kamwenge, Yumbe and Arua districts.

¹⁶ Child Poverty and Deprivation in Refugee-Hosting Areas: Evidence from Uganda 2018. Economic Policy and Research Centre, Cardiff University and UNICEF Uganda.

¹⁷ ECHO, Education Monitoring Mission – Uganda report 2017

Refugees are often settled in environmentally marginal locations with population densities up to ten times the national average. The demands on ecosystem services from rapid refugee influxes outpace planning and implementation of remedial measures. The recent influx from the DRC has placed significant pressure on forest resources, especially around Kyaka II and Kyangwali settlements, while vegetation cover is greatly depleted in the north, especially around settlements in Adjumani, Yumbe and Arua. Land-use conversion from forest cover to agricultural use is prevalent. The 2018 joint inter-agency MSNA found that there is a significant gap in knowledge of agroforestry principles where only 33 per cent of refugee and 27 per cent of host community households had training in good agricultural practices (GAP).

While re/afforestation efforts are underway, dedicated woodlots for fuel and agroforestry interventions are needed in all settlements at a much larger scale, including planting materials, site selection, and management for at least three years to improve tree survival rates.

Uganda's National Environment Act (1995) stipulates the establishment of Environment Committees to act as local regulatory, monitoring and feedback mechanisms, but only few exist within the settlements due to lack of resources. None of the refugee settlements are integrated in existing Catchment Management Plans.

Access to sustainable energy for sufficient and clean cooking, lighting and power remain key challenges in the refugee settlements and in Uganda at large. Energy for productive uses to support livelihood activities and appropriate technology for food preservation are scarcely available. Over 75 per cent of refugees¹⁸ are without any renewable source of energy.

¹⁸ UNHCR, 2018 mid year report.



According to the 2018 joint inter-agency MSNA, on average refugee and host community households own less than one light source and 1.5 light sources per family respectively, with heavy reliance on low-quality fuels such as kerosene and firewood. As a result, the risk of indoor air pollution, respiratory tract infection, and eye diseases increases. Household lighting is also critical to successful participation of children in education where 62 per cent of refugee population is school-going age. Solar lanterns are inconsistently provided and some are sold for cash to meet other needs. Furthermore, a larger-scale solar street lights coverage is required to improve security and reduce the risks of SGBV. Market-based interventions to increase access to quality energy products are needed.

The 2018 joint inter-agency MNSA shows that 93 per cent of refugee and host community households depend on fuel wood energy for cooking, with only 45 per cent of refugee and 20 per cent of host community households reporting use of energy-saving stoves. Distributed stoves are often unused, variable efficiency and training is not provided to improve adoption. While constructed Lorena stoves tend to have better adoption, there is a need to expand manufacturing training programs for local artisans. There is low adoption and availability of alternative cooking fuels such as briquettes and biogas.

Refugee households use on average 22 per cent of their income for energy, with women and children spending 12-24 hours a week for firewood collection. Firewood consumption in northern Uganda averages between 2.5-4.5 kg per person per day, with host communities being on the higher end of that range¹⁹. This means that at least 1.1 million tonnes of firewood are needed every year to meet the firewood consumption needs of over 1.2 million refugees, equating to a yearly demand of nearly 20 5-year-old fast growing trees per individual.

Energy efficiency and climate change mitigation need to be mainstreamed across sectors, especially through implementation of solar power and sustainable cooking energy. Similarly, all partners involved in the refugee response need to integrate environment mitigation within emergency preparedness, response, stabilization and empowerment measures across all sectors.

FOOD SECURITY

Out of 1.19 million refugees in Uganda as of December 2018, 1.15 million were receiving food assistance in the settlements either in-kind or through cash transfers.

According to the 2018 joint inter-agency MSNA, the highest per centage of refugee households classified as people with unmet needs within the Food Security sector were found in the Southwest (16 per cent) hosting mainly refugees from DRC and Burundi, followed by West Nile (14 per cent) and the Midwest (9 per cent) hosting the majority of refugees from South Sudan.

At national level, 18 per cent of refugee households were found to have low food consumption score (poor or borderline), with 32 per cent in Kyegegwa (hosting DRC refugees), 28 per cent in Lamwo (hosting South Sudan

¹⁹ GiZ, 2018; FAO, 2017.

refugees) and 25 per cent in Kamwenge (hosting DRC refugees). Households in Imvepi (9 per cent) in Arua district and Kyaka II (9 per cent) in Kyegegwa had the highest per centage of poor food consumption score across all assessed households.

Sixty seven per cent of refugee households reported insufficient access to food for all the members of the household in the 7 days prior to data collection and 72 per cent reported non-governmental assistance to be the primary source of food.

While 38 per cent of refugee households reported agriculture as one of their primary sources of livelihoods, 70 per cent of refugee respondents reported to have access to land for cultivation during the most recent agricultural season. Among the latter, 73 per cent reported that the land was not sufficient to provide food for the entire household. With anticipated refugee influxes through to 2020, it is likely that the reduction of available land for long-term cases will continue, including agricultural land.

There is a need to standardize general across the refugee response in Uganda and increasingly roll out cash-based transfers for both general food assistance and livelihood and food-for-assets interventions. In order to respond to the different level of vulnerability of different refugee populations, food rations need to be diversified – and a plan will be conceived in 2019 to that effect.

It remains critical for the Food Security sector to establish strong linkages with the Livelihood&Resilience sector to help promote refugee self-reliance, especially through agricultural interventions. Such cross-sector coordination is fundamental to design programmes that help refugees access markets, sell off surplus produce and, as a result diversify their diet and meet other needs (e.g. through Purchase for Progress programs).

Additional food security and nutrition and market assessments are needed to help inform food assistance programming and link market support to food and cash-based interventions.

With over 1.25 million refugees likely to be in need of food assistance by 2020, it is of paramount importance to ensure a healthy food pipeline throughout the RRP period in order to reduce the risk of malnutrition among refugees and their reliance on negative coping mechanisms to secure food.

HEALTH & NUTRITION

In view of achieving provision of integrated health services and equitable access for both refugee and host communities, there is an urgent need to strengthen the health care system at national, district and local level through investments and measures that enhance its capacity to respond to current needs and future shocks.

With an increasing refugee population and anticipated refugee influxes through to 2020, the capacity and resources of primary healthcare institutions remain at a constant risk of being overstretched. In particular, refugees living in

urban areas and outside the settlements access government health facilities that have not planned for additional patient caseload, leading to increased workload on health workers, frequent shortage of medicines and out-of-pocket medication expenditures by both refugee and host communities during stock-out periods²⁰.

The 2018 joint inter-agency MSNA revealed that 51 per cent of refugee and 17 per cent of host community households were categorized as people in need in the health sector, with refugee households ranking as high as 64 per cent in Mid West (hosting DRC and South Sudan refugees), 57 per cent in South West (hosting DRC and Burundian refugees) and 49 per cent in West Nile (hosting South Sudan refugees).

At a district level, 71 per cent of refugee household classified as “in need” in Kamwenge (hosting DRC refugees), 69 per cent in Kyegegwa (hosting DRC refugees), 61 per cent in Yumbe (hosting South Sudan refugees) and 56 per cent in Arua and Hoima (hosting respectively South Sudan and DRC refugees). The most vulnerable refugee households in need of health services (57 per cent) were found in Kiryandongo (hosting South Sudan refugees).

Both refugee (55 per cent) and host community households (44 per cent) reported lack of drugs at health facilities as the biggest challenge in accessing health services for those who sought treatment but were unable to receive it, with the highest per centage in West Nile (56 per cent). Cost of medicines was also reported as a barrier to access health services for refugee (20 per cent) and host community households (34 per cent), with the highest per centage for refugee households in South West (36 per cent) and West Nile for host community households (37 per cent).

20 MoH HSIRRP, 2018.



Uganda's current existing health care system consists of 100 service delivery points, of which only 63 per cent are permanent, 64 per cent are government-accredited and 56 per cent require upgrading²¹. According to 2018 Health Information System (HIS) data, the number of consultation per clinician a day is 58 in settlements hosting Burundian refugees, 54 in settlements hosting DRC refugees and 47 in those hosting South Sudan refugees. There is a need to set up new additional health facilities in line with the government guidelines and enable them to deliver the full package of health interventions as per the universal health access package. This requires investments for staffing, medical and nutrition supplies, infrastructure, equipment, referral services as well as skills training of existing medical personnel.

There is a need to strengthen reproductive health services across the refugee response to increase the number of deliveries attended by skilled health workers. As of December 2018, 80 maternal deaths were reported in average every 100,000 live births, with 97 per cent of deliveries attended by skilled personnel in settlements hosting Burundi refugees, 96 per cent in settlements hosting DRC refugees and 94 per cent in those hosting South Sudan refugees.

There is need to expand family planning, adolescent sexual and reproductive health (ASRH), cervical cancer screening and comprehensive HIV/AIDS services. Currently, 16,202 refugees and host community members living with HIV/AIDS are receiving anti-retroviral treatment (ART), of which 35 per cent are refugees and 65 per cent local Ugandans. The need for HIV/AIDS prevention and response interventions is extensive, given poor knowledge and awareness about HIV, sociocultural factors of HIV/AIDS-related stigma, inadequate provision and low uptake of HIV prevention and treatment services.

Refugee-producing countries neighbouring Uganda and refugee-hosting areas inside Uganda are vulnerable to communicable disease outbreaks due to cross border movement, congestion, inadequate sanitation and geographic location of settlements. As part of the preparedness and response to cholera, meningitis and measles outbreaks and risk of Ebola, there is a need to strengthen infection prevention and control, strengthen surveillance, stock essential drugs and improve the capacity of health care providers to effectively respond to potential disease outbreaks, especially at district and local level. More efforts are needed to improve health facilities serving refugees and to facilitate their accreditation by the Ministry of Health.

According to the 2017 Food Security and Nutrition Assessment (FSNA), the prevalence of Global Acute Malnutrition (GAM) remained within the acceptable standard of below 5 per cent in settlements hosting refugees from the DRC and Burundi, and poor (between 5 and 9 per cent) to serious (between 10 and 14 per cent) in settlements hosting refugees from South Sudan, with Palabek settlement recording the highest rate (12.4 per cent). However, a nutrition screening of Congolese new arrivals in 2018 through Mid-Upper Arm Circumference (MUAC) measurements showed that both GAM and Severe Acute Malnutrition (SAM) were above emergency thresholds, at 11.2 per cent and 2.5 per cent respectively.

As per WHO classification, anaemia among children aged 6-59 months was 'high' in most of the settlements hosting South Sudanese refugees and 'medium' in settlements hosting refugees from the DRC and Burundi. Anaemia among non-pregnant women aged 15-49 years was 'medium' across the refugee response.

²¹ MoH HSIRRP, 2018.

Against this backdrop, more efforts are needed to enhance targeted supplementary feeding programme, skills training for health workers in Infant and Young Child Feeding (IYCF) practices in emergencies and expand use of a newly introduced vaccine in the routine immunization. Preventive approaches to address acute malnutrition and micronutrient deficiencies are needed to complement the existing curative measures.

LIVELIHOODS & RESILIENCE

Despite Uganda's progressive approach to refugee management, refugees living in settlements and their host communities remain vulnerable and at risk of recurring shocks. At least 80 per cent of refugees in Uganda live below the international poverty line of US\$ 1.9 per day²². According to the 2018 joint inter-agency MSNA, 26 per cent of refugee households reported relying on humanitarian aid as a coping strategy to support family members in the 30 days prior to data collection.

The alarming rate of dependency of refugees in Nakivale settlement (67 per cent) highlights the risk for refugees to become dependent on humanitarian assistance if interventions do not adequately focus on sustainable and resilient livelihoods going forward. FAO's Resilience Index Measurement Analysis (RIMA) found that refugee households are less resilient than host community households due to low education levels, poor diversification of income sources, limited number of crops cultivated and productive assets²³. Moreover, the recent vulnerability study found that the time refugees have spent in Uganda is not closely correlated with levels of vulnerability²⁴.

The joint inter-agency MSNA²⁵ found that 51 per cent of refugee and 14 per cent of host community households are in need of livelihood support, with the highest per centage among refugee households in West Nile (55 per cent). At district level, the greatest needs for livelihood support among refugee households are in Moyo (65 per cent), Yumbe (60 per cent), Arua (57 per cent) and Kyegegwa (53 per cent).

Regarding the application of livelihood coping strategies²⁶, refugees from the DRC and Burundi reported sales of more animals (non-productive than usual) as well as reduced essential non-food expenditures such as education and health. Kyangwali settlement recorded the highest per centage (25.2 per cent) of consumption of seed stock held for next season as their livelihood coping strategy.

Ninety-seven per cent of host communities and 95 per cent of refugees in northern Uganda reported to be engaged in crop production, while only 45 per cent of host communities and 22 per cent of refugees sell part of their produce²⁷. Agriculture is the most commonly reported source of livelihoods for refugee (38 per cent) and host community (84 per cent) households in the 30 days prior to data collection. However, across refugee-hosting districts agriculture is characterized by low production and productivity, high vulnerability to climate change and high post-harvest losses²⁸.

²² FAO and OPM. Food Security, Resilience and Well-being Analysis of Refugees and Host Communities in Northern Uganda. (2018) Rome. pg. 15.

²³ Idem, pg. 4.

²⁴ WFP, UNHCR and OPM. 2017. Analysis of Refugee Vulnerability in Uganda, pg.14

²⁵ UNHCR/REACH Joint Multi-Sector Needs Assessment, 2018

²⁶ UNICEF, UNHCR, WFP and MoH. 2017. Food Security and Nutrition Assessment in Refugee Settlements, pg. 85

²⁷ FAO and OPM, pg. 13

²⁸ WFP, UNHCR and OPM. 2017. Analysis of Refugee Vulnerability in Uganda

The joint inter-agency MSNA found that 70 per cent of refugee and 91 per cent of host community households had access to agricultural land in the most recent planting and harvesting season. However, 75 per cent of refugee households in West Nile, 69 per cent in South West and 60 per cent in Mid West reported that land was insufficient to produce food for the entire households.

Out of households who reported having access to agricultural land, 39 per cent of refugee and 54 per cent of host community households cited lack of seeds as the main reason for being unable to cultivate, followed by lack of tools (33 per cent for refugee and 38 per cent for host community households). Further, crop diseases such as the cassava mosaic disease, and infestations such as the Fall Armyworm present additional challenges to food security and income generation, as does the lack of adequate animal health services.

For non-farm livelihoods, limited business support services, micro-credit and vocational skills training opportunities are key barriers to earning an income outside of agriculture. Only 2 per cent of refugee households have managed to obtain salaried employment²⁹. Overall, 13 per cent of refugees aged 15 years and above are classified as self-employed and one in five households (20 per cent) has at least one household member engaged in informal trade and services. However, most employment options offer low wages. Lack of documentation showing education and skills, language and lack of social networks represent key barriers to gaining employment for refugees³⁰.

To stabilize livelihood and overcome the socio-economic empowerment disconnect, geographic and population differences need to be considered in the provision of livelihood support. When exploring different livelihood strategies, key factors linked to productive assets, knowledge, skills and aspirations need to further be considered as do market linkages and opportunities.

SHELTER, SETTLEMENT AND NFIS

About 197,000 new refugee arrivals expected through to 2020 will need household NFI and emergency shelter support, as well as accommodation on shelter and livelihood plots in settlements once registered. The facilitation of sustainable, eco-friendly material support is crucial to avoid continued deforestation, water trucking and depletion of treated drinking water supplies. The modality for deliveries of emergency support aims to transition from in-kind to conditional cash for certain items, depending on access, the market economies and other context-specific parameters.

In order to facilitate the smooth relocation of new refugee arrivals from border entry points through to household shelter plots, the existing transit and reception centres will need construction maintenance, repairs and additional installations of energy-efficient power and fuel systems (e.g. energy-efficient stoves in kitchen and solar lighting).

The existing refugee settlements require detailed plot mapping, led by the Ministry of Lands, Housing and Urban Development (MLHUD) and OPM, with the involvement of District-level Environment and Forestry Officers, in order to

²⁹ Idem, pg 7

³⁰ WFP, UNHCR and OPM. 2017. Analysis of Refugee Vulnerability in Uganda, pg.13

produce cadastral survey plans that are aligned with the local area physical development plans. These blueprints will inform the spatial redesign process, where necessary, to maximise sustainable land use, protect environmentally sensitive areas and improve livelihood opportunities for both refugees and hosts.

The allocation of productive land for agricultural livelihoods is essential to promoting resilient incomes and self-sustaining food security. To ensure a harmonised approach, any new settlement should be planned and mapped in accordance with the same land use management principles; the village design approach with clusters of shelter plots surrounded by livelihood plot buffers that are zoned for agroforestry and include sites for valley dams.

The 2018 joint inter-agency MSNA results revealed that, on average, 21 per cent of refugee and 33 per cent of host community households do not have access to a market within walking distance. Furthermore, 38 per cent of refugee and 50 per cent of host community households reported facing problems accessing markets to buy or sell agricultural products or livestock in the last 30 days prior to the survey³¹. While recognising that “refugees’ integration into the local economy is a long-term process”³², it is essential that settlement planning urgently take into account measures to address these physical limitations, including by allocating strategic locations for new marketplaces and upgrading access routes to existing markets.

In some refugee settlements in the West Nile, there is a need to focus on the relocation of refugees from flood-prone areas to a higher ground, in coordination with OPM and negotiation with local land owners. Such low-lying land would be ideal for productive bamboo plantations instead. This reality is reflected in the joint inter-agency MSNA results where Koboko and Lamwo districts recorded the highest per centage of refugee households reporting flooding, 54 per cent and 42 per cent respectively.

The extensive road infrastructure within all refugee settlements will require ongoing maintenance and upgrades to increase their all-year durability through wet seasons and roadside vegetative cover. Investments in labour-intensive road network improvements have the potential to create jobs for both refugees and host communities through a cash-for-work scheme. Gaps in solar street light coverage and institutional rainwater harvesting will need to be addressed so as to increase settlement security and provide more water for production.

Since mid-2016, no countrywide in-depth shelter or NFI needs assessments have been conducted in the refugee settlements, nor a survey of beneficiary satisfaction/acceptance of the semi-permanent shelters built by actors to date. Nonetheless, the 2018 joint inter-agency MSNA is able to provide an approximate indication of broad sector concerns that necessitate further investigation and analysis. A total of 73 per cent of all refugee households surveyed claimed that their shelter is prone to leaking when it rains. In addition, South Sudanese refugees in the West Nile reported to possess fewer NFIs per household in comparison to the Congolese and Burundians in the Southwest. A market or household survey in all settlements on access to certain minimum NFI would be key to

³¹ UNHCR/REACH Joint Multi-Sector Needs Assessment, 2018.

³² FAO, Food security, resilience and well-being analysis of refugees and host communities in Northern Uganda,” Resilience Analysis Report No. 12, 2018.

provide a deeper understanding of unmet NFI needs across the operation. It is a priority for the sector to gather baseline information and data in order to ascertain individual needs and to prioritize targeted shelter/NFI interventions.

Despite a lack of comprehensive data, it is evident that many extremely vulnerable PSN families are yet to receive the external labour support they require to build either emergency or upgrade to semi-permanent shelters. For the South Sudanese response, the number of semi-permanent PSN shelters built represents only 10% of the needs for vulnerable PSN refugees incapable of building their own shelters³³. Humanitarian actors need to avoid perpetuating dependency for shelter support by mobilising community safety nets for ongoing repairs and maintenance.

The sector will seek to revise the design and implementation approach of semi-permanent shelters with a paradigm shift towards process facilitation rather than end product. There is a clear need to improve the cost efficiency and scalability of assistance provided to better align with the CRRF for refugee resilience and livelihood opportunities. More efforts are needed for shelter partners to adhere to inter-agency minimum principles such as environmentally-friendly, sustainably-sourced and contextually-appropriate materials. Inter-agency and multi-sector coordination requires strengthening with the WASH, Energy and Environment, and Livelihoods and Resilience sectors in order to achieve a holistic approach to refugee protection and management.

WASH

On average, access to water in refugee hosting sub-counties stood at 18.7 litres per person per day (l/p/d) as of December 2018, with 21.2 l/p/d in settlements hosting South Sudan refugees, 19 l/p/d in settlements hosting refugees from the DRC and 18.1 l/p/d in settlements hosting Burundian refugees.

Most water infrastructure developed in the settlements is temporary, with technical and financial feasibility limitations. Unit cost of supplying water is high due to operational inefficiencies coupled with reliance on costly water trucking to fill a five per cent gap in the daily water demand in the settlements.

Provision of water has largely focused on water demand for domestic use, although refugees continued to resort to domestic water supply for brick production and to mud plaster their homes. In 2017, the construction of valley tanks in Kyaka II and Rwamwanja settlements was an attempt to provide water supply for productive uses, but huge inadequacies have compromised the success of these initiatives.

There is complete lack of integrated water resource management, with developments in the settlements often failing to consider the larger catchment area for planning and programming. The environment is heavily impacted by over-reliance on groundwater without monitoring behaviour of benevolent aquifers in most refugee-hosting districts, absence of deliberate catchment conservation and rehabilitation initiatives.

³³ A total of approx. 34,748 PSN households identified in need of shelter on top of what partners provided across Rhino, Imvepi, Lobule, Bidibidi, Adjumani, Palabek and Rhino.

According to the 2018 joint inter-agency MSNA, 79 per cent of refugee and host community households own a single family latrine, with over 55 per cent of refugee households reporting child males and females as unable to access the latrine due to their young age.

In settlements hosting South Sudanese refugees, unavailability of materials for construction of family latrines coupled with low levels of community participation have delayed transition from communal to family latrines. In settlements hosting refugees from the DRC and Burundi, instances of hard ground conditions and waterlogged areas are aggravating factors in low-level family latrine coverage among vulnerable families. In general, the life span of ordinary family latrines is shorter than optimal due to the inadequate provision of construction materials. While 3,017 communal latrines exist in public spaces, 35 per cent of schools, markets, food distribution centres and health facilities still lack institutional latrines.

Across the entire refugee response there are only three faecal sludge treatment units and no vacuum truck to adequately manage excreta disposal. Solid waste at household level is rudimentarily treated as soil conditioner while markets and communal areas lack an organized management system to segregate, collect, dispose and/or reuse waste. Efforts to convert sanitation wastes into value are very limited and include biogas pilots and briquette making.

The lack of a harmonized and context-specific behaviour change communication strategy for hygiene awareness initiatives continued to slow down adoption of positive hygiene practise among refugees. This is further worsened by limited provision of hygiene supplies, with 48 per cent of refugee households reporting lack of soap during the joint inter-agency MSNA. Of them, 58 per cent cited financial constraints as a reason for lacking soap, with the highest per centage in Mid West (79 per cent) and South West (69 per cent).

Awareness on handwashing appears to be relatively high among refugee households as per the 2018 joint inter-agency MSNA, with 77 per cent reporting washing their hands after defecating, 76 per cent before eating and 56 per cent when hands are dirty. However, more efforts are needed to improve hygiene related to food preparation and child feeding. According to the joint inter-agency MSNA, only 37 per cent of refugee households reported washing hands before cooking and 16 per cent before child feeding and after cleaning a baby.

There is a need to harmonize approaches in the implementation of WASH programmes in the settlements and refugee-hosting districts. Service delivery modalities in the settlements are structured around humanitarian principles and do not take into account tariff policy or transition plans for operation and maintenance. It is essential that WASH initiatives are in line and coordinated with District Development Plans (DDPs) and Catchment Managements Plans (CMPs). There is also a need for a shared knowledge management platform to help partners deliver services in line with government frameworks and priorities. Enforcement of statutory policies and regulations from Ministry of Water and Environment remains weak.

Response Strategy & Priorities

The Uganda 2019-2020 RRP serves as the joint strategy setting, needs assessment and resource mobilisation tool for all UN and NGO partners of the refugee response.

The Uganda RRP is consistent with the following national and international frameworks:

- The Constitution of Uganda;
- The Uganda Refugee Act and Regulations;
- The 1951 Refugee Convention, and the 1969 OAU Refugee Convention;
- IGAD regional declarations on refugee matters.

Strategic objectives

Under the leadership and coordination of the Government, the Uganda 2019-2020 RRP aims at achieving the following objectives, in line with the Uganda Multi-Year Multi-Partner Protection and Solutions Strategy (2016 -2020):

Strategic objective 1: Through to 2020, Uganda's asylum space is maintained, equal and unhindered access to territory is preserved and the government's emergency preparedness and response capacity is progressively strengthened.

Strategic objective 2: The Government of Uganda owns protection processes that promote the full enjoyment of rights, and international protection standards throughout the displacement cycle are efficient and fair.

Strategic objective 3: By 2020, the refugee response paradigm in Uganda has progressively shifted from care and maintenance to inclusion and self-reliance through development of individual capacities and the promotion of a conducive environment for livelihoods opportunities.

Strategic objective 4: By 2020, refugees progressively benefit from provision of inclusive basic social services, including health, education, child protection, water and sanitation, provided by national authorities in refugee hosting districts.

Strategic objective 5: By 2020, refugees are well on their path to access durable solutions. They are either able to return voluntarily to their countries of origin, or have found third country solutions, or start attaining socio-economic opportunities similar to hosting communities in Uganda, including ability to exercise their full range of rights.



©UNHCR / ROGER BURKS

Priority outcomes

Partners and sectors will be guided by the following priority outcomes for planning and programming – which will also serve as criteria for prioritization in case of austerity and severe under-funding.

- **Refugee protection:** All newly arriving refugees and asylum seekers in Uganda will have access to territory and protection, including strengthened refugee status determination processes, biometric registration and documentation. The Uganda model, including the non-encampment policy, freedom of movement and right to work for refugees, will continue to provide a dignified refugee protection environment. Across all sectors, refugees must be assisted with respect to age, gender and diversity considerations, catering for specific needs. Protection from sexual exploitation and abuse (PSEA) must be ensured, and there is zero tolerance in the refugee response towards this. An inter-agency Feedback, Referral, and Resolution Mechanism will be accessible to all refugees and host communities. Prevention and response to SGBV and child protection constitute major cross-cutting protection outcomes.
- **Emergency response:** All newly arriving refugees and asylum seekers in Uganda will benefit from life-saving basic needs assistance interventions. This includes prioritization of operations supporting their initial installation in refugee settlements and/or in urban areas. Preparedness for higher than anticipated refugee influxes, and preparedness for related health emergency risks such as cholera or Ebola for example, remain priorities.

- **Education:** In a situation where primary and secondary facilities and resources lag far behind the overall need, and many education indicators are still in red, education must be prioritised. Education lays the foundation for the future prosperity and development of refugee (in asylum or upon their voluntary return home when possible) and Ugandan hosting communities. Education interventions support a set of related outcomes, such as child protection, prevention of SGBV, social cohesion and livelihoods, and therefore have a strong multiplier effect.
- **Environment:** Hosting communities, field monitoring, and expert studies have identified environmental protection and restoration as a priority, and environmental degradation at significant scale as a threat. The rapid growth of the refugee population in Uganda has led to a surge in demand for natural resources, including fuel wood, construction material, land for agriculture and groundwater along with an increase in waste production (e.g. faecal sludge, solid waste). The most visible and immediate impact is loss of forest cover and vegetation in refugee-hosting areas. Across all sectors, these effects need to be prevented and mitigated, for example through the use of alternative energy solutions for cooking fuel, and increased re/afforestation measures, among others. This issue could negatively affect social cohesion and peaceful co-existence between refugees and hosting communities.
- **Livelihoods:** With the understanding that the RRP focusses on the immediate and transition phase of assisting refugees, desired priority outcomes are the improvement of livelihoods and access to short-term opportunities for refugees and hosting populations, especially in areas such as agricultural production, afforestation measures, and labour intensive public works. The aim is not necessarily to achieve sustainability, which is not a realistic outcome for an RRP, but an injection of short-term immediate livelihood opportunities. The outcome, benefiting both refugees and host community members, will have a multiplier effect on other desired outcomes, such as food security, social cohesion, reduction of aid dependency, and productive engagement of the youth.
- **Urban refugees:** As the Uganda refugee model allows for freedom of movement of refugees, some have chosen to reside in urban areas rather than settlements, while others commute between settlements and urban areas. While the situation of refugees in Kampala is well understood, this is not the case for refugees in other towns and cities of Uganda. The 2019-2020 RRP will prioritize better assessments of refugees in urban areas, more engagement with municipal actors, and enhanced support to refugees and hosting communities in these areas, resources permitting.

PRIORITY MODALITIES

Across all sectors, to achieve the above strategic objectives and priority outcomes, the following modalities will take priority:

1. **Labour-intensive activities:** As feasible and appropriate, opportunities for labour intensive works for larger numbers of unskilled, and skilled, refugees and host community members should be prioritized, over short and longer term. Among others, this may include public works, environmental restoration, community outreach, and stimulation of agricultural production, including value chain creation.

2. **Cash-based interventions and connectivity:** Market feasibility permitting, opportunities to transform in-kind assistance to cash-based assistance should be seized. The injection of cash, through unconditional multi-purpose, and conditional cash-based interventions will have multiplier effects on food security, social cohesion, reduction of aid dependency, and productive engagement of the youth, among others.

The established reference Minimum Expenditure Basket (MEB) tool will ultimately support the cost efficiency and cost effectiveness, and pave the way for coherent multi-purpose cash programming and delivery. It will be a critical source of information in determining the level of assistance to refugees (or its transfer value) and in establishing price lines for project design, in harmony with the objectives of a given programme, the vulnerability of the target group and gap analysis at a settlement level. Through existing reporting channels and tools (ActivityInfo), the response will systematically monitor and report on the provision of cash and voucher assistance against the MEB. Furthermore, the establishment of a common platform for cash transfers will be pursued.

Partners will develop deeper partnerships with the private sector, such as financial service providers, mobile network operators, and other connectivity actors. This will result in an improvement of the necessary infrastructure for data delivery from cell towers to devices. In addition to helping increase refugees' access to financial services, connectivity and related interventions will serve the entire response, for example for biometric registration and verification systems, communication with communities, access to information and adoption of innovative digital tools and solutions that have positive impact on protection outcomes.

Activities will leverage the skills and capacities of communities to engage in and support a connected environment. Enhanced connectivity will also cover Ugandan hosting populations, supporting an inclusive approach.

3. **Capacity building for Government service providers and local actors:** To achieve integrated social service delivery, the capacity of district authorities and line Ministries is a pre-requisite. The humanitarian response should gradually move away from parallel service provision and seize every opportunity to involve districts and line Ministries. The capacity of national NGOs will be further strengthened. As far as possible, national NGOs should be given greater responsibilities.

4. **Conflict-sensitive programming:** Interventions across all sectors must be sensitive to drivers of conflict and tensions, as to ensure that they not only achieve their desired outcomes, but also contribute to social cohesion among refugee communities, and between refugees and host communities. Interventions must de-escalate, and not trigger additional tensions. Meaningful consultations with communities on programme/project design are essential.



Across the response, the need for joint and coordinated assessments and in-depth thematic studies remains crucial to ensure a better understanding of the needs of refugee and host communities, to identify gaps in the response and draw attention to issues requiring strategy adjustments and innovation.

MONITORING AND OVERSIGHT

Building on ongoing initiatives, an enhanced monitoring framework will be established to assess the performance of this RRP and to ensure progress against the targets set by partners at the start of the planning process.

Sector Co-leads, UNHCR and OPM will regularly reach out to RRP partners to gather information and data for RRP progress reports, including through sector activity mapping and direct reporting on RRP indicators (via ActivityInfo). Systematic progress reporting against the indicators in the RRP results framework will be a requirement for all partners.

RRP partners also have an obligation to participate to existing coordination mechanisms at national, district and local level to help improve service delivery and address operational challenges. Partners are also required to regularly report on funding received against this plan as to demonstrate their contribution to the Uganda refugee model, and to support advocacy and resource mobilization.

The ultimate goal of deploying a robust monitoring framework is ensuring transparency and accountability, avoiding duplications and re-adjusting the response when inefficiencies and gaps are identified.

Strengthening livelihoods and resilience

Whilst being mainly a humanitarian plan, this RRP also includes a transition element towards sustainable refugee response programming in Uganda. As such, this plan contributes to achieving the Comprehensive Refugee Response Framework (CRRF) in Uganda, alongside interventions carried out by Government institutions within the framework of the National Development Plan (NDP II) and of Government-led sector transition plans for refugee-hosting areas, supported by multilateral and bilateral development partners.

The scope of the 2019-20 Uganda RRP includes refugee protection and assistance for new refugee arrivals and

long-term refugees, as well as resilience programming for refugees and hosting communities. Resilience interventions take place at three levels: 1) individual or household level; 2) community level; and 3) system level. The focus of resilience interventions in this RRP is on supporting national systems to achieve integrated social service delivery for both refugees and hosting communities.

Government sector response plans for refugee hosting areas will provide the planning and programming framework to respond to the needs of refugee and host communities in those sectors, including Education, Health & Nutrition, and WASH. At the time of developing

this RRP, the Education Response Plan was the first government sector plan of this kind already launched,

while the Jobs and Livelihoods Response Plan and the Integrated Health Response Plan for Refugees and Host Communities were underway.

Partnership & Coordination

OPM provides the over-arching policy and coordination framework of the refugee response in Uganda, with CRRF serving as a whole-of-society approach to pursue and achieve an all-inclusive response. Operational coordination takes place within the framework of a refugee coordination structure dedicated specifically to refugee-hosting areas:

1. Leadership level: co-led by the Uganda Government (OPM), and UNHCR;
2. Inter-agency, country level (UN and development partner operational focal points, NGO country directors): co-led by the Uganda Government (OPM and MoLG) and UNHCR;
3. Technical sector level: co-led by Government, UN and NGO partners for each sector;
4. District/settlement level (inter-agency and sector structures): OPM, DLGs, and UNHCR co-chair.

Under the overall leadership of OPM, the role of line Ministries and district authorities in the coordination of the refugee response will be further strengthened in 2019-2020. Sector working groups of the refugee response will align with Government sector groups under the National Development Plan (NDP). The refugee Education, Health and WASH sector working groups have already piloted this approach and are co-chaired by line Ministries. This will ensure that refugees and refugee-hosting areas are increasingly integrated in the NDP.

The refugee response in Uganda is delivered by a total of 110 partners, including 23 national NGOs (NNGO), 74 international NGOs (INGO), 11 UN agencies, and two bilateral development partners (only those participating in the refugee response operational coordination and the RRP are listed here, but there also other development partners supporting refugee-hosting areas).

THE SOUTH SUDAN REFUGEE RESPONSE IS DELIVERED BY 98 PARTNERS:

National NGO: 18

Care and Assistance for Forced Migrants (CAFOMI), Caritas Uganda (CU), Community Empowerment for Rural Development (CEFORD), Community Technology Empowerment Network (CTEN), Drop in the Basket (DiB), Humane Africa Mission (HAM), Humanitarian Assistance and Development Services (HADS), Infectious Disease Institute (IDI), Prime Skills Foundation (PSF), Reproductive Health Uganda (RHU), Rural Initiative for Community Empowerment in West Nile (RICE-WN), The Uganda National Apiculture Development Organization (Tunado), Transcultural Psychosocial Organization (TPO), Uganda Law Society (ULS), Uganda Red Cross Society (URCS), Uganda Refugee Disaster and Management Council (URDMC), Uganda Women for Water and Sanitation (UWWS).

International NGO: 69

A-Z Children's Charity, Action Africa Help (AAH), Action Against Hunger (ACF), Adventist Development and Relief Agency (ADRA), African Initiatives for Relief and Development (AIRD), African Medical and Research Foundation (AMREF), African Women and Youth Action for Development (AWYAD), Agency for Accelerated Regional Development (AFARD), Agency for Cooperation and Research in Development (ACORD), Agency for Technical Cooperation and Development (ACTED), American Refugee Committee (ARC), Andre Foods International (AFI), Association for Aid and Relief Japan (AARJ), Association of Volunteers in International Service (AVSI), Associazione Centro Aiuti Volontari (ACAV), Building Resources Across Communities (BRAC), CARE, Catholic Organisation for Relief and Development Aid (CORDAID), Catholic Relief Service (CRS), Child Voices International, Cooperazione e Sviluppo (CESVI), DanChurchAid (DCA), Danish Refugee Council (DRC), Doctors with Africa (CUAMM), Finn Church Aid (FCA), Finnish Refugee Council (FRC), Food for the Hungry (FH), Give Directly, Global Aim, Global Refugee International (GRI), Healing Kadi Foundation, Help Age International, Humanitarian Initiative Just Relief Aid (HIJRA), Humanity&Inclusion (HI), IMPACT, Inter-church Organization for Development Cooperation (ICCO Cooperation), International Aid Services (IAS), International Center for Research in Agro Forestry (ICRAF), International Committee of the Red Cross (ICRC), International Rescue Committee (IRC), IsraAid, Jesuit Refugee Service (JRS), Johanniter, Lutheran World Federation (LWF), Lutheran World Relief (LWR), Malteser International (MI), Medical Teams International (MTI), Mercy Corps (MC), Norwegian Refugee Council (NRC), OXFAM, Peace Winds Japan (PWJ), Peter C. Alderman Foundation (PCAF), Plan International (PI), Real Medicine Foundation (RMF), Right to Play (RtP), Salvation Army, Samaritan's Purse (SP), Save the Children International (SCI), Self Help Africa (SHA), Trocaire, Tutapona Trauma Rehabilitation (TTR), War Child Canada (WCC), War Child Holland (WCH), Water Mission Uganda (WMU), Welthungerhilfe (WHH), Windle International Uganda (WIU), World Vision International (WVI), Young Women's Christian Association (YWCA), ZOA.

UN: 10

United Nations Children's Fund (UNICEF), United Nations Development Programme (UNDP), United Nations Entity for Gender Equality and the Empowerment of Women (UNWOMEN), United Nations Food and Agriculture Organization (FAO), United Nations High Commissioner for Refugees (UNHCR), United Nations Migration Agency (IOM), United Nations Office for Project Services (UNOPS), United Nations Population Fund (UNFPA), United Nations World Food Programme (WFP), United Nations World Health Organization (WHO).

Bilateral development partners: 2

Belgian Development Agency (ENABEL), German International Cooperation (GIZ)

THE DRC (AND OTHER NATIONALITIES) REFUGEE RESPONSE IS DELIVERED BY 61 PARTNERS:

National NGO: 13

Baylor, Care and Assistance for Forced Migrants (CAFOMI), Friends of Kisoro, Humane Africa Mission (HAM), Humanitarian Assistance and Development Services (HADS), InterAid, Kabarole Research and Resource Centre (KRC), Nsamizi Training Institute of Social Development (NSAMIZI), Programme for Accessible health, Communication and Education (PACE), The Uganda Down's Syndrome Association (UDSA), Uganda Law Society (ULS), Uganda Red Cross Society (URCS), Uganda Women for Water and Sanitation (UWWS).

International NGO: 42

Action Africa Help (AAH), Action Against Hunger (ACF), Adventist Development and Relief Agency (ADRA), Africa Humanitarian Action (AHA), African Initiatives for Relief and Development (AIRD), African Women and Youth Action for Development (AWYAD), Agency for Cooperation and Research in Development (ACORD), Agency for Technical Cooperation and Development (ACTED), American Refugee Committee (ARC), Association for Aid and Relief Japan (AARJ), Association of Volunteers in International Service (AVSI), Building Resources Across Communities (BRAC), CARE, Catholic Organisation for Relief and Development Aid (CORDAID), Catholic Relief Service (CRS), Concern World Wide (CWW), Danish Refugee Council (DRC), Finn Church Aid (FCA), Finnish Refugee Council (FRC), Food for the Hungry (FH), Give Directly, Help Age International, Humanitarian Initiative Just Relief Aid (HIJRA), Humanitarian OpenStreetMap Team (HOT), IMPACT, International Aid Services (IAS), International Committee of the Red Cross (ICRC), International Rescue Committee (IRC), Internews, Johanniter, Lutheran World Federation (LWF), Lutheran World Relief (LWR), Medical Teams International (MTI), Norwegian Refugee Council (NRC), OXFAM, Regional Health Integration to Enhance Services in Eastern Uganda (RHITES), Samaritan's Purse (SP), Save the Children International (SCI), Tutapona Trauma Rehabilitation (TTR), War Child Holland (WCH), Windle International Uganda (WIU), World Vision International (WVI).

UN: 9

United Nations Children's Fund (UNICEF), United Nations Development Programme (UNDP), United Nations Environment Programme (UNEP), United Nations Food and Agriculture Organization (FAO), United Nations High Commissioner for Refugees (UNHCR), United Nations Migration Agency (IOM), United Nations Populations Fund (UNFPA), United Nations World Food Programme (WFP), United Nations World Health Organization (WHO).



THE BURUNDI REFUGEE RESPONSE IS DELIVERED BY 29 PARTNERS:**National NGO: 5**

Care and Assistance for Forced Migrants (CAFOMI), Friends of Kisoro, Nsamizi Training Institute of Social Development (NSAMIZI), Programme for Accessible health, Communication and Education (PACE), Uganda Red Cross Society (URCS).

International NGO: 18

Africa Humanitarian Action (AHA), African Initiatives for Relief and Development (AIRD), American Refugee Committee (ARC), Danish Refugee Council (DRC), Finnish Refugee Council (FRC), Food for the Hungry (FH), Humanitarian Initiative Just Relief Aid (HIJRA), IMPACT, International Committee of the Red Cross (ICRC), International Rescue Committee (IRC), Medical Teams International (MTI), Norwegian Refugee Council (NRC), OXFAM, Regional Health Integration to Enhance Services in Eastern Uganda (RHITES), Samaritan's Purse (SP), Save the Children International (SCI), Tutapona Trauma Rehabilitation (TTR), Windle International Uganda (WIU).

UN: 6

United Nations Children's Fund (UNICEF), United Nations Food and Agriculture Organization (FAO), United Nations High Commissioner for Refugees (UNHCR), United Nations Migration Agency (IOM), United Nations Populations Fund (UNFPA), United Nations World Food Programme (WFP).

Planned Response for 2019 & 2020

Sector strategies are guided by the overall strategy and operational priorities, laying out the approach and measures that the sectors envisage to address identified needs, with a focus on priority needs. In sectors with existing government response plans (Education, Health, and Water), the response and priorities are aligned to those plans.

Protection

The overall Protection objective is to ensure that refugees and asylum-seekers have access to territorial asylum and fair and swift asylum procedures, and fully enjoy their rights as set forth in international and domestic refugees laws, including documentation, freedom of movement, right to work and access to services. Efforts will be put towards supporting and strengthening Government's institutional capacity for emergency response and improving registration and efficiency in the asylum system whilst continuing provision of life-saving services, monitoring and mitigation of protection risks.

Partners will endeavour to ensure that the protection and solutions strategy is people-centred and follows an age, gender and diversity approach, engaging women, men, girls and boys in designing and delivering programmes. Comprehensive feedback and referral mechanisms will be strengthened to ensure accountability to affected populations – a fundamental principle underpinning the entire refugee response. The response will ensure that persons with specific needs have equal access to protection and assistance and have the opportunity to participate in community self-management and decision-making.

Reinforcing psychosocial services and infrastructure in refugee-hosting areas remains a key priority, including identification of individuals carrying trauma, provision of individual and group counselling and follow-up.

Partners will increase efforts and interventions aiming at fostering peaceful coexistence among communities (between refugees and hosts and between refugees of different ethnic background), including community dialogue, advocacy and awareness campaigns highlighting the positive impact of refugee presence on the local economy.

Child Protection

Child Protection partners will continue to strengthen the case management system through emphasis on case prioritization and workforce skills development. The child protection module of proGres v4 will be rolled-out to enhance case management, improve collaboration and data collection. This will include adoption of inter-agency Standard Operating Procedures and Information Sharing Protocols.

Focus will remain on improving the placement of unaccompanied children in alternative care, including training of foster parents and provision of livelihood support. Efforts will be made to further align alternative care procedures for refugees with national alternative care policies. Given the limited capacity of the child protection workforce, community-based child protection structures will be strengthened through training, ongoing mentoring and provided with support to effectively follow-up and monitor children placed in alternative care and other children with protection concerns to ensure early identification and mitigation of further protection risks.

Psychosocial support for children in refugee and host communities will be provided, including in Child Friendly Spaces. Structured psychosocial interventions will focus on strengthening children's resilience and their capacities to protect themselves. Provision of support for post-primary education, vocational skills training and other targeted interventions for refugee and host community adolescents and youths will be strengthened to reduce their susceptibility to various protection risks, including teenage pregnancy, early marriage and drugs dealing. The capacity of the social welfare workforce at sub-national level will be strengthened through recruitment, advocacy for deployment of staff, and training of these on child protection.

SGBV

Awareness activities will be strengthened to increase understanding of SGBV, Sexual Exploitation and Abuse (SEA), human trafficking and existing mechanisms to report such these incidents. Simplified referral pathways will be developed and widely distributed to increase understanding of reporting mechanisms, while basic assistance for vulnerable individuals will continue with a view to reduce reliance on negative coping mechanisms and exposure to SGBV risk.

Youth will be specifically targeted with information and recreational activities. Promoting engagement of men and boys in the development and implementation of any SGBV strategy remains key in pursuing transformational behaviour change, including through increased use of the Start, Awareness, Support, Action (SASA) methodology to address the power imbalance between men and women.

Investment in infrastructure and assets is essential in preventing and responding to SGBV, including installation of security lights in common areas, establishment of safe spaces and wellness centres for women, psychosocial, medical and legal supports for SGBV survivors, and procurement of additional vehicles and motorcycles to enhance police mobility on patrol and outreach. Capacity building of service providers will be key to ensure provision of quality and effective services to SGBV survivors.

A national plan of action will be implemented in 2019-2020 to ensure SGBV prevention and response is mainstreamed across all sectors. Linkages with the Livelihood & Resilience sector are of particular importance, both in terms of prevention (economic empowerment of men and women) and response (livelihood support for SGBVs survivors).

Education

The main objective of the 2019-2020 Education Sector strategy, in alignment with the Education Response Plan for Refugees and Host Communities in Uganda (ERP), is to provide refugee and host community girls and boys with equitable and inclusive access to a quality education and to strengthen systems at the national, district and community levels. This strategy has been designed to enable those who are out of school to return to schools and those who are in school and at risk of dropping out to continue their learning.

To bring more learners into education and ensure quality of learning, the absorption capacity of the primary and secondary schools will be strengthened through setting increasing targets in the pupil:teacher ratio over the next

two years, as well as promoting double shifting to address the significant overcrowding and over-enrolment in primary education. To address the challenges of teacher supply and quality, ongoing support will be provided to primary and secondary teachers and head teachers, as well as refugee teachers serving as classroom assistants. An improved pupil:teacher ratio is critical to achieving better learning outcomes. The provision of alternative learning pathways such as accelerated education programmes will help ensure access to education for overage children, out-of school-children and youth and help them transition back to the formal system.



The sector will continue to invest in quality of teaching and learning through continuous professional development for teachers in areas such as child-centred pedagogy, psychosocial support, classroom management and lifeskills. Specifically, targeting training and support for refugee teachers will provide opportunities for skilled professionals to continue their profession following displacement. Essential materials for students will complement these efforts to ensure that children not only access school but that teaching and learning are supported.

The response will focus on strengthening engagement between district local government and Education Sector partners, including through regular education co-ordination meetings and stronger information management and sharing at settlement, district and national levels. At the community level, the capacity of school-based governance structures, such as School Management Committees, will be enhanced to help monitor quality teaching and learning at the school-level.

Energy & Environment

A catchment-based approach will be used to plan and implement environment and natural resource protection and restoration while promoting green livelihoods. Districts and partners will provide extension, training and sensitization to refugees and hosts. In partnership with local authorities, ESIA, action plans and forest resource management plans will be developed for each refugee-hosting sub or micro-catchment. Physical plans will designate protected areas, wetlands and plantation zones around institutions and roadways. Boundary planting will be used to control movement of livestock. A minimum ratio of 20 trees per refugee per year will be planted or naturally regenerated and maintained in both refugee and host communities using incentivized approaches; including indigenous, fruit, useful species and fast-growing species for energy.

Access to energy will be improved for cooking, lighting and productive uses. Demand for cooking fuel will be decreased by improving access to energy-saving in households and institutions, by training of trainers and artisans to fabricate energy products, including improved cookstoves and heat-retaining bags. Alternative sources of energy such as solar, briquettes and biogas will be promoted where appropriate. Energy kiosks will be supported to provide market access to quality energy products.

Energy, environment and climate-resilient interventions will be mainstreamed into each sector, especially awareness, advocacy and education. Climate-smart agriculture, agroforestry and sustainable construction value chains will be enhanced. Solar lighting will be increased through street lighting and solar lanterns in NFI kits. Health facilities and schools will benefit from solarisation and institutional stoves. Rainwater harvesting, faecal and solid waste management will be prioritized in water resource management activities.

Food security

This plan envisages continuation of general food assistance for refugees to allow them to meet their immediate food and nutrition needs and sustain a minimum level of food security.

All new refugees arrivals at the border crossing points will received food assistance in the form of High Energy Biscuits (HEB), while hot meals will be served in transit and reception centres, as refugees await relocation to the settlement. A settling-in ration will be provided when refugees move to their new plots, with subsequent monthly dry rations in the form of food or cash transfers. After completion of refugee verification in the settlements, data from UNHCR's ProGres and BIMS databases will be used to verify the identity of all persons authorized to collect food assistance on behalf of beneficiary households.

Cash-based Interventions will increasingly replace in-kind food as a transfer modality in order to provide additional flexibility in the choice of locally available food commodities and to enhance local market prospects. The choice of transfer modality in selected settlements will be informed by regular market assessments, and market food price monitoring will determine the transfer value to be provided to beneficiaries. Different distribution models will be assessed to keep pace with the evolution of the financial services landscape in Uganda. Furthermore, an integrated programming approach will be pursued to strengthen the overall food system in refugee-hosting areas, including by improving retail supply chain management in local markets. The objective is to ensure that food commodities are fairly priced and meet quality and quantity standards in the market.



Gender and protection measures as well as accountability to affected populations will be mainstreamed to ensure the food assistance is effective and responsive to the food security needs of refugees. In addition, monitoring and impact assessments will be conducted to ensure that food assistance reaches the targeted refugee households and expected food security outcomes are achieved.

Health & Nutrition

Overall, the strategy of the Health & Nutrition sector is to ensure full integration of comprehensive primary health care services for refugees into national and local government systems. Health partners will continue to enhance coordination and inter-sectoral collaboration; strengthen the provision of equitable, safe, quality and sustainable health services in refugee-hosting districts, both for new refugee arrivals and long-term refugees; and reinforce health systems in refugee-hosting areas.

Provision of the minimum health service package for all refugees is a key priority, with an emphasis on preventive and promotive health care for new refugee arrivals at entry points, transit and reception centers and during their initial stay in settlements. This package includes vaccination, nutrition screening, emergency referrals and provision of life-saving primary health care services, in addition to surveillance and response measures for disease outbreaks.

Nutrition programs will continue throughout the period covered by this RRP. Malnourished refugees will be treated based on presence or absence of complications. Patients suffering from Severe Acute Malnutrition (SAM) without medical complication will be provided with outpatient care; those suffering from SAM with medical complication will receive inpatient care; and those suffering from Moderate Acute Malnutrition (MAM) will be enrolled in Supplementary Feeding Programmes (SFP). As a preventive measure, children aged 6-23 months and Pregnant Women and Lactating Mothers (PLW) will be targeted with Blanket Supplementary Feeding Programmes (BSFP). Partners will also support and promote Infant and Young Child Feeding (IYCF). Effective prevention and management of malnutrition will be also pursued through reduction of micronutrient deficiencies and community management of acute malnutrition.

Capacity building of health workforce is a priority, especially strengthening the role of community-based health workers – a key and very often the only liaison between a patient and the health services. Their role proves to be particularly important in raising awareness on reproductive health and HIV/AIDS prevention and treatment.

Emergency preparedness and response activities will be strengthened to improve the capacity of health care providers to effectively respond to potential disease outbreaks, including by enhancing disease surveillance and stockpiling essential drugs.

Close coordination with the Ministry of Health will continue at national, district and local level to ensure that health care services for refugees and host communities in refugee-hosting areas are in line with government policies, guidelines and standards.

Livelihoods & Resilience

A graduated approach will be used to stabilize and build diversified, sustainable and resilient livelihoods, with emergency livelihood interventions serving as a basis to develop longer-term strategies. In acknowledging that the time refugees have been displaced for is not closely related with their degree of vulnerability, emergency livelihood support will target new refugee arrivals and vulnerable long-term refugees. In line with individuals' skills, knowledge and aspirations, emergency livelihood support will promote immediate job creation, supported by initial capacity building. Interventions will include community asset creation (e.g. road rehabilitation, irrigation system, reforestation, markets and other infrastructure development), access to productive assets to stimulate agriculture production and other income generating activities.

Whilst contributing to reduce dependency on humanitarian assistance, emergency livelihood support alone is not enough to achieve sustainability. The

transition to sustainable livelihoods requires the promotion of market-driven opportunities, private sector linkages and extensive capacity building of individuals and livelihood groups to profitably scale up their activities. Strategic investment in businesses will support value chains and sustainable job creation. Livelihood diversification is a key priority to ensure that the capacity of refugees to better cope with future shocks and stresses is enhanced. The sector will increase capacity building efforts to improve vocational, technical, business, entrepreneurial and financial skills of refugee and host communities.

An enabling environment -understood as equitable access to policies and rights, technical and financial services and infrastructures- is crucial for sustainability and resilience. Engagement and capacity building of DLG to integrate refugees into district development plans and improve refugee access to rights will be a critical activity.

Shelter, Settlement & NFIs

The sector will continue to strive to ensure that all populations of concern receive appropriate and timely shelter and NFI support in line with the minimum agreed standards for Uganda. The introduction of cash-based shelter/NFI assistance instead of in-kind kits will, where feasible, empower refugees with greater independence and dignity, as well as contribute to local economic growth. Direct labour and technical support to the construction of PSN shelters, both emergency and semi-permanent, will remain a priority, although the modalities will broaden to include market and community-based approaches for a wider and more sustainable reach. Ongoing repairs and maintenance works to communal shelters at operational transit facilities will continue as needed.

The implementation of a revised shelter strategy will be a core sector goal, incorporating more environmentally-sustainable, culturally-sensitive, refugee-resilient and flexible design and implementation modalities. In addition, the establishment of settlement planning guidelines will facilitate site planning improvements and contribute to maximise land use, increase host community benefits to refugee presence and expand livelihood opportunities for both refugees and hosts. Any roadwork project will require a comprehensive needs assessment and application of the Rural Access Index tool to guarantee its added value to refugees and host communities.

The phased rollout of a household address system for refugees by OPM, with technical support from MLHUD, will enable the integration of settlement cadastral plans with local government plans, as well as with humanitarian GIS mapping of multi-sector interventions. Coordinated platforms can be used as a tool to assist with highlighting potential gaps and defining locations for future interventions. The integration of settlement plans with Uganda's Land Information System (LIS) will enable the government to take full responsibility for all land use development and management in refugee-hosting areas.

Partners active in the sector will expand the scope and reach of construction trainings and cash-for-work initiatives for refugees and hosts when implementing any shelter or infrastructure programme. Furthermore, there will be a strong focus on ensuring that fair and equitable support is provided to all refugees across the country, provided that sector standards and strategies are respected in all settlements.



The sector aims at ensuring that refugees and hosting populations have safe and sufficient access to quality water and to improved sanitation and hygiene services, including at household level and in institutions such as schools and health facilities. The overall goal is to ensure that refugees can fulfil their basic right to water, sanitation and hygiene, in line with Sustainable Development Goals 6.

The sector will put more effort in shifting from a humanitarian to a market-driven and development approach via the implementation of WASH programmes, with people's needs and the environment at the centre of any intervention.

Ministry of Water and Environment, Catchment Management Committees and DLGs will take the lead role in the planning, design, implementation, operation and maintenance of WASH initiatives in respective areas. The government sector response plan, currently under development, will guide interventions in refugee-hosting districts.

Improving cost-effectiveness of delivering water and sanitation services remains a key priority, including through optimization of existing infrastructure and adoption of appropriate digital technologies for installing and monitoring solar/hybrid systems at water sources.

Furthermore, catchment protection and rehabilitation activities will be incorporated and strengthened as part of catchment management approach. WASH partners will enhance coordination with other sectors including on strengthening delivery of services in institutions. Community engagement in management of services will be strengthened to improve participation and ownership and opportunities to engage with private sector explored. A key priority is to increase the capacity of WASH partners to respond to emergencies, including through capacity building and advance planning.

Financial Requirements

2019-2020 Financial Requirements Summary

By Refugee Population and Organization

ORGANIZATION	BURUNDI	DRC & Other	SOUTH SUDAN	TOTAL
Action Against Hunger (ACF)		5,800,000	7,000,000	12,800,000
African Women and Youth Action for Development (AWYAD)		500,000	600,000	1,100,000
Agency for Technical Cooperation and Development (ACTED)		1,500,000	1,500,000	3,000,000
American Refugee Committee (ARC)	653,057	4,323,094	4,021,027	8,997,178
Association for Aid and Relief, Japan (AAR Japan)			2,000,000	2,000,000
Association of Volunteers in Internation Service (AVSI)		15,805,000	3,047,787	18,852,787
Building Resources Across Communities (BRAC)		400,000	700,000	1,100,000
Care and Assistance For Forced Migrants (CAFOMI)	954,366	1,036,804	2,821,273	4,812,443
CARE International		2,989,084	2,974,876	5,963,960
Caritas Uganda			2,909,603	2,909,603
Catholic Organization for Relied and Development Aid (CORDAID)		2,563,000	3,731,000	6,294,000
Catholic Relief Services		5,964,047	13,582,211	19,546,258
Cooperazione e Sviluppo (CESVI)			650,000	650,000
DanChurchAid (DCA)			6,170,000	6,170,000
Danish Refugee Council (DRC)		29,500,000	33,199,975	62,699,975
Enabel			4,147,534	4,147,534
Finn Church Aid (FCA)		3,576,100	6,312,400	9,888,500
Finnish Refugee Council (FRC)		480,000	1,120,000	1,600,000
Food for the Hungry (FH)			3,982,797	3,982,797
Humane Africa Mission		900,000	2,350,000	3,250,000
Humanitarian OpenStreetMap Team (HOT)		900,000		900,000
Humanity & Inclusion (HI)			900,000	900,000
IMPACT Initiatives	30,598	429,687	784,016	1,244,301

ORGANIZATION	BURUNDI	DRC & Other	SOUTH SUDAN	TOTAL
Inter-church Organization for Development Cooperation (ICCO)			461,189	461,189
International Aid Services (IAS)		250,000	321,516	571,516
International Rescue Committee (IRC)		2,581,885	3,225,514	5,807,399
Internews		770,000		770,000
IsraAid			240,000	240,000
Jesuit Refugee Service (JRS)			1,427,542	1,427,542
Johanniter		515,000	567,000	1,082,000
Kabarole Research and Resource Centre (KRC)		1,441,829		1,441,829
Lutheran World Federation (LWF)		7,164,163	11,589,258	18,753,421
Lutheran World Relief (LWR)		400,000	600,000	1,000,000
Malteser International			2,245,713	2,245,713
Medical Teams International (MTI)		2,123,778	2,578,370	4,702,148
Mercy Corps			1,875,000	1,875,000
Norwegian Refugee Council (NRC)		12,219,049	28,818,111	41,037,160
OXFAM		6,327,736	18,716,157	25,043,893
Peace Winds Japan (PWJ)			2,213,621	2,213,621
Plan International (PI)			4,906,383	4,906,383
Prime Skills Foundation (PSF)			136,000	136,000
Right to Play (RtP)			1,700,000	1,700,000
Samaritan's Purse (SP)		1,240,000	710,000	1,950,000
Save the Children International (SCI)		7,676,421	14,730,068	22,406,489
Self Help Africa			700,000	700,000
The Uganda Down's Syndrome Association		20,000		20,000
TPO Uganda			2,878,945	2,878,945
Trocaire (Only operational in Palabek Settlement)			1,350,000	1,350,000
Tutapona Trauma Rehabilitation (TTR)			300,000	300,000
Uganda Red Cross Society (URCS)	60,000	3,436,600	2,352,293	5,848,893
Uganda Women for Water and Sanitation (UWWS)		174,000	974,000	1,148,000
United Nations Children's Fund (UNICEF)	6,667,847	29,276,954	55,950,193	91,894,994
United Nations Development Programme (UNDP)	4,220,000	5,020,000	14,370,000	23,610,000
United Nations Entity for Gender Equality and the Empowerment of Women (UN WOMEN)			6,500,000	6,500,000
United Nations Food and Agriculture Organization (FAO)	4,303,487	16,081,619	33,100,898	53,486,004

ORGANIZATION	BURUNDI	DRC & Other	SOUTH SUDAN	TOTAL
United Nations High Commissioner for Refugees (UNHCR)	20,609,698	309,568,426	385,883,005	716,061,129
United Nations Migration Agency (IOM)		18,507,650	18,317,100	36,824,750
United Nations Office for Project Services (UNOPS)			6,000,000	6,000,000
United Nations Population Fund (UNFPA)	1,398,400	3,688,000	14,623,444	19,709,844
United Nations World Food Programme (WFP)	11,062,853	139,838,763	269,894,114	420,795,729
United Nations World Health Organization (WHO)	735,000	4,908,922	5,362,324	11,006,246
War Child Canada (WCC)			3,397,500	3,397,500
War Child Holland (WCH)		1,125,000	2,175,000	3,300,000
Water Mission Uganda (WMU)			1,000,000	1,000,000
Welthungerhilfe			2,800,000	2,800,000
Windle International Uganda		756,000	1,945,944	2,701,944
World Vision International (WVI)		4,685,480	13,000,000	17,685,480
ZOA			1,600,000	1,600,000
TOTAL	50,695,305	656,464,091	1,046,040,701	1,753,200,098

By Sector & Refugee Population

SECTOR	BURUNDI	DRC & Other	SOUTH SUDAN	TOTAL
Protection	7,377,936	93,503,487	150,836,012	251,717,436
Education	4,322,893	78,499,933	127,805,675	210,628,501
Energy & Environment	3,744,382	52,018,418	73,177,431	128,940,232
Food Security	9,793,067	123,008,527	239,743,918	372,545,512
Health & Nutrition	9,940,661	93,521,955	118,363,101	221,825,718
Livelihoods & Resilience	9,623,173	87,650,157	163,721,957	260,995,287
Shelter, Settlement & NFI	3,034,175	60,182,551	85,052,920	148,269,646
WASH	2,859,018	68,079,062	87,339,686	158,277,766
TOTAL	50,695,305	656,464,091	1,046,040,701	1,753,200,098

ANNEX

Monitoring Framework

Protection

	South Sudan		DRC and others		Burundi	
	Refugees	Host	Refugees	Host	Refugees	Host
OBJECTIVE: Registration conducted on an individual basis with minimum set of data required						
INDICATOR: # of refugees registered on an individual basis with minimum set of data required						
2019	834,880	Not applicable	444,175	Not applicable	36,681	Not applicable
2020	791,578	Not applicable	473,058	Not applicable	35,414	Not applicable
INDICATOR: % of refugees documented on an individual basis						
2019	90%	Not applicable	90%	Not applicable	90%	Not applicable
2020	100%	Not applicable	100%	Not applicable	100%	Not applicable
INDICATOR: # of persons that have access to RSD procedures						
2019	Not applicable	Not applicable	135,000	Not applicable	3,700	Not applicable
2020	Not applicable	Not applicable	134,000	Not applicable	2,700	Not applicable
OBJECTIVE: Adequate and quality child protection services for children, including case management services, are provided in refugee and host communities						
INDICATOR: # of open and active individual child protection cases						
2019	38,015	Not applicable	4,811	Not applicable	461	Not applicable
2020	31,307	Not applicable	3,962	Not applicable	379	Not applicable
INDICATOR: # of UASC with open and active CP cases						
2019	28,194	Not applicable	3,019	Not applicable	257	Not applicable
2020	21,146	Not applicable	2,264	Not applicable	193	Not applicable
INDICATOR: # of children/CP cases receiving individual services, support or monitoring						
2019	15,206	Not applicable	1,924	Not applicable	184	Not applicable
2020	18,784	Not applicable	2,377	Not applicable	228	Not applicable
INDICATOR: # of UASC cases receiving individual services, support or monitoring						
2019	11,278	Not applicable	1,208	Not applicable	103	Not applicable
2020	12,687	Not applicable	1,359	Not applicable	116	Not applicable
INDICATOR: # of children participating in community-based support activities						
2019	234,096	70,229	97,807	29,342	7,486	2,246
2020	221,949	66,585	98,707	29,612	7,227	2,168

INDICATOR: # of caseworkers on staff						
2019	304	Not applicable	38	Not applicable	4	Not applicable
2020	376	Not applicable	48	Not applicable	5	Not applicable
OBJECTIVE: Effective and safe child protection systems that prevent and respond to child protection concerns in refugee and host communities are strengthened						
INDICATOR: # of community members, service providers and Government staff who participated in training and awareness raising on CP						
2019	83,488	4,174	44,418	2,221	5,023	251
2020	79,158	3,958	47,306	2,365	5,633	282
INDICATOR: # of functional CP committees						
2019	1,000	Not applicable	938	Not applicable	19	Not applicable
2020	1,200	Not applicable	1,125	Not applicable	23	Not applicable
OBJECTIVE: Protection of and accountability to all refugees are strengthened through meaningful engagement with communities, with particular attention to at-risk groups						
INDICATOR: % of women in leadership structures and community groups for community self-management and empowerment						
2019	48%	Not applicable	48%	Not applicable	48%	Not applicable
2020	50%	Not applicable	50%	Not applicable	50%	Not applicable
INDICATOR: # of complaints addressed through effective feedback mechanisms						
2019	30,000	900	15,000	450	2,000	60
2020	35,000	1,050	17,000	500	2,000	60
INDICATOR: # of persons with specific needs provided with targeted support						
2019	83,000	20,200	48,000	12,000	5,243	1,073
2020	81,000	20,000	51,000	12,750	5,291	1,088
OBJECTIVE: Peaceful co-existence among communities strengthened						
INDICATOR: # of reported incidents of conflict within refugee communities						
2019	350	Not applicable	40	Not applicable	10	Not applicable
2020	350	Not applicable	30	Not applicable	8	Not applicable
INDICATOR: # of reported incidents of conflict between host and refugee community						
2019	330		40		12	
2020	330		30		10	
INDICATOR: # of refugees receiving psychosocial support						
2019	160,000	15,000	30,000	1,500	2,100	100
2020	160,000	15,000	30,000	1,500	2,100	100
OBJECTIVE: Protection systems are strengthened and refugees women and girls are aware of the existing referral pathways with the aim of ensuring their full enjoyment of rights, reduction of SGBV risks and reinforced multi-sectoral response including through mainstreaming of SGBV across all sectors						
INDICATOR: # of SGBV awareness campaigns conducted for refugees and host community (awareness campaigns, FGDs, IEC, trainings, media)						
2019	20,087	6,479	1,319	436	300	30
2020	12,918	3,694	1,405	444	300	30
INDICATOR: # of SGBV survivors identified and receiveing appropriate multi-sectoral support						
2019	3,200	100	2,300	100	120	100
2020	3,500	250	2,300	200	180	100

INDICATOR: # of functional structures (duty bearers) trained and able to support survivors						
2019	2,993	1,290	550	157	85	50
2020	2,889	1,346	496	137	70	50
OBJECTIVE: Physical safety, access to justice, rule of law and civilian character of the refugee settlements is assured and protection of human rights promoted in refugee settings						
INDICATOR: # of refugees receiving legal assistance and legal aid services						
2019	50,000	Not applicable	28,000	Not applicable	10,000	Not applicable
2020	50,000	Not applicable	30,000	Not applicable	10,000	Not applicable
INDICATOR: # of security packages provided for law enforcement						
2019	100	Not applicable	50	Not applicable	25	Not applicable
2020	100	Not applicable	50	Not applicable	25	Not applicable
INDICATOR: # of refugees and host communities sensitized about the Ugandan and Refugee law						
2019	250,000	Not applicable	50,000	Not applicable	15,000	Not applicable
2020	250,000	Not applicable	50,000	Not applicable	15,000	Not applicable

Education

	South Sudan		DRC and others		Burundi	
	Refugees	Host	Refugees	Host	Refugees	Host
OBJECTIVE: Equitable access and inclusive relevant learning opportunities increased						
INDICATOR: % of children enrolled in pre-primary ECD						
2019	65%	20%	45%	30%	55%	40%
2020	70%	30%	50%	40%	60%	50%
INDICATOR: % of children enrolled in Primary						
2019	85%	30%	65%	30%	85%	35%
2020	90%	35%	70%	35%	90%	40%
INDICATOR: % of children enrolled in Secondary						
2019	20%	35%	12%	52%	12%	45%
2020	25%	30%	15%	55%	15%	50%
INDICATOR: # of children accessing non-formal education (includes non-formal Vocational Training, Lifeskills & Accelerated Education)						
2019	40,000	2,000	4,500	500	1,000	300
2020	50,000	4,000	6,000	1,000	2,000	500
OBJECTIVE: Delivery of quality education and training improved						
INDICATOR: # of teachers and head teachers in Primary Schools funded under Partner contribution (not under MoES payroll)						
2019	5,070	739	1,329	155	145	297
2020	6,283	796	1,644	167	177	322
INDICATOR: # of teachers trained on formal and non-formal Continuous Professional Development programmes (CPD) trainings aimed to support teacher professional development and strengthen the quality of in-classroom						
2019	1,517	80	436	19	48	14
2020	1,544	96	436	21	48	38

INDICATOR: # of learners transition from AEP to formal education						
2019	18,684	1,183	5,887	373	1,024	65
2020	28,026	1,775	8,830	559	1,536	97
INDICATOR: % of schools supervised at least once a term by the district education office/ DES/ MOES						
2019	21%	26%	21%	26%	21%	26%
2020	27%	39%	27%	39%	27%	39%
INDICATOR: # of pupils per teacher for Primary Schools						
2019	77	57	77	57	77	57
2020	71	55	71	55	71	55
INDICATOR: # of pupils per classroom for Primary Schools						
2019	135	67	135	67	135	67
2020	122	64	122	64	122	64
INDICATOR: # of pupils per textbook for Primary Schools						
2019	6	3	6	3	6	3
2020	4	3	4	3	4	3
INDICATOR: # of pupils per stance for Primary Schools						
2019	92	53	92	53	92	53
2020	81	53	81	53	81	53
OBJECTIVE: Systems for effective delivery strengthened						
INDICATOR: # of districts with education coordination mechanism meeting at least 6 times a year						
2019	12	12	12	12	7	7
2020	12	12	12	12	7	7
INDICATOR: # of education related community structures (SMCs, CMCs, BOGs, PTAs) supported to monitor the quality of teaching & learning						
2019	638	67	180	14	23	27
2020	837	88	236	19	27	36

Energy & Environment

	South Sudan		DRC and others		Burundi	
	Refugees	Host	Refugees	Host	Refugees	Host
OBJECTIVE: Environment and natural resources protected and restored and green livelihoods promoted using a catchment-based approach						
INDICATOR: % extent environmental risks associated with the operation are mitigated						
2019	70%	70%	67%	67%	65%	65%
2020	90%	90%	87%	87%	85%	85%
INDICATOR: # hectares of forests, wetlands, riverbanks and lakeshores protected and restored						
2019	8,333	8,333	6,530	6,530	539	539
2020	15,890	15,890	15,726	15,726	1,223	1,223

INDICATOR: # of households generating income from 'green livelihoods' (agroforestry, beekeeping, energy-saving tech, sustainable construction)						
2019	5,000	6,445	3,918	11,117	323	1,055
2020	7,945	9,816	7,863	17,657	611	1,548
OBJECTIVE: Access to sufficient and sustainable basic energy services for lighting, power and cooking increased and climate change drivers mitigated with reduced reliance on wood and fossil fuels						
INDICATOR: # of targeted households that self-report using fuel-efficient cook-stove to cook the main meal						
2019	111,810	84,465	72,373	138,967	5,389	13,188
2020	132,237	122,726	124,869	208,450	9,170	19,782
INDICATOR: # of households using alternative and/or renewable energy (e.g. solar, biogas, ethanol, briquette, lpg)						
2019	149,631	137,116	67,765	62,075	8,875	11,498
2020	142,767	139,636	98,638	64,738	10,335	11,199
INDICATOR: # of institutions (Health, Education, Reception) using sustainable energy (e.g. institutional stoves, solar, biogas, ethanol, briquette, lpg)						
2019	245		70		7	
2020	350		100		10	
OBJECTIVE: Energy, environment and climate action programming and coordination strengthened and mainstreamed across all sectors						
INDICATOR: # of tCO2/year estimated carbon emissions abatement across sectors						
2019	99,287	75,005	60,175	55,123	4,786	11,711
2020	117,427	108,981	87,590	57,487	8,143	17,567
INDICATOR: # of extensions workers, partner staff, and government officials receiving environmental orientation across all sectors						
2019	2,500		2,000		250	
2020	5,000		1,000		1,000	
INDICATOR: % of total refugee response operational spending on implemented energy, environment and climate-resilient interventions mainstreamed into other sectors						
2019	1%	1%	1%	1%	1%	1%
2020	2%	2%	2%	2%	2%	2%

Food Security

	South Sudan		DRC and others		Burundi	
	Refugees	Host	Refugees	Host	Refugees	Host
OBJECTIVE: Refugees have access to adequate nutritious food to meet their basic food and nutrition needs						
INDICATOR: # of refugees receiving in-kind food assistance						
2019	541,005	Not applicable	199,282	Not applicable	23,148	Not applicable
2020	433,929	Not applicable	172,213	Not applicable	22,211	Not applicable
INDICATOR: # of refugees receiving cash						
2019	291,310	Not applicable	199,282	Not applicable	5,036	Not applicable
2020	355,032	Not applicable	258,321	Not applicable	17,063	Not applicable

INDICATOR: % of HH with poor or borderline Food Consumption Score (<20%)						
2019	30%	Not applicable	40%	Not applicable	35%	Not applicable
2020	18%	Not applicable	20%	Not applicable	19%	Not applicable
OBJECTIVE: Targeted food assistance provided to the most vulnerable refugee households based on assessed needs						
INDICATOR: % of refugee households receiving targeted assistance						
2019	100%	Not applicable	100%	Not applicable	100%	Not applicable
2020	100%	Not applicable	100%	Not applicable	100%	Not applicable
INDICATOR: % of HH with poor or borderline Food Consumption Score (<20%)						
2019	30%	Not applicable	40%	Not applicable	35%	Not applicable
2020	18%	Not applicable	20%	Not applicable	19%	Not applicable
INDICATOR: Coping Strategy Score of targeted refugee households (EVIs, PSN)						
2019	8.61	Not applicable	15	Not applicable	20	Not applicable
2020	6	Not applicable	13	Not applicable	18	Not applicable
OBJECTIVE: Food Assistance to refugees progressively linked to livelihood and self-reliance interventions to enhance resilience						
INDICATOR: % of refugees receiving food assistance and participating in livelihood programmes						
2019	10%	Not applicable	10%	Not applicable	20%	Not applicable
2020	20%	Not applicable	20%	Not applicable	20%	Not applicable
INDICATOR: % of host population participating in refugee livelihood activities						
2019		10%		10%		10%
2020		20%		20%		20%

Health & Nutrition

	South Sudan		DRC and others		Burundi	
	Refugees	Host	Refugees	Host	Refugees	Host
OBJECTIVE: Provide emergency life-saving health and nutrition interventions for new refugee arrivals and strengthen outbreak preparedness and response						
INDICATOR: Under-five mortality rate per 1,000 under five children						
2019	0.1	0.1	0.1	0.1	0.1	0.1
2020	0.1	0.1	0.1	0.1	0.1	0.1
INDICATOR: Global Acute Malnutrition rate						
2019	5%	5%	5%	5%	5%	5%
2020	5%	5%	5%	5%	5%	5%
INDICATOR: Proportion of sites holding monthly Refugee health and nutrition coordination meeting chaired by MoH & DHOs						
2019	100%	100%	100%	100%	100%	100%
2020	100%	100%	100%	100%	100%	100%

OBJECTIVE: Increase equitable access to and utilization of integrated quality health services for refugees and host communities across all the phases of displacement

INDICATOR: Outpatient utilization rate

2019	2%	2%	2%	2%	2%	2%
2020	2%	2%	2%	2%	2%	2%

INDICATOR: Health facility delivery rate

2019	95%	95%	95%	95%	95%	95%
2020	95%	95%	95%	95%	95%	95%

INDICATOR: Immunization coverage rate

2019	95%	95%	95%	95%	95%	95%
2020	95%	95%	95%	95%	95%	95%

INDICATOR: Severe Acute Malnutrition recovery rate

2019	75%	75%	75%	75%	75%	75%
2020	75%	75%	75%	75%	75%	75%

INDICATOR: Tuberculosis case detection rates/100,000

2019	50	100	150	100	120	100
2020	100	253	300	253	150	253

OBJECTIVE: Strengthen the health care system to cope with the increased demand for health services by refugees and host population

INDICATOR: Proportion of refugee serving health facilities accredited by Ministry of Health in refugee hosting districts

2019	100%	100%	100%	100%	100%	100%
2020	100%	100%	100%	100%	100%	100%


INDICATOR: Proportion of Health Center IV and District referral hospitals supported (Infrastructure, HR and commodities)

2019	100%	100%	100%	100%	100%	100%
2020	100%	100%	100%	100%	100%	100%

INDICATOR: Consultation per clinician per day in refugee hosting districts

2019	50	50	50	50	50	50
2020	50	50	50	50	50	50

Livelihoods & Resilience

	South Sudan		DRC and others		Burundi	
	Refugees	Host	Refugees	Host	Refugees	Host
OBJECTIVE: Emergency livelihood support to complement basic household needs is provided						
INDICATOR: Coping Strategy Index Score						
2019	0.12	0.23	0.11	0.25	0.12	0.25
2020	0.16	0.28	0.15	0.30	0.16	0.30

INDICATOR: Food Consumption per capita/Month						
2019	13.0	16.0	17.0	18.3	14.6	18.3
2020	16.0	19.0	20.0	21.3	17.6	21.3
INDICATOR: # of refugee and host community HH receiving emergency livelihood support						
2019	87,291	38,000	75,261	31,496	5,123	2,295
2020	61,824	27,131	51,257	22,337	2,823	1,263
OBJECTIVE: Household livelihood strategies are strengthened to support household self-reliance						
INDICATOR: Composite Productive Assets Index						
2019	0.53	0.71	0.35	0.46	0.46	0.46
2020	0.65	0.85	0.47	0.60	0.58	0.60
INDICATOR: Average # of income generating activities (IGA) per household						
2019	1.8	2.2	2.3	2.2	2.5	2.2
2020	2.1	2.5	2.6	2.5	2.8	2.5
INDICATOR: Wealth Index						
2019	0.60	0.70	0.56	1.02	0.73	1.02
2020	0.65	0.75	0.61	1.07	0.78	1.07
OBJECTIVE: The enabling environment is reinforced to support resilient livelihoods						
INDICATOR: % of targeted population employed or self-employed in sustainable livelihoods activities over the last 12 months						
2019	33%	54%	38%	54%	40%	54%
2020	38%	59%	43%	59%	45%	59%
INDICATOR: Asset benefit indicator						
2019	12.5%	12.5%	12.5%	12.5%	12.5%	12.5%
2020	25.0%	25.0%	25.0%	25.0%	25.0%	25.0%
INDICATOR: % of targeted population with access to services through the DLG and private sector to develop their livelihood activity						
2019	7%	16%	7%	7%	8%	7%
2020	10%	19%	10%	10%	11%	10%

Shelter, Infrastructure & NFIs

	South Sudan		DRC and others		Burundi	
	Refugees	Host	Refugees	Host	Refugees	Host
OBJECTIVE: Ensure the minimum NFI standards for all refugees are met						
INDICATOR: # of newly arrived refugee households receiving core relief items						
2019	10,000	Not applicable	26,666	Not applicable	1,666	Not applicable
2020	4,000	Not applicable	13,333	Not applicable	666	Not applicable
INDICATOR: % of stabilised refugee households with access to minimum NFI						
2019	34%	Not applicable	52%	Not applicable	55%	Not applicable
2020	41%	Not applicable	63%	Not applicable	67%	Not applicable

OBJECTIVE: Access to improved and sustainable shelters for refugee households is increased						
INDICATOR: # of newly arrived refugee households provided with the minimum emergency shelter support (including in-kind, cash and/or voucher)						
2019	10,000	Not applicable	26,666	Not applicable	1,666	Not applicable
2020	4,000	Not applicable	13,333	Not applicable	666	Not applicable
INDICATOR: # of individuals trained and engaged in sustainable construction						
2019	4,199	1,799	2,165	928	207	89
2020	4,199	1,799	2,165	928	207	89
INDICATOR: # of refugee households with specific needs assisted with semi-permanent shelters (including in-kind, cash and/or voucher)						
2019	13,988	Not applicable	6,717	Not applicable	542	Not applicable
2020	10,974	Not applicable	5,490	Not applicable	435	Not applicable
OBJECTIVE: Sustainable settlement land use is maximised to optimal mutual benefit for refugees and hosts through the integration of settlement plans with local government plans and labour-intensive public works						
INDICATOR: # of settlements benefitting from integrated local physical development plans based on Environment and Social Impact Assessments						
2019	1	Not applicable	5	Not applicable	2	Not applicable
2020	14	Not applicable	1	Not applicable	0	Not applicable
INDICATOR: # of kms of roads rehabilitated (including roadside vegetation) for all-year access to community services						
2019	241		73		22	
2020	241		73		22	
INDICATOR: # of energy-saving street lights installed in refugee hosting areas (excluding staff institutions)						
2019	275		225		60	
2020	275		225		60	

WASH

	South Sudan		DRC and others		Burundi	
	Refugees	Host	Refugees	Host	Refugees	Host
OBJECTIVE: Access to water supply for refugees and hosting populations improved						
INDICATOR: # of litres per person per day						
2019	19	19	19	19	19	19
2020	20	20	20	20	20	20
INDICATOR: % of water meeting minimum quality standards (FRC and/or E-Coli standards)						
2019	95%	95%	95%	95%	95%	95%
2020	100%	100%	100%	100%	100%	100%
INDICATOR: % of water pumped through renewable energy (solar or grid)						
2019	90%	90%	70%	70%	70%	70%
2020	95%	95%	75%	75%	75%	75%

INDICATOR: # of households receiving sector-earmarked cash assistance						
2019	500	0	1,000	0	0	0
2020	2,000	0	2,000	0	0	0
OBJECTIVE: Access to sanitation and hygiene services for refugees and hosting population improved						
INDICATOR: % household latrine coverage						
2019	73%	Not applicable	75%	Not applicable	75%	Not applicable
2020	86%	Not applicable	90%	Not applicable	90%	Not applicable
INDICATOR % of persons with knowledge on 3 critical handwashing times						
2019	70%	Not applicable	75%	Not applicable	75%	Not applicable
2020	78%	Not applicable	95%	Not applicable	78%	Not applicable
INDICATOR: # of institutional sanitation facilities constructed (schools, health centres, markets)						
2019	277		712		17	
2020	331		811		17	
OBJECTIVE: Institutions for effective management and provision of water and sanitation at national, regional and lower levels considering refugee settlements and host communities strengthened						
INDICATOR: % of water schemes designs reviewed, optimized and approved by Ministry of Water & Environment Approval committee						
2019	60%	Not applicable	50%	Not applicable	25%	Not applicable
2020	100%	Not applicable	100%	Not applicable	100%	Not applicable
INDICATOR: # of water schemes under management of utilities (NWSC or Umbrella Organisations)						
2019	11	Not applicable	6	Not applicable	0	Not applicable
2020	22	Not applicable	12	Not applicable	0	Not applicable
INDICATOR: # of Catchment Management Committees with refugees included as members						
2019	6	Not applicable	13	Not applicable	1	Not applicable
2020	10	Not applicable	13	Not applicable	1	Not applicable

Cash-Based Interventions

	South Sudan		DRC and others		Burundi	
	Refugees	Host	Refugees	Host	Refugees	Host
OBJECTIVE: Financial inclusion and access to financial services promoted						
INDICATOR: # of households enrolled in bank account						
2019	168,554	0	107,785	0	1,769	0
2020	0	0	0	0	0	0
INDICATOR: # of households enrolled in mobile money						
2019	7,685	440	3,319	3,310	0	0
2020	0	0	3,319	3,310	0	0

INDICATOR: # of active customers per financial services agency outlet						
2019	600	600	600	600	600	600
2020	600	600	600	600	600	600
INDICATOR: # of financial literacy trainings						
2019	168,554	0	93,326	3,310	1,769	0
2020	0	0	3,319	3,310	0	0
OBJECTIVE: Access to cash and voucher assistance for basic needs expanded						
INDICATOR: # of households receiving cash assistance for basic needs (multipurpose cash)						
2019	138,938	1,920	29,580	4,030	1,816	0
2020	105,537	2,580	31,810	4,750	1,816	0
INDICATOR: # of households receiving voucher assistance for basic needs						
2019	28,063	5,337	0	0	0	0
2020	168,554	0	107,785	0	1,769	0
INDICATOR: amount of multipurpose cash and voucher assistance in UGX						
2019	7,771,940,449	1,065,600,000	4,744,665,003	3,117,600,000	104,450,327	0
2020	4,129,200,000	1,431,900,000	3,045,565,003	1,052,200,000	104,450,327	0

2019 Financial Requirements Summary

ORGANIZATION	BURUNDI	DRC & Other	SOUTH SUDAN	TOTAL
Action Against Hunger (ACF)		2,900,000	3,500,000	6,400,000
African Women and Youth Action for Development (AWYAD)		200,000	300,000	500,000
Agency for Technical Cooperation and Development (ACTED)		500,000	500,000	1,000,000
American Refugee Committee (ARC)	326,273	2,114,516	2,006,597	4,447,386
Association for Aid and Relief, Japan (AAR Japan)			1,000,000	1,000,000
Association of Volunteers in Internation Service (AVSI)		8,465,000	2,587,510	11,052,510
Building Resources Across Communities (BRAC)		200,000	350,000	550,000
Care and Assistance For Forced Migrants (CAFOMI)	435,686	465,247	1,608,405	2,509,338
CARE International		2,489,901	2,812,480	5,302,381
Caritas Uganda			1,559,603	1,559,603
Catholic Organization for Relied and Development Aid (CORDAID)		1,000,000	1,584,000	2,584,000
Catholic Relief Services		2,068,166	6,071,553	8,139,719
Cooperazione e Sviluppo (CESVI)			350,000	350,000
DanChurchAid (DCA)			2,570,000	2,570,000
Danish Refugee Council (DRC)		16,000,000	20,000,000	36,000,000
Enabel			3,597,781	3,597,781
Finn Church Aid (FCA)		1,776,100	2,812,400	4,588,500
Finnish Refugee Council (FRC)		240,000	560,000	800,000
Food for the Hungry (FH)			1,782,797	1,782,797
Humane Africa Mission		450,000	1,200,000	1,650,000
Humanitarian OpenStreetMap Team (HOT)		400,000		400,000
Humanity & Inclusion (HI)			500,000	500,000
IMPACT Initiatives	15,471	208,718	397,962	622,151
Inter-church Organization for Development Cooperation (ICCO)			251,074	251,074
International Aid Services (IAS)		250,000	225,706	475,706
International Rescue Committee (IRC)		1,810,478	1,760,469	3,570,947
Internews		370,000		370,000

ORGANIZATION	BURUNDI	DRC & Other	SOUTH SUDAN	TOTAL
IsraAid			120,000	120,000
Jesuit Refugee Service (JRS)			710,220	710,220
Johanniter		260,000	300,000	560,000
Kabarole Research and Resource Centre (KRC)		646,141		646,141
Lutheran World Federation (LWF)		3,778,725	6,471,870	10,250,595
Lutheran World Relief (LWR)		200,000	300,000	500,000
Malteser International			1,299,513	1,299,513
Medical Teams International (MTI)		1,123,778	1,578,370	2,702,148
Mercy Corps			1,750,000	1,750,000
Norwegian Refugee Council (NRC)		5,270,707	15,932,411	21,203,118
OXFAM		3,420,398	10,397,865	13,818,263
Peace Winds Japan (PWJ)			2,213,621	2,213,621
Plan International (PI)			2,846,553	2,846,553
Prime Skills Foundation (PSF)			68,000	68,000
Right to Play (RtP)			700,000	700,000
Samaritan's Purse (SP)		620,000	400,000	1,020,000
Save the Children International (SCI)		3,941,834	7,359,143	11,300,977
Self Help Africa			280,000	280,000
The Uganda Down's Syndrome Association		10,000		10,000
TPO Uganda			1,338,945	1,338,945
Trocaire (Only operational in Palabek Settlement)			600,000	600,000
Tutapona Trauma Rehabilitation (TTR)			150,000	150,000
Uganda Red Cross Society (URCS)	35,000	2,012,067	1,728,186	3,775,253
Uganda Women for Water and Sanitation (UWWS)		42,000	487,000	529,000
United Nations Children's Fund (UNICEF)	3,615,469	15,320,404	29,253,093	48,188,966
United Nations Development Programme (UNDP)	2,330,000	2,710,000	7,410,000	12,450,000
United Nations Entity for Gender Equality and the Empowerment of Women (UN WOMEN)			3,250,000	3,250,000
United Nations Food and Agriculture Organization (FAO)	2,247,149	8,551,689	17,014,009	27,812,847
United Nations High Commissioner for Refugees (UNHCR)	10,500,000	190,000,000	185,500,000	386,000,000
United Nations Migration Agency (IOM)		11,520,950	10,291,400	21,812,350
United Nations Office for Project Services (UNOPS)			3,000,000	3,000,000

ORGANIZATION	BURUNDI	DRC & Other	SOUTH SUDAN	TOTAL
United Nations Population Fund (UNFPA)	699,200	1,844,000	7,311,722	9,854,922
United Nations World Food Programme (WFP)	5,688,297	67,822,247	139,647,104	213,157,647
United Nations World Health Organization (WHO)	350,000	2,337,582	2,553,488	5,241,070
War Child Canada (WCC)			1,270,000	1,270,000
War Child Holland (WCH)		775,000	1,125,000	1,900,000
Water Mission Uganda (WMU)			400,000	400,000
Welthungerhilfe			1,800,000	1,800,000
Windle International Uganda		378,000	972,972	1,350,972
World Vision International (WVI)		1,460,480	6,000,000	7,460,480
ZOA			1,100,000	1,100,000
TOTAL	26,242,545	365,954,128	534,818,823	927,015,495

By Sector & Refugee Population

SECTOR	BURUNDI	DRC & Other	SOUTH SUDAN	TOTAL
Protection	4,355,427	63,240,874	78,709,112	146,305,412
Education	2,452,058	48,854,991	70,837,373	122,144,422
Energy & Environment	1,692,794	27,724,345	29,652,007	59,069,146
Food Security	5,035,393	60,004,003	124,082,767	189,122,163
Health & Nutrition	4,207,050	41,786,256	56,932,165	102,925,471
Livelihoods & Resilience	5,393,857	50,234,605	92,021,293	147,649,754
Shelter, Settlement & NFI	1,405,242	32,548,535	36,928,144	70,881,922
WASH	1,700,724	41,560,519	45,655,961	88,917,204
TOTAL	26,242,545	365,954,128	534,818,823	927,015,495

2020 Financial Requirements Summary

ORGANIZATION	BURUNDI	DRC & Other	SOUTH SUDAN	TOTAL
Action Against Hunger (ACF)		2,900,000	3,500,000	6,400,000
African Women and Youth Action for Development (AWYAD)		300,000	300,000	600,000
Agency for Technical Cooperation and Development (ACTED)		1,000,000	1,000,000	2,000,000
American Refugee Committee (ARC)	326,784	2,208,578	2,014,430	4,549,792
Association for Aid and Relief, Japan (AAR Japan)			1,000,000	1,000,000
Association of Volunteers in Internation Service (AVSI)		7,340,000	460,277	7,800,277
Building Resources Across Communities (BRAC)		200,000	350,000	550,000
Care and Assistance For Forced Migrants (CAFOMI)	518,680	571,557	1,212,868	2,303,105
CARE International		499,183	162,396	661,579
Caritas Uganda			1,350,000	1,350,000
Catholic Organization for Relief and Development Aid (CORDAID)		1,563,000	2,147,000	3,710,000
Catholic Relief Services		3,895,881	7,510,658	11,406,539
Cooperazione e Sviluppo (CESVI)			300,000	300,000
DanChurchAid (DCA)			3,600,000	3,600,000
Danish Refugee Council (DRC)		13,500,000	13,199,975	26,699,975
Enabel			549,753	549,753
Finn Church Aid (FCA)		1,800,000	3,500,000	5,300,000
Finnish Refugee Council (FRC)		240,000	560,000	800,000
Food for the Hungry (FH)			2,200,000	2,200,000
Humane Africa Mission		450,000	1,150,000	1,600,000
Humanitarian OpenStreetMap Team (HOT)		500,000		500,000
Humanity & Inclusion (HI)			400,000	400,000
IMPACT Initiatives	15,127	220,969	386,054	622,150
Inter-church Organization for Development Cooperation (ICCO)			210,115	210,115
International Aid Services (IAS)		-	95,809	95,809
International Rescue Committee (IRC)		771,407	1,465,045	2,236,452
Internews		400,000		400,000

ORGANIZATION	BURUNDI	DRC & Other	SOUTH SUDAN	TOTAL
IsraAid			120,000	120,000
Jesuit Refugee Service (JRS)			717,322	717,322
Johanniter		255,000	267,000	522,000
Kabarole Research and Resource Centre (KRC)		795,688		795,688
Lutheran World Federation (LWF)		3,385,438	5,117,388	8,502,826
Lutheran World Relief (LWR)		200,000	300,000	500,000
Malteser International			946,200	946,200
Medical Teams International (MTI)		1,000,000	1,000,000	2,000,000
Mercy Corps			125,000	125,000
Norwegian Refugee Council (NRC)		6,948,342	12,885,700	19,834,042
OXFAM		2,907,338	8,318,292	11,225,630
Peace Winds Japan (PWJ)			-	-
Plan International (PI)			2,059,830	2,059,830
Prime Skills Foundation (PSF)			68,000	68,000
Right to Play (RtP)			1,000,000	1,000,000
Samaritan's Purse (SP)		620,000	310,000	930,000
Save the Children International (SCI)		3,734,587	7,370,925	11,105,512
Self Help Africa			420,000	420,000
The Uganda Down's Syndrome Association		10,000		10,000
TPO Uganda			1,540,000	1,540,000
Trocaire (Only operational in Palabek Settlement)			750,000	750,000
Tutapona Trauma Rehabilitation (TTR)			150,000	150,000
Uganda Red Cross Society (URCS)	25,000	1,424,533	624,107	2,073,640
Uganda Women for Water and Sanitation (UWWS)		132,000	487,000	619,000
United Nations Children's Fund (UNICEF)	3,052,378	13,956,550	26,697,100	43,706,028
United Nations Development Programme (UNDP)	1,890,000	2,310,000	6,960,000	11,160,000
United Nations Entity for Gender Equality and the Empowerment of Women (UN WOMEN)			3,250,000	3,250,000
United Nations Food and Agriculture Organization (FAO)	2,056,338	7,529,930	16,086,889	25,673,157
United Nations High Commissioner for Refugees (UNHCR)	10,109,698	119,568,426	200,383,005	330,061,129
United Nations Migration Agency (IOM)		6,986,700	8,025,700	15,012,400
United Nations Office for Project Services (UNOPS)			3,000,000	3,000,000

ORGANIZATION	BURUNDI	DRC & Other	SOUTH SUDAN	TOTAL
United Nations Population Fund (UNFPA)	699,200	1,844,000	7,311,722	9,854,922
United Nations World Food Programme (WFP)	5,374,556	72,016,516	130,247,010	207,638,082
United Nations World Health Organization (WHO)	385,000	2,571,340	2,808,836	5,765,176
War Child Canada (WCC)			2,127,500	2,127,500
War Child Holland (WCH)		350,000	1,050,000	1,400,000
Water Mission Uganda (WMU)			600,000	600,000
Welthungerhilfe			1,000,000	1,000,000
Windle International Uganda		378,000	972,972	1,350,972
World Vision International (WVI)		3,225,000	7,000,000	10,225,000
ZOA			500,000	500,000
TOTAL	24,452,761	290,509,963	511,221,879	826,184,603

By Sector & Refugee Population

SECTOR	BURUNDI	DRC & Other	SOUTH SUDAN	TOTAL
Protection	3,022,510	30,262,614	72,126,900	105,412,024
Education	1,870,835	29,644,942	56,968,303	88,484,079
Energy & Environment	2,051,588	24,294,074	43,525,424	69,871,086
Food Security	4,757,674	63,004,524	115,661,151	183,423,349
Health & Nutrition	5,733,612	51,735,699	61,430,936	118,900,246
Livelihoods & Resilience	4,229,316	37,415,552	71,700,664	113,345,532
Shelter, Settlement & NFI	1,628,933	27,634,016	48,124,775	77,387,724
WASH	1,158,294	26,518,543	41,683,725	69,360,562
TOTAL	24,452,761	290,509,963	511,221,879	826,184,603

