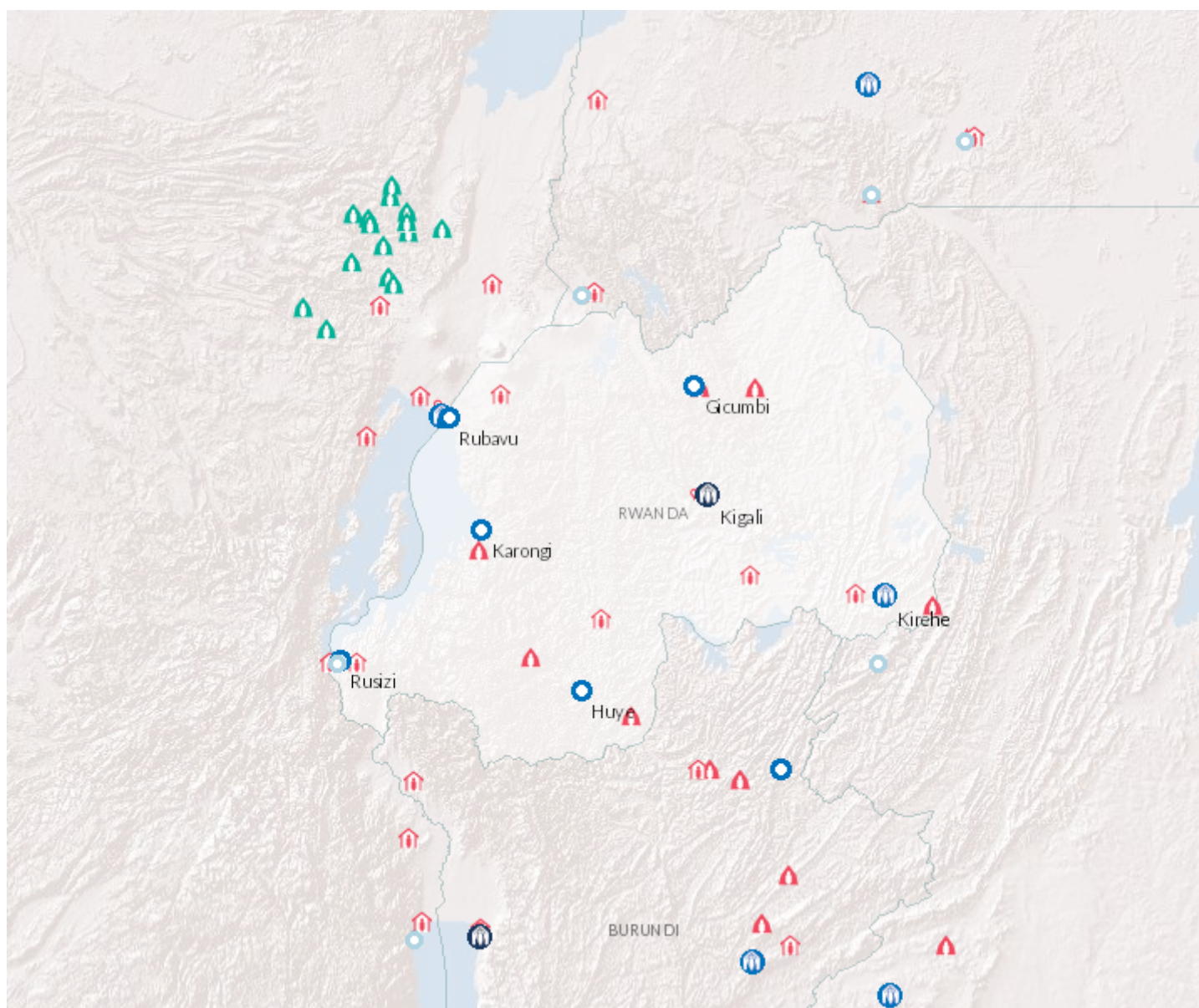


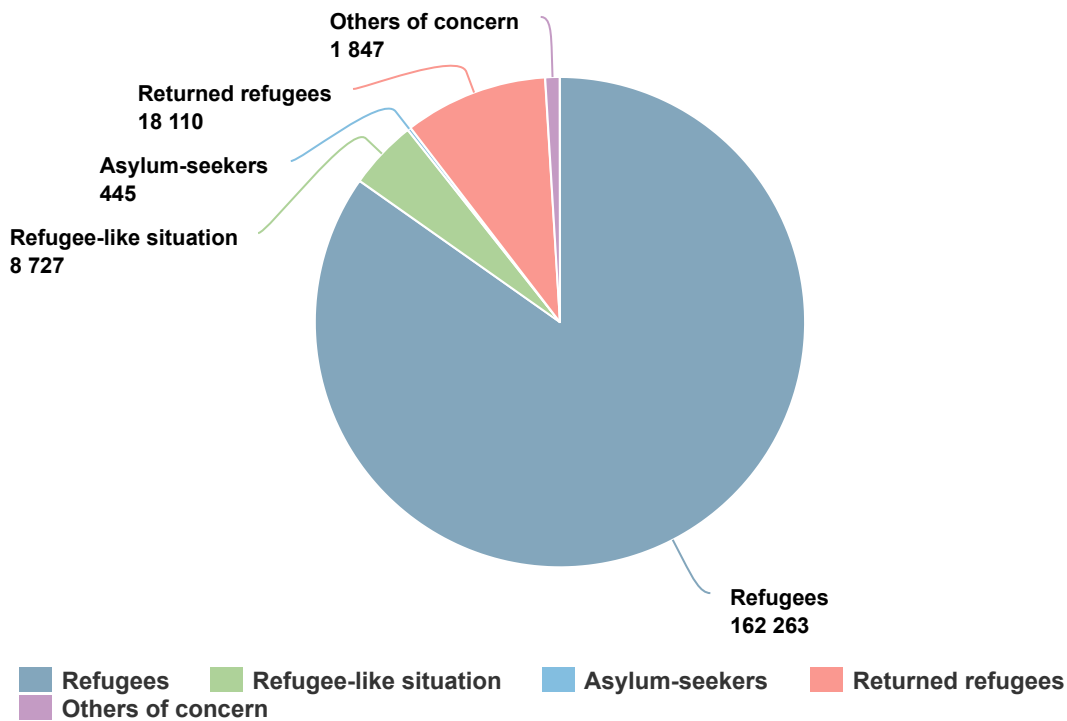
Operation: Rwanda



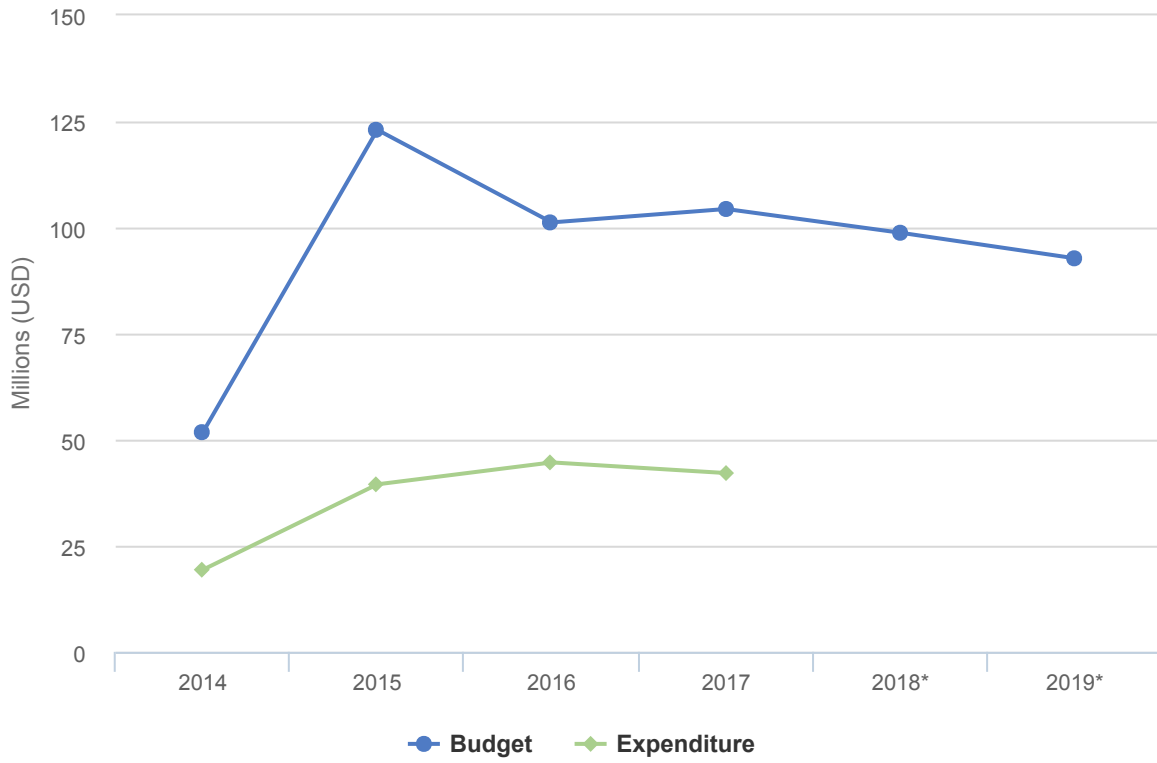
People of Concern

17% INCREASE IN 2017

2017	191,392
2016	164,080
2015	151,173



Budgets and Expenditure for Rwanda



Working environment

While Rwanda remains politically stable, the Great Lakes region continues to be characterised by security issues and a political volatility, leading to a potential influx of refugees and asylum-seekers to Rwanda. Rwanda hosts refugees from Burundi and the Democratic Republic of the Congo, and additionally is receiving thousands of returnees each year from other countries in the region. Rwanda has maintained its open borders and the majority of refugees are recognised on a *prima facie* basis. The Government also provides land, a scarce asset, to house refugees in six camps and reception and transit centres across the country. Efforts to integrate refugees into national social services are under way and advanced in some areas, such as education, whereas healthcare remains largely inaccessible. Refugees enjoy a legal access to the labour market, though efforts still need to be made to ensure this translates to reality.

UNHCR's long-term vision aims that by 2030 all refugees, including potential new influx, will be living safe, dignified and productive lives across Rwanda outside of camps and supported by government-led services and programmes. This is aligned with the inclusive 2030 Agenda for Sustainable Development. UNHCR implemented a five-year multi-year, multi-partner (MYMP) strategy in 2018 to work towards this inclusion. In February 2018 the Government of Rwanda formally adopted the Comprehensive Refugee Response Framework, further bolstering its commitment to include refugees in its development planning.

Key Priorities

The provision of protection and assistance to people of concern will remain UNHCR's priority in 2019. Durable solutions will continue to be sought, where applicable in the form of resettlement and voluntary repatriation. In line with UNHCR's long-term vision, the operation will also continue to pursue solutions by placing emphasis upon the integration of refugees into national systems using livelihoods and self-reliance strategies as a primary pathway to durable solutions. Socio-economic inclusion is the backbone of the pathway towards local integration as the most realistic durable solution for the majority of the refugee population.

2019 Revised Budget for Rwanda | USD

The following table presents the revised budget for this operation broken down at the objective level. Resource allocation at the objective level is subject to change during the course of the year as the operational situation evolves and priorities shift. The current budget by pillar, reflected in the bottom line of this table, is updated on a monthly basis and is replaced by the final budget at year-end.

	Pillar 1 Refugee programme	Pillar 3 Reintegration projects	Total
Favourable Protection Environment			
Legal remedies and legal assistance	1,134,078	0	1,134,078
Access to territory	33,725	0	33,725
Subtotal	1,167,803	0	1,167,803
Fair Protection Processes and Documentation			
Reception conditions	120,185	0	120,185
Registration and profiling	1,972,872	0	1,972,872
Individual documentation	919,309	0	919,309
Civil status documentation	1,107,627	0	1,107,627
Subtotal	4,119,992	0	4,119,992
Security from Violence and Exploitation			
SGBV prevention and response	4,138,424	0	4,138,424
Non-arbitrary detention	375,952	0	375,952
Child protection	3,541,817	0	3,541,817
Subtotal	8,056,192	0	8,056,192
Basic Needs and Essential Services			
Health	13,821,694	332,024	14,153,718
Reproductive health and HIV/ Aids response	2,725,753	0	2,725,753
Nutrition	1,430,735	0	1,430,735
Water	4,539,468	183,124	4,722,591
Sanitation and hygiene	5,028,623	302,024	5,330,646
Shelter and infrastructure	5,078,265	0	5,078,265
Energy	6,207,572	0	6,207,572
Basic and domestic and hygiene Items	6,206,462	0	6,206,462
Services for persons with specific needs	1,102,374	0	1,102,374
Education	15,294,713	0	15,294,713
Subtotal	61,435,660	817,171	62,252,831
Community Empowerment and Self Reliance			
Community mobilization	845,508	0	845,508
Co-existence with local communities	442,708	0	442,708
Natural resources and shared environment	768,321	0	768,321
Self-reliance and livelihoods	2,030,778	0	2,030,778

	Pillar 1 Refugee programme	Pillar 3 Reintegration projects	Total
Subtotal	4,087,315	0	4,087,315
Durable Solutions			
Voluntary return	0	1,832,829	1,832,829
Integration	136,725	0	136,725
Resettlement	479,687	0	479,687
Subtotal	616,413	1,832,829	2,449,242
Leadership, Coordination and Partnerships			
Coordination and partnerships	176,309	0	176,309
Camp management and coordination	200,366	0	200,366
Donor relations	173,707	0	173,707
Subtotal	550,382	0	550,382
Logistics and Operations Support			
Supply chain and logistics	6,919,854	0	6,919,854
Operations management, coordination and support	10,071,102	0	10,071,102
Subtotal	16,990,956	0	16,990,956
2019 Revised Budget	97,024,713	2,650,000	99,674,713
Increase / Decrease	-6,923,469	0	-6,923,469
2019 Current Budget	90,101,244	2,650,000	92,751,244