



Statistical Summary

as of
29-Feb-20

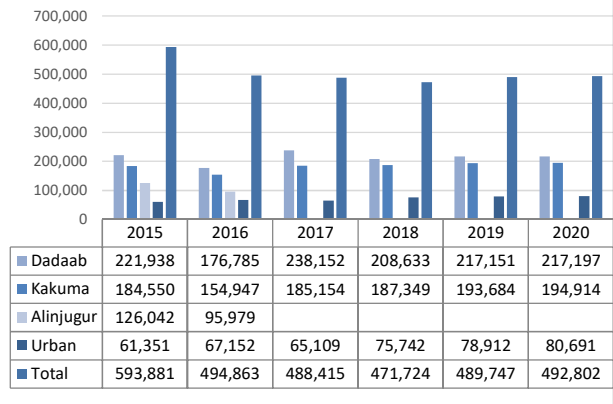
Refugees and Asylum Seekers in Kenya

	Total	Dadaab	Kakuma	Urban	
A. Refugees and Asylum Seekers	492,802	217,197	194,914	80,691	- Page 2
B. Registration	3,306	0	1,707	1,599	- Page 6
C. Refugee Status Determination					- Page 7
1. Applied	2,352	30	859	1,463	
2. Recognized	1	0	1	0	
3. Rejected	0	0	0	0	
4. Pending	52,864	1,575	23,806	27,483	
D. 2020 Resettlement Submissions	761				- Page 8
E. 2020 Resettlement Departures	24				- Page 9
F. 2020 Voluntary Repatriation	79	0	79	0	- Page 10

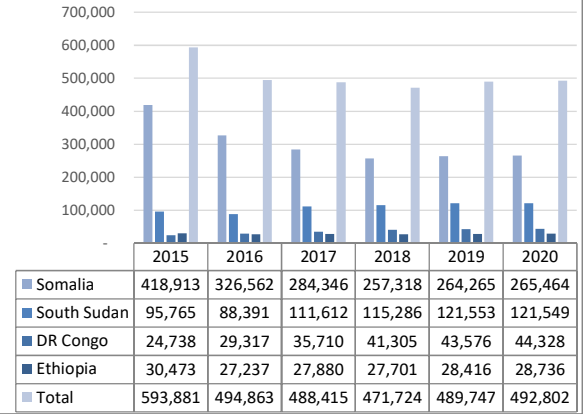
REFUGEES AND ASYLUM SEEKERS IN KENYA BY COUNTRY OF ORIGIN AND LOCATION

Country of Origin	2015					2016					2017				2018				2019				2020			
	Alinjgur	Dadaab	Kakuma	Nairobi	Total	Alinjgur	Dadaab	Kakuma	Nairobi	Total	Dadaab	Kakuma	Nairobi	Total	Dadaab	Kakuma	Nairobi	Total	Dadaab	Kakuma	Urban	Total	Dadaab	Kakuma	Urban	Total
Total	126,042	221,938	184,550	61,351	593,881	95,979	176,785	154,947	67,152	494,863	238,152	185,154	65,109	488,415	208,633	187,349	75,742	471,724	217,151	193,684	78,912	489,747	217,197	194,914	80,691	492,802
Somalia	122,663	208,741	54,886	32,623	418,913	93,342	165,388	37,813	30,019	326,562	229,064	35,549	19,733	284,346	200,886	33,844	22,588	257,318	208,431	34,620	21,214	264,265	209,192	34,681	21,591	265,464
South Sudan	32	1,277	93,413	1,043	95,765	13	1,095	84,983	2,300	88,391	990	105,168	5,454	111,612	978	108,450	5,858	115,286	938	112,189	8,426	121,553	493	112,615	8,441	121,549
DR Congo	154	187	9,861	14,536	24,738	68	150	9,753	19,346	29,317	114	11,533	24,063	35,710	93	12,232	28,980	41,305	77	13,453	30,046	43,576	36	13,638	30,654	44,328
Ethiopia	3,094	11,399	7,595	8,385	30,473	2,525	9,873	5,366	9,473	27,237	7,759	10,470	9,651	27,880	6,478	10,502	10,721	27,701	7,502	10,148	10,766	28,416	7,364	10,340	11,032	28,736
Burundi	70	138	6,804	1,300	8,312	14	120	6,164	2,163	8,461	83	10,134	2,611	12,828	65	10,020	3,237	13,322	72	11,235	3,791	15,098	15	11,475	4,155	15,645
Sudan	-	74	10,023	169	10,266	1	58	9,078	169	9,306	53	9,789	166	10,008	46	9,879	181	10,106	46	9,700	180	9,926	24	9,773	180	9,977
Uganda	12	67	1,158	670	1,907	7	72	1,159	732	1,970	57	1,705	720	2,482	65	1,501	846	2,412	70	1,523	906	2,499	70	1,551	969	2,590
Eritrea	-	18	126	1,481	1,625	-	9	55	1,526	1,590	8	60	1,273	1,341	4	192	1,607	1,803	4	34	1,793	1,831	-	34	1,840	1,874
Rwanda	14	20	615	960	1,609	6	17	505	1,102	1,630	16	611	1,015	1,642	11	612	1,117	1,740	7	652	1,129	1,788	-	662	1,161	1,823
Other	3	17	69	184	273	3	3	71	322	399	8	135	423	566	7	117	607	731	4	130	661	795	3	145	668	816

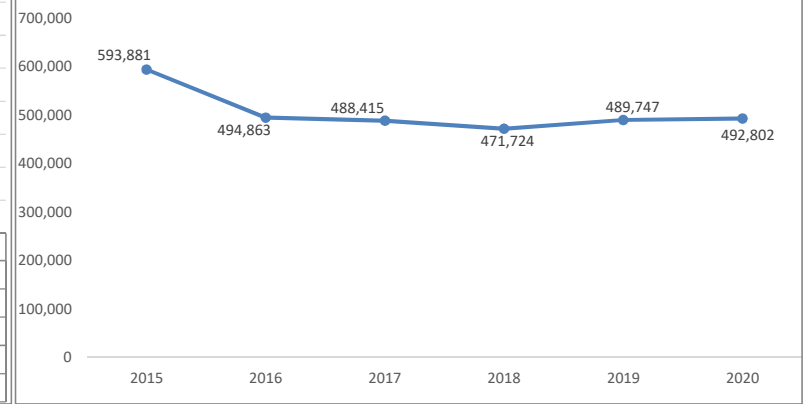
TREND BY LOCATION



TREND BY MAJOR COUNTRIES OF ORIGIN

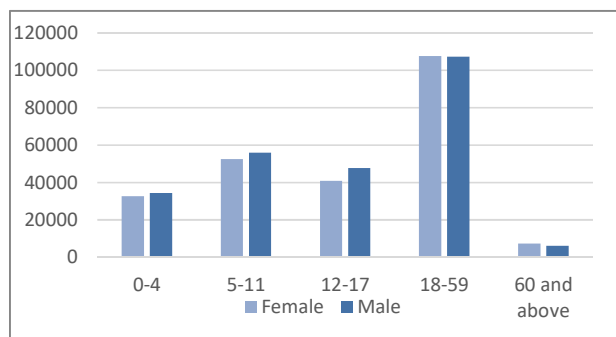


TREND SINCE 2015

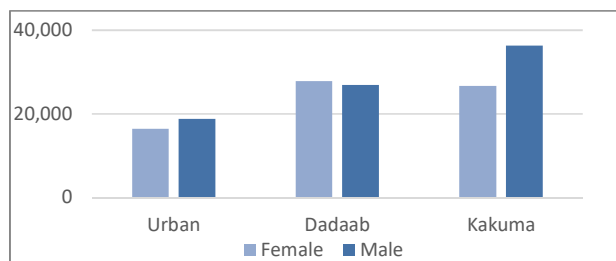


REFUGEES AND ASYLUM SEEKERS IN KENYA : DEMOGRAPHIC BREAKDOWN

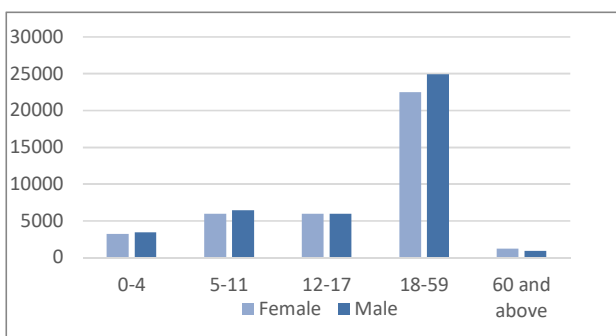
Total Kenya	Age Group	Sex				Total	
		Female		Male			
		#	%	#	%	#	%
0-4	32,667	6.6%	34,378	7.0%	67,045	13.6%	
5-11	52,658	10.7%	55,844	11.3%	108,502	22.0%	
12-17	40,784	8.3%	47,725	9.7%	88,509	18.0%	
18-59	107,744	21.9%	107,485	21.8%	215,229	43.7%	
60 and above	7,352	1.5%	6,165	1.3%	13,517	2.7%	
Total	241,205	48.9%	251,597	51.1%	492,802		



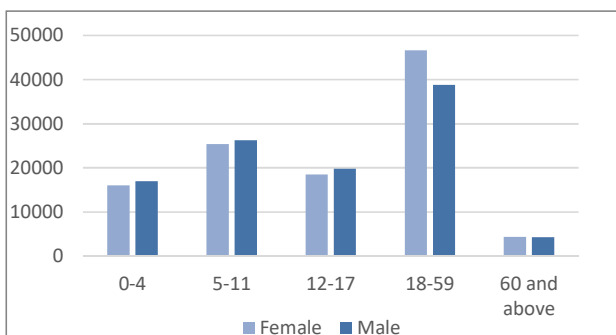
18 - 35 years	Site Name	Sex				Total	
		Female		Male			
		#	%	#	%	#	%
Urban	16,425	10.7%	18,792	12.3%	35,217	23.0%	
Dadaab	27,787	18.2%	26,889	17.6%	54,676	35.7%	
Kakuma	26,742	17.5%	36,368	23.8%	63,110	41.2%	
Total	70,954	46.4%	82,049	53.6%	153,003		



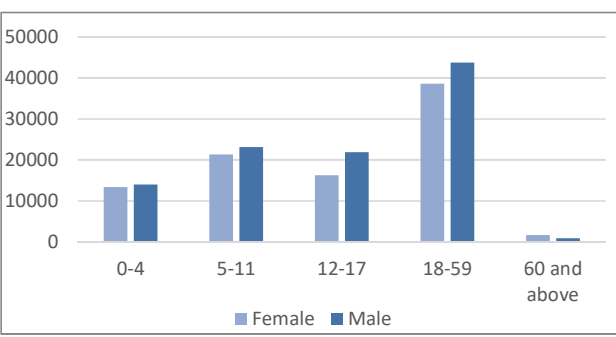
Urban	Age Group	Sex				Total	
		Female		Male			
		#	%	#	%	#	%
0-4	3,216	4.0%	3,482	4.3%	6,698	8.3%	
5-11	5,957	7.4%	6,447	8.0%	12,404	15.4%	
12-17	6,009	7.4%	5,983	7.4%	11,992	14.9%	
18-59	22,497	27.9%	24,933	30.9%	47,430	58.8%	
60 and above	1,231	1.5%	936	1.2%	2,167	2.7%	
Total	38,910	48.2%	41,781	51.8%	80,691		



Dadaab	Age Group	Sex				Total	
		Female		Male			
		#	%	#	%	#	%
0-4	16,059	7.4%	16,938	7.8%	32,997	15.2%	
5-11	25,374	11.7%	26,265	12.1%	51,639	23.8%	
12-17	18,471	8.5%	19,862	9.1%	38,333	17.6%	
18-59	46,643	21.5%	38,831	17.9%	85,474	39.4%	
60 and above	4,427	2.0%	4,327	2.0%	8,754	4.0%	
Total	110,974	51.1%	106,223	48.9%	217,197		

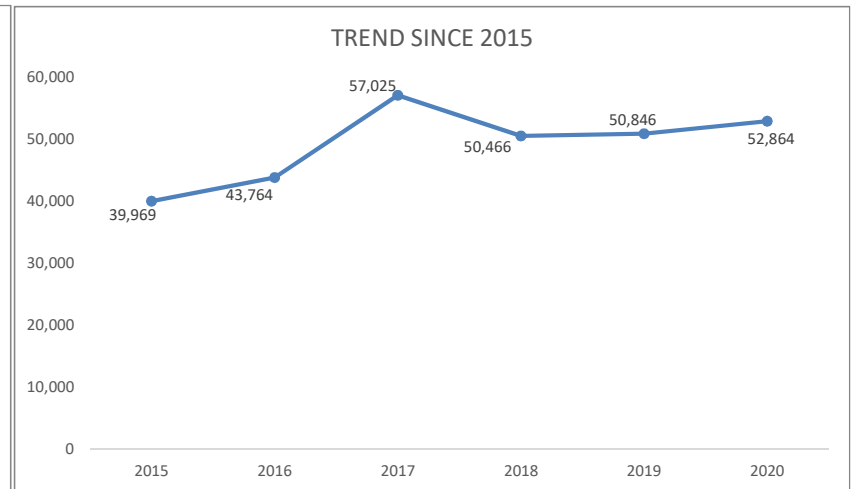
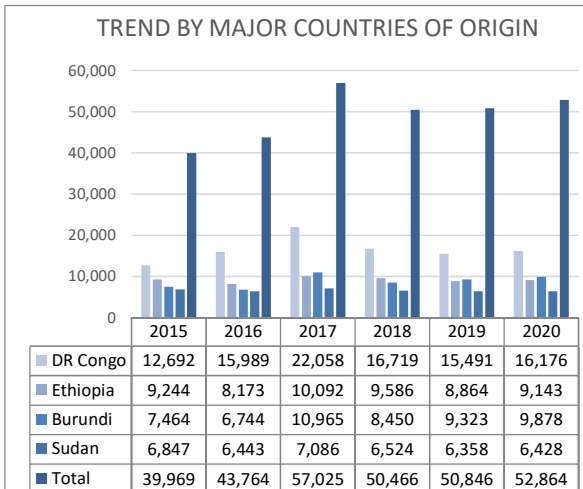
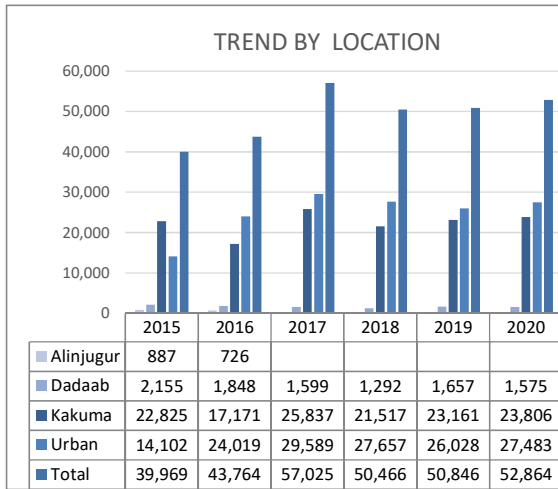


Kakuma	Age Group	Sex				Total	
		Female		Male			
		#	%	#	%	#	%
0-4	13,392	6.9%	13,958	7.2%	27,350	14.0%	
5-11	21,327	10.9%	23,132	11.9%	44,459	22.8%	
12-17	16,304	8.4%	21,880	11.2%	38,184	19.6%	
18-59	38,604	19.8%	43,721	22.4%	82,325	42.2%	
60 and above	1,694	0.9%	902	0.5%	2,596	1.3%	
Total	91,321	46.9%	103,593	53.1%	194,914		



ASYLUM SEEKERS STATISTICS BY COUNTRY OF ORIGIN AND LOCATION

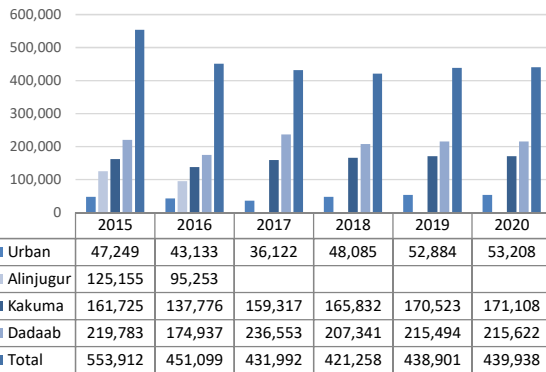
Country of Origin	2015					2016					2017					2018				2019				2020			
	Alinjugur	Dadaab	Kakuma	Nairobi	Total	Alinjugur	Dadaab	Kakuma	Nairobi	Total	Dadaab	Kakuma	Nairobi	Total	Dadaab	Kakuma	Nairobi	Total	Dadaab	Kakuma	Urban	Total	Dadaab	Kakuma	Urban	Total	
Total	887	2,155	22,825	14,102	39,969	726	1,848	17,171	24,019	43,764	1,599	25,837	29,589	57,025	1,292	21,517	27,657	50,466	1,657	23,161	26,028	50,846	1,575	23,806	27,483	52,864	
DR Congo	122	17	4,302	8,251	12,692	39	16	2,523	13,411	15,989	14	4,222	17,822	22,058	8	3,465	13,246	16,719	6	4,493	10,992	15,491	1	4,693	11,482	16,176	
Ethiopia	514	1,900	4,147	2,683	9,244	425	1,583	2,133	4,032	8,173	1,129	3,786	5,177	10,092	881	3,286	5,419	9,586	1,199	3,162	4,503	8,864	1,208	3,189	4,746	9,143	
Burundi	63	97	6,323	981	7,464	11	38	4,901	1,794	6,744	27	8,763	2175	10,965	22	6,239	2,189	8,450	30	6,878	2,415	9,323	3	7,096	2,779	9,878	
Sudan	-	9	6,806	32	6,847	-	2	6,385	56	6,443	2	7,021	63	7,086	2	6,455	67	6,524	15	6,291	52	6,358	1	6,372	55	6,428	
Somalia	164	89	61	679	993	244	162	109	1,599	2,114	364	214	2,119	2,697	330	310	4,180	4,820	340	587	5,572	6,499	340	621	5,788	6,749	
Uganda	9	9	744	508	1,270	1	10	783	545	1,339	9	1,311	533	1,853	6	1,124	439	1,569	6	1,151	452	1,609	6	1,178	515	1,699	
Eritrea	-	3	57	336	396	-	2	12	495	509	2	15	632	649	2	158	936	1,096	2	10	950	962	-	11	993	1,004	
Rwanda	14	11	344	427	796	6	10	281	613	910	13	400	663	1,076	7	404	681	1,092	7	465	584	1,056	-	474	615	1,089	
Other	1	14	38	120	173	-	3	44	246	293	4	105	339	448	3	70	453	526	1	79	461	541	-	94	465	559	
South Sudan	-	6	3	85	94	-	22	-	1,228	1,250	35	-	66	101	31	6	47	84	51	45	47	143	16	78	45	139	



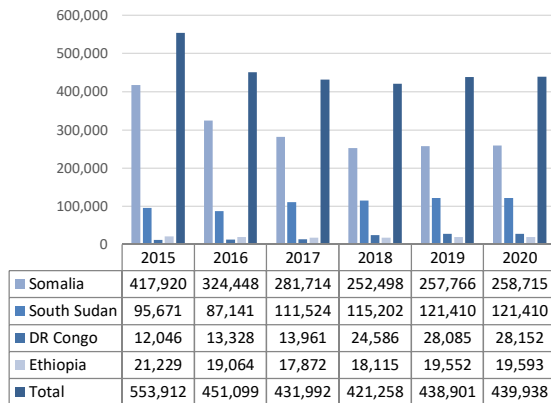
REFUGEES IN KENYA BY COUNTRY OF ORIGIN AND LOCATION

Country of Origin	2015					2016					2017				2018				2019				2020			
	Alinjugur	Dadaab	Kakuma	Nairobi	Total	Alinjugur	Dadaab	Kakuma	Nairobi	Total	Dadaab	Kakuma	Nairobi	Total	Dadaab	Kakuma	Nairobi	Total	Dadaab	Kakuma	Urban	Total	Dadaab	Kakuma	Urban	Total
Total	125,155	219,783	161,725	47,249	553,912	95,253	174,937	137,776	43,133	451,099	236,553	159,317	36,122	431,992	207,341	165,832	48,085	421,258	215,494	170,523	52,884	438,901	215,622	171,108	53,208	439,938
Somalia	122,499	208,652	54,825	31,944	417,920	93,099	165,225	37,704	28,420	324,448	228,700	35,335	17,679	281,714	200,556	33,534	18,408	252,498	208,091	34,033	15,642	257,766	208,852	34,060	15,803	258,715
South Sudan	32	1,271	93,410	958	95,671	13	1,073	84,983	1,072	87,141	955	105,168	5,401	111,524	947	108,444	5,811	115,202	887	112,144	8,379	121,410	477	112,537	8,396	121,410
DR Congo	32	170	5,559	6,285	12,046	29	134	7,230	5,935	13,328	100	7,311	6,550	13,961	85	8,767	15,734	24,586	71	8,960	19,054	28,085	35	8,945	19,172	28,152
Ethiopia	2,580	9,499	3,448	5,702	21,229	2,099	8,291	3,233	5,441	19,064	6,630	6,684	4,558	17,872	5,597	7,216	5,302	18,115	6,303	6,986	6,263	19,552	6,156	7,151	6,286	19,593
Burundi	7	41	481	319	848	3	82	1,263	369	1,717	56	1,371	478	1,905	43	3,781	1,048	4,872	42	4,357	1,376	5,775	12	4,379	1,376	5,767
Sudan	-	65	3,217	137	3,419	1	56	2,693	113	2,863	51	2,768	105	2,924	44	3,424	114	3,582	31	3,409	128	3,568	23	3,401	125	3,549
Uganda	3	58	414	162	637	6	62	376	187	631	48	394	192	634	59	377	407	843	64	372	454	890	64	373	454	891
Eritrea	-	15	69	1,145	1,229	-	7	43	1,031	1,081	6	45	657	708	2	34	671	707	2	24	843	869	0	23	847	870
Rwanda	-	9	271	533	813	-	7	224	489	720	3	211	372	586	4	208	436	648	0	187	545	732	0	188	546	734
Other	2	3	31	64	100	3	-	27	76	106	4	30	130	164	4	47	154	205	3	51	200	254	3	51	203	257

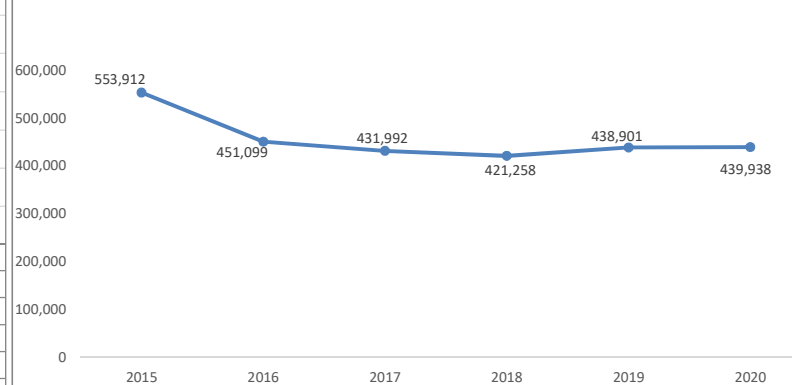
TREND BY LOCATION



TREND BY MAJOR COUNTRIES OF ORIGIN



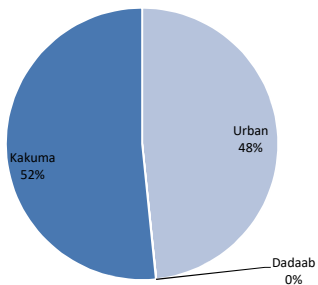
TREND SINCE 2015



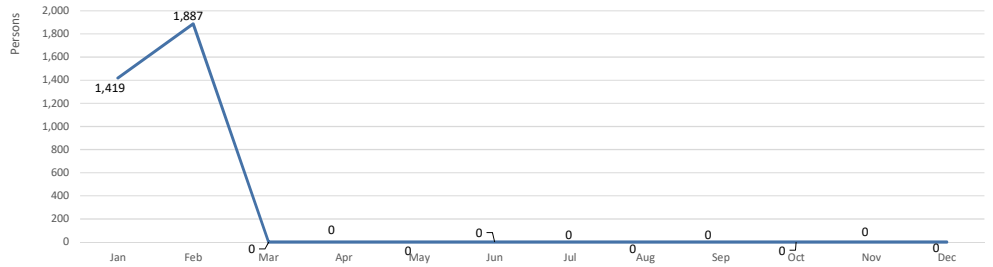
KENYA REGISTRATION TREND BY LOCATION AND COUNTRY OF ORIGIN

	Month	Total	Country of Origin																												
			AFG	ANG	BDI	BKF	CAR	COB	COD	CMR	ERT	ETH	ICO	LBR	NIG	RSA	RWA	SLE	SOM	SSD	SUD	SYR	TAN	TIB	TUR	UGA	YEM	ZIM	OTHER		
Total Kenya	Jan	1,419	-	-	273	-	-	-	277	1	24	127	-	-	-	-	27	-	178	408	56	-	1	-	1	41	4	-	1		
	Feb	1,887	-	-	306	-	-	5	437	1	14	146	-	-	-	-	6	-	109	730	64	-	-	-	-	67	2	-	-		
	Mar	0	-	-	-	-	-	-	-	-	-	-	-	-	-	-	-	-	-	-	-	-	-	-	-	-	-	-	-	-	
	Apr	0	-	-	-	-	-	-	-	-	-	-	-	-	-	-	-	-	-	-	-	-	-	-	-	-	-	-	-	-	
	May	0	-	-	-	-	-	-	-	-	-	-	-	-	-	-	-	-	-	-	-	-	-	-	-	-	-	-	-	-	
	Jun	0	-	-	-	-	-	-	-	-	-	-	-	-	-	-	-	-	-	-	-	-	-	-	-	-	-	-	-	-	
	Jul	0	-	-	-	-	-	-	-	-	-	-	-	-	-	-	-	-	-	-	-	-	-	-	-	-	-	-	-	-	
	Aug	0	-	-	-	-	-	-	-	-	-	-	-	-	-	-	-	-	-	-	-	-	-	-	-	-	-	-	-	-	-
	Sep	0	-	-	-	-	-	-	-	-	-	-	-	-	-	-	-	-	-	-	-	-	-	-	-	-	-	-	-	-	-
	Oct	0	-	-	-	-	-	-	-	-	-	-	-	-	-	-	-	-	-	-	-	-	-	-	-	-	-	-	-	-	-
	Nov	0	-	-	-	-	-	-	-	-	-	-	-	-	-	-	-	-	-	-	-	-	-	-	-	-	-	-	-	-	-
	Dec	0	-	-	-	-	-	-	-	-	-	-	-	-	-	-	-	-	-	-	-	-	-	-	-	-	-	-	-	-	-
	Total	3,306	0	0	579	0	0	5	714	2	38	273	0	0	0	0	33	0	287	1,138	120	0	1	0	1	108	6	0	1		
Urban	Jan	724	-	-	140	-	-	-	220	1	23	119	-	-	-	-	21	-	155	17	-	-	1	-	1	23	2	-	1		
	Feb	875	-	-	219	-	-	2	331	1	14	130	-	-	-	-	3	-	103	23	2	-	-	-	-	45	2	-	-		
	Mar	0	-	-	-	-	-	-	-	-	-	-	-	-	-	-	-	-	-	-	-	-	-	-	-	-	-	-	-	-	
	Apr	0	-	-	-	-	-	-	-	-	-	-	-	-	-	-	-	-	-	-	-	-	-	-	-	-	-	-	-	-	
	May	0	-	-	-	-	-	-	-	-	-	-	-	-	-	-	-	-	-	-	-	-	-	-	-	-	-	-	-	-	
	Jun	0	-	-	-	-	-	-	-	-	-	-	-	-	-	-	-	-	-	-	-	-	-	-	-	-	-	-	-	-	
	Jul	0	-	-	-	-	-	-	-	-	-	-	-	-	-	-	-	-	-	-	-	-	-	-	-	-	-	-	-	-	
	Aug	0	-	-	-	-	-	-	-	-	-	-	-	-	-	-	-	-	-	-	-	-	-	-	-	-	-	-	-	-	-
	Sep	0	-	-	-	-	-	-	-	-	-	-	-	-	-	-	-	-	-	-	-	-	-	-	-	-	-	-	-	-	-
	Oct	0	-	-	-	-	-	-	-	-	-	-	-	-	-	-	-	-	-	-	-	-	-	-	-	-	-	-	-	-	-
	Nov	0	-	-	-	-	-	-	-	-	-	-	-	-	-	-	-	-	-	-	-	-	-	-	-	-	-	-	-	-	-
	Dec	0	-	-	-	-	-	-	-	-	-	-	-	-	-	-	-	-	-	-	-	-	-	-	-	-	-	-	-	-	-
	Total	1,599	0	0	359	0	0	2	551	2	37	249	0	0	0	0	24	0	258	40	2	0	1	0	1	68	4	0	1		
Dadaab	Jan	0	-	-	-	-	-	-	-	-	-	-	-	-	-	-	-	-	-	-	-	-	-	-	-	-	-	-	-		
	Feb	0	-	-	-	-	-	-	-	-	-	-	-	-	-	-	-	-	-	-	-	-	-	-	-	-	-	-	-	-	
	Mar	0	-	-	-	-	-	-	-	-	-	-	-	-	-	-	-	-	-	-	-	-	-	-	-	-	-	-	-	-	
	Apr	0	-	-	-	-	-	-	-	-	-	-	-	-	-	-	-	-	-	-	-	-	-	-	-	-	-	-	-	-	
	May	0	-	-	-	-	-	-	-	-	-	-	-	-	-	-	-	-	-	-	-	-	-	-	-	-	-	-	-	-	
	Jun	0	-	-	-	-	-	-	-	-	-	-	-	-	-	-	-	-	-	-	-	-	-	-	-	-	-	-	-	-	
	Jul	0	-	-	-	-	-	-	-	-	-	-	-	-	-	-	-	-	-	-	-	-	-	-	-	-	-	-	-	-	
	Aug	0	-	-	-	-	-	-	-	-	-	-	-	-	-	-	-	-	-	-	-	-	-	-	-	-	-	-	-	-	-
	Sep	0	-	-	-	-	-	-	-	-	-	-	-	-	-	-	-	-	-	-	-	-	-	-	-	-	-	-	-	-	-
	Oct	0	-	-	-	-	-	-	-	-	-	-	-	-	-	-	-	-	-	-	-	-	-	-	-	-	-	-	-	-	-
	Nov	0	-	-	-	-	-	-	-	-	-	-	-	-	-	-	-	-	-	-	-	-	-	-	-	-	-	-	-	-	-
	Dec	0	-	-	-	-	-	-	-	-	-	-	-	-	-	-	-	-	-	-	-	-	-	-	-	-	-	-	-	-	-
	Total	0	0	0	0	0	0	0	0	0	0	0	0	0	0	0	0	0	0	0	0	0	0	0	0	0	0	0	0	0	
Kakuma	Jan	695	-	-	133	-	-	-	57	-	1	8	-	-	-	-	6	-	23	391	56	-	-	-	-	18	2	-	-		
	Feb	1,012	-	-	87	-	-	3	106	-	-	16	-	-	-	-	3	-	6	707	62	-	-	-	-	22	-	-	-		
	Mar	0	-	-	-	-	-	-	-	-	-	-	-	-	-	-	-	-	-	-	-	-	-	-	-	-	-	-	-	-	
	Apr	0	-	-	-	-	-	-	-	-	-	-	-	-	-	-	-	-	-	-	-	-	-	-	-	-	-	-	-	-	
	May	0	-	-	-	-	-	-	-	-	-	-	-	-	-	-	-	-	-	-	-	-	-	-	-	-	-	-	-	-	
	Jun	0	-	-	-	-	-	-	-	-	-	-	-	-	-	-	-	-	-	-	-	-	-	-	-	-	-	-	-	-	
	Jul	0	-	-	-	-	-	-	-	-	-	-	-	-	-	-	-	-	-	-	-	-	-	-	-	-	-	-	-	-	
	Aug	0	-	-	-	-	-	-	-	-	-	-	-	-	-	-	-	-	-	-	-	-	-	-	-	-	-	-	-	-	-
	Sep	0	-	-	-	-	-	-	-	-	-	-	-	-	-	-	-	-	-	-	-	-	-	-	-	-	-	-	-	-	-
	Oct	0	-	-	-	-	-	-	-	-	-	-	-	-	-	-	-	-	-	-	-	-	-	-	-	-	-	-	-	-	-
	Nov	0	-	-	-	-	-	-	-	-	-	-	-	-	-	-	-	-	-	-	-	-	-	-	-	-	-	-	-	-	-
	Dec	0	-	-	-	-	-	-	-	-	-	-	-	-	-	-	-	-	-	-	-	-	-	-	-	-	-	-	-	-	-
	Total	1,707	0	0	220	0	0	3	163	0	1	24	0	0	0	0	9	0	29	1,098	118	0	0	0	0	40	2	0	0		

Registration Distribution by Location

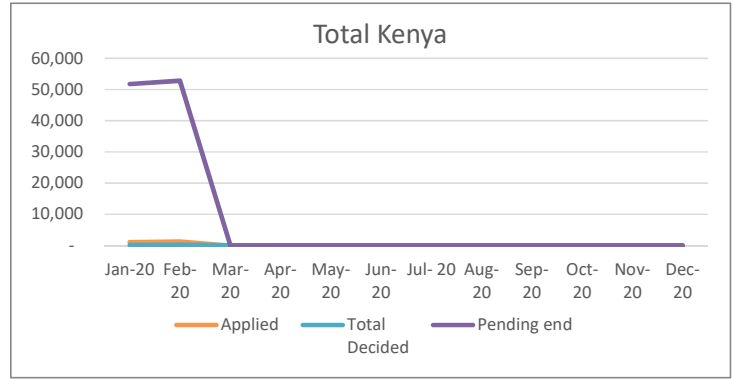


Monthly Registration Trend 2020

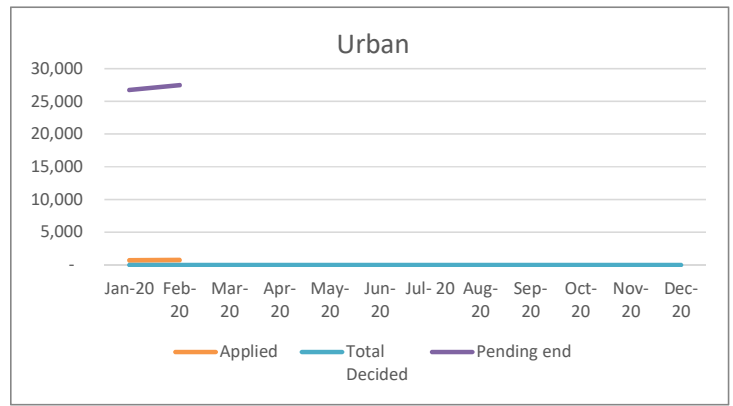


Individual Asylum Applications and Refugee Status Determination Trend

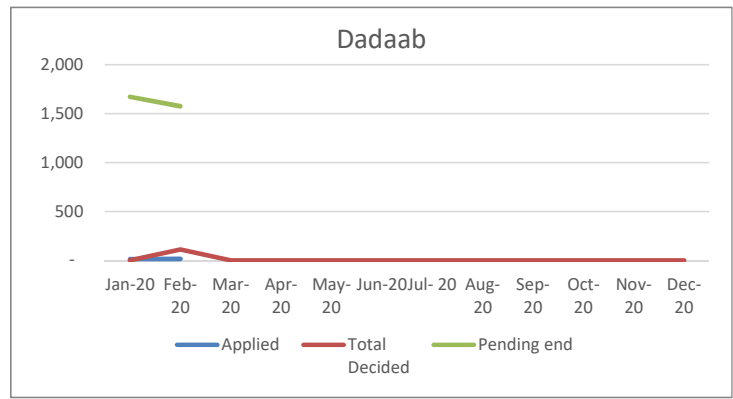
Total	Month	Pending begin	Applied	Reco-gnized	Reje-cted	Oth. Closed	Total Decided	Pending end
	Jan-20	50,846	1,034	1	-	103	104	51,776
	Feb-20	51,776	1,318	-	-	230	230	52,864
	Mar-20	0	-	-	-	-	-	0
	Apr-20	0	-	-	-	-	-	0
	May-20	0	-	-	-	-	-	0
	Jun-20	0	-	-	-	-	-	0
	Jul-20	0	-	-	-	-	-	0
	Aug-20	0	-	-	-	-	-	0
	Sep-20	0	-	-	-	-	-	0
	Oct-20	0	-	-	-	-	-	0
	Nov-20	0	-	-	-	-	-	0
	Dec-20	0	-	-	-	-	-	0
Total		2,352	1	-	333	334		



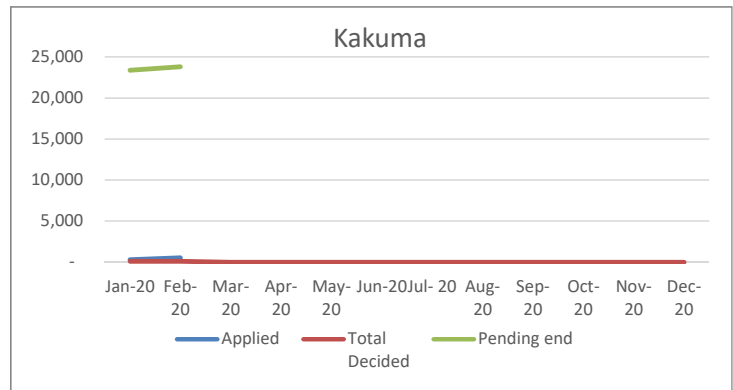
Urban	Month	Pending begin	Applied	Reco-gnized	Reje-cted	Oth. Closed	Total Decided	Pending end
	Jan-20	26,028	716	-	-	-	-	26,744
	Feb-20	26,744	747	-	-	8	8	27,483
	Mar-20	0	-	-	-	-	-	0
	Apr-20	0	-	-	-	-	-	0
	May-20	0	-	-	-	-	-	0
	Jun-20	0	-	-	-	-	-	0
	Jul-20	0	-	-	-	-	-	0
	Aug-20	0	-	-	-	-	-	0
	Sep-20	0	-	-	-	-	-	0
	Oct-20	0	-	-	-	-	-	0
	Nov-20	0	-	-	-	-	-	0
	Dec-20	0	-	-	-	-	-	0
Total		1,463	-	-	8	8	27,483	



Dadaab	Month	Pending begin	Applied	Reco-gnized	Reje-cted	Oth. Closed	Total Decided	Pending end
	Jan-20	1,657	14	-	-	-	-	1,671
	Feb-20	1,671	16	-	-	112	112	1,575
	Mar-20	0	-	-	-	-	-	0
	Apr-20	0	-	-	-	-	-	0
	May-20	0	-	-	-	-	-	0
	Jun-20	0	-	-	-	-	-	0
	Jul-20	0	-	-	-	-	-	0
	Aug-20	0	-	-	-	-	-	0
	Sep-20	0	-	-	-	-	-	0
	Oct-20	0	-	-	-	-	-	0
	Nov-20	0	-	-	-	-	-	0
	Dec-20	0	-	-	-	-	-	0
Total		30	-	-	112	112	1,575	



Kakuma	Month	Pending begin	Applied	Reco-gnized	Reje-cted	Oth. Closed	Total Decided	Pending end
	Jan-20	23,161	304	1	-	103	104	23,361
	Feb-20	23,361	555	-	-	110	110	23,806
	Mar-20	0	-	-	-	-	-	0
	Apr-20	0	-	-	-	-	-	0
	May-20	0	-	-	-	-	-	0
	Jun-20	0	-	-	-	-	-	0
	Jul-20	0	-	-	-	-	-	0
	Aug-20	0	-	-	-	-	-	0
	Sep-20	0	-	-	-	-	-	0
	Oct-20	0	-	-	-	-	-	0
	Nov-20	0	-	-	-	-	-	0
	Dec-20	0	-	-	-	-	-	0
Total		859	1	-	213	214	23,806	



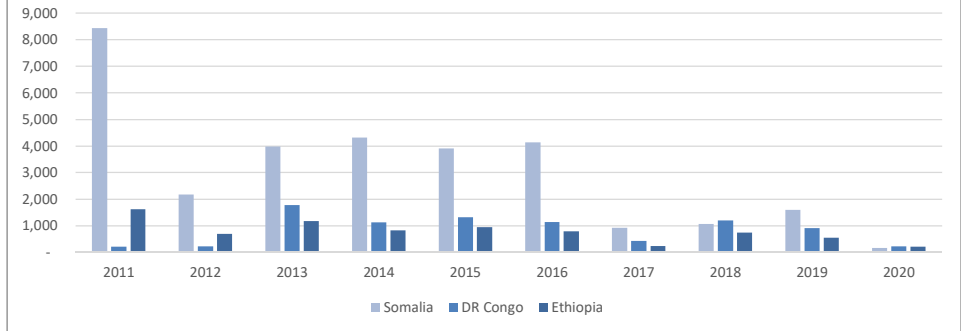
RESETTLEMENT SUBMISSION BY COUNTRY OF ORIGIN

Country of Origin	2011	2012	2013	2014	2015	2016	2017	2018	2019	2020	Total
Somalia	8,439	2,170	3,985	4,325	3,909	4,147	929	1,068	1,605	158	30,735
DR Congo	218	230	1,783	1,132	1,326	1,143	424	1,203	916	227	8,602
Ethiopia	1,617	700	1,181	830	941	785	237	748	553	208	7,800
South Sudan	-	33	214	111	420	701	143	1,229	754	126	3,731
Sudan	175	30	29	158	541	104	4	34	3	-	1,078
Uganda	13	5	24	88	108	107	47	136	191	5	724
Burundi	17	22	58	46	121	81	100	121	104	27	697
Eritrea	25	20	111	73	116	55	26	39	36	7	508
Rwanda	13	24	22	31	78	26	10	17	15	3	239
Other	1	5	5	11	26	14	20	16	10	-	108
Total	10,518	3,239	7,412	6,805	7,586	7,163	1,940	4,611	4,187	761	53,461

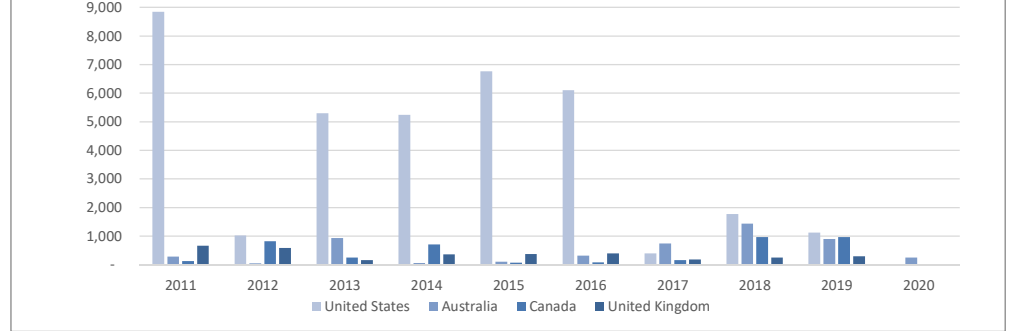
RESETTLEMENT SUBMISSION BY COUNTRY OF RESETTLEMENT

Country of Submission	2011	2012	2013	2014	2015	2016	2017	2018	2019	2020	Total
United States	8,849	1,019	5,304	5,239	6,764	6,105	391	1,775	1,115	-	36,561
Australia	281	50	932	53	107	310	736	1,438	890	251	5,048
Canada	129	821	254	705	69	75	158	963	963	7	4,144
United Kingdom	657	585	155	363	378	397	180	243	297	-	3,255
Sweden	391	402	342	397	81	262	353	120	662	3	3,013
Norway	72	218	218	12	11	5	6	1	11	182	736
Netherlands	109	114	145	16	130	-	-	-	7	35	556
France	-	-	29	-	-	1	88	46	11	26	201
Other	24	16	17	6	17	2	28	25	220	257	612
Denmark	6	14	16	14	29	6	-	-	11	-	96
Total	10,518	3,239	7,412	6,805	7,586	7,163	1,940	4,611	4,187	761	53,461

RESETTLEMENT SUBMISSION TRENDS BY MAJOR COUNTRIES OF ORIGIN



RESETTLEMENT SUBMISSION TRENDS BY MAJOR COUNTRIES OF RESETTLEMENT

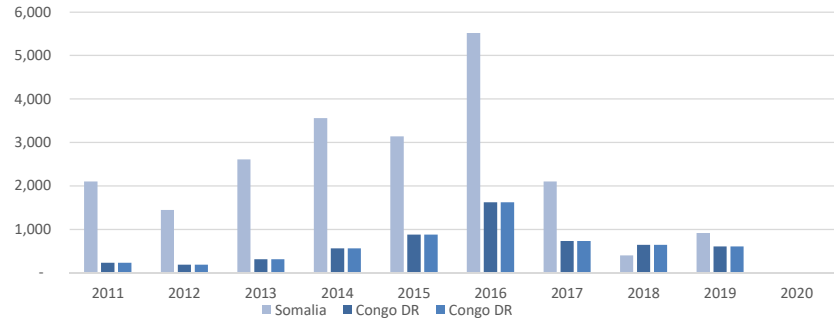


RST submissions as at end of January '20

RESETTLEMENT DEPARTURES BY COUNTRY OF ORIGIN

Country of Origin	2011	2012	2013	2014	2015	2016	2017	2018	2019	2020	Total
Somalia	2,102	1,442	2,612	3,562	3,142	5,521	2,102	398	916	-	21,797
Ethiopia	906	806	469	480	645	1,265	663	282	309	10	5,835
Congo DR	234	192	308	560	874	1,621	730	643	611	10	5,783
SSD	-	35	88	92	136	412	272	100	94	-	1,229
Sudan	213	102	61	82	46	123	184	9	30	-	850
Eritrea	48	25	25	57	28	121	62	21	18	-	405
Burundi	35	14	13	23	30	70	50	81	133	2	451
Uganda	7	14	2	36	69	70	50	73	63	2	386
Rwanda	35	26	26	21	28	56	24	28	13	-	257
Other	1	3	-	-	3	27	4	6	26	-	70
Total	3,581	2,659	3,604	4,913	5,001	9,286	4,141	1,641	2,213	24	37,063

RESETTLEMENT DEPARTURE TRENDS BY MAJOR COUNTRIES OF ORIGIN

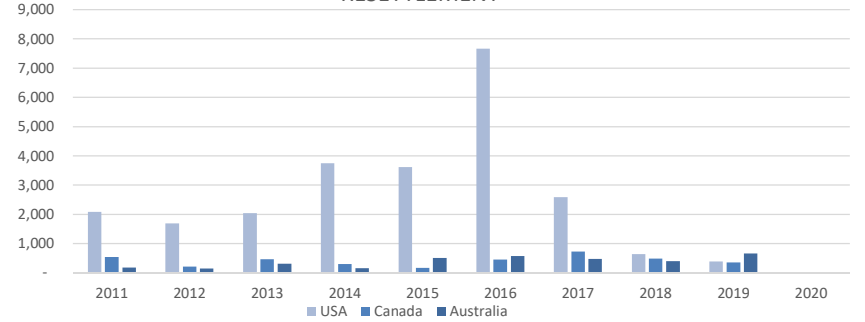


RST departures as at end of January '20

RESETTLEMENT DEPARTURES BY COUNTRY OF RESETTLEMENT

Country of Resettlement	2011	2012	2013	2014	2015	2016	2017	2018	2019	2020	Total
USA	2,083	1,688	2,040	3,751	3,610	7,665	2,585	633	392	2	24,449
Canada	541	213	464	302	174	452	725	480	356	-	3,707
Australia	182	141	311	160	514	580	475	398	666	20	3,447
United Kingdom	208	460	260	279	308	267	248	111	163	-	2,304
Sweden	329	88	331	229	341	238	83	4	579	-	2,222
Norway	58	18	159	78	32	3	7	-	2	-	357
Netherlands	81	29	-	87	2	70	-	-	5	-	274
Other	89	12	13	20	13	2	7	15	50	2	223
Denmark	-	10	22	7	7	4	-	-	-	-	50
New Zealand	10	-	4	-	-	5	11	-	-	-	30
Total	3,581	2,659	3,604	4,913	5,001	9,286	4,141	1,641	2,213	24	37,063

RESETTLEMENT DEPARTURE TRENDS BY MAJOR COUNTRIES OF RESETTLEMENT



**VOLUNTARY REPATRIATION FROM KENYA
BY COUNTRY OF ORIGIN**

Country of Origin	Year												Total
	2009	2010	2011	2012	2013	2014	2015	2016	2017	2018	2019	2020	
Sudan	665	64	28										757
Burundi	2	1		4						586	156	-	749
Rwanda	1	2	2	1									6
Mozambique	-	5							4				9
Somalia	-	6	69	4		485	5,616	33,783	35,403	7,559	2,142	-	85,067
Congo, DRC	-	3	2	7	3						15	-	30
Ethiopia	-	-								1,963		79	1,963
Uganda	-	-	4	1									5
Other	-	2	6					6		1	19	-	34
Total	668	83	111	17	3	485	5,616	33,789	35,407	10,109	2,332	79	88,699

