



## Statistical Summary

as of  
31-Dec-19

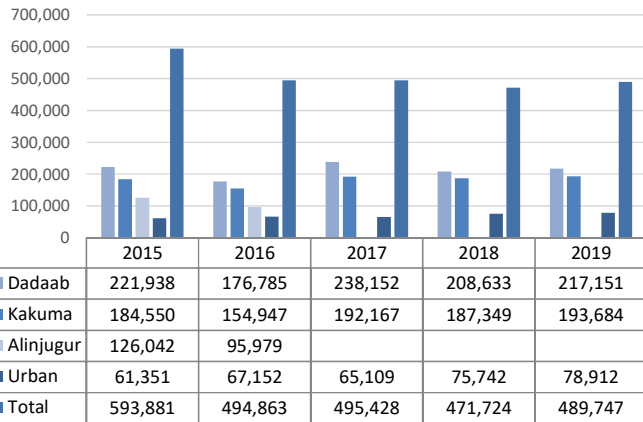
### Refugees and Asylum Seekers in Kenya

	Total	Dadaab	Kakuma	Urban	
<b>A. Refugees and Asylum Seekers</b>	<b>489,747</b>	<b>217,151</b>	<b>193,684</b>	<b>78,912</b>	- Page 2
<b>B. Registration</b>	<b>27,128</b>	<b>248</b>	<b>13,639</b>	<b>13,241</b>	- Page 6
<b>C. Refugee Status Determination</b>					- Page 7
1. Applied	14,512	465	5,126	8,921	
2. Recognized	6,113	0	1,389	4,724	
3. Rejected	0	0	0	0	
4. Pending	50,846	1,657	23,161	26,028	
<b>D. 2019 Resettlement Submissions</b>	<b>4,110</b>				- Page 8
<b>E. 2019 Resettlement Departures</b>	<b>2,137</b>				- Page 9
<b>F. 2019 Voluntary Repatriation</b>	<b>2,332</b>	<b>1982</b>	<b>312</b>	<b>38</b>	- Page 10

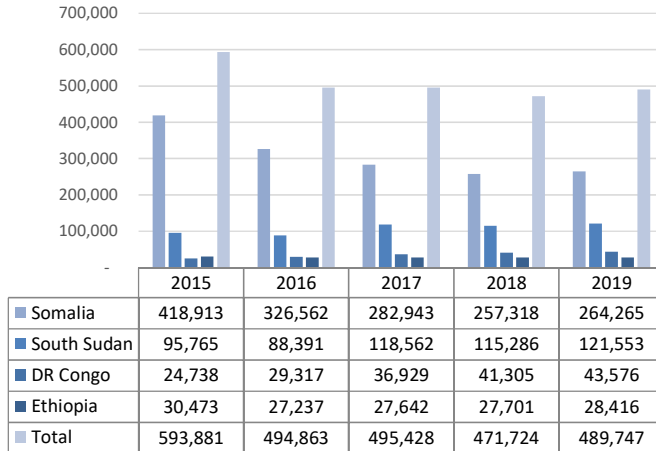
**REFUGEES AND ASYLUM SEEKERS IN KENYA BY COUNTRY OF ORIGIN AND LOCATION**

Country of Origin	2015					2016					2017				2018				2019			
	Alinjugur	Dadaab	Kakuma	Nairobi	Total	Alinjugur	Dadaab	Kakuma	Nairobi	Total	Dadaab	Kakuma	Nairobi	Total	Dadaab	Kakuma	Nairobi	Total	Dadaab	Kakuma	Urban	Total
	<b>Total</b>	<b>126,042</b>	<b>221,938</b>	<b>184,550</b>	<b>61,351</b>	<b>593,881</b>	<b>95,979</b>	<b>176,785</b>	<b>154,947</b>	<b>67,152</b>	<b>494,863</b>	<b>238,152</b>	<b>192,167</b>	<b>65,109</b>	<b>495,428</b>	<b>208,633</b>	<b>187,349</b>	<b>75,742</b>	<b>471,724</b>	<b>217,151</b>	<b>193,684</b>	<b>78,912</b>
<b>Somalia</b>	122,663	208,741	54,886	32,623	<b>418,913</b>	93,342	165,388	37,813	30,019	<b>326,562</b>	229,064	34,146	19,733	<b>282,943</b>	200,886	33,844	22,588	<b>257,318</b>	208,431	34,620	21,214	<b>264,265</b>
<b>South Sudan</b>	32	1,277	93,413	1,043	<b>95,765</b>	13	1,095	84,983	2,300	<b>88,391</b>	990	112,118	5,454	<b>118,562</b>	978	108,450	5,858	<b>115,286</b>	938	112,189	8,426	<b>121,553</b>
<b>DR Congo</b>	154	187	9,861	14,536	<b>24,738</b>	68	150	9,753	19,346	<b>29,317</b>	114	12,752	24,063	<b>36,929</b>	93	12,232	28,980	<b>41,305</b>	77	13,453	30,046	<b>43,576</b>
<b>Ethiopia</b>	3,094	11,399	7,595	8,385	<b>30,473</b>	2,525	9,873	5,366	9,473	<b>27,237</b>	7,759	10,232	9,651	<b>27,642</b>	6,478	10,502	10,721	<b>27,701</b>	7,502	10,148	10,766	<b>28,416</b>
<b>Burundi</b>	70	138	6,804	1,300	<b>8,312</b>	14	120	6,164	2,163	<b>8,461</b>	83	10,787	2,611	<b>13,481</b>	65	10,020	3,237	<b>13,322</b>	72	11,235	3,791	<b>15,098</b>
<b>Sudan</b>	-	74	10,023	169	<b>10,266</b>	1	58	9,078	169	<b>9,306</b>	53	9,867	166	<b>10,086</b>	46	9,879	181	<b>10,106</b>	46	9,700	180	<b>9,926</b>
<b>Uganda</b>	12	67	1,158	670	<b>1,907</b>	7	72	1,159	732	<b>1,970</b>	57	1,443	720	<b>2,220</b>	65	1,501	846	<b>2,412</b>	70	1,523	906	<b>2,499</b>
<b>Eritrea</b>	-	18	126	1,481	<b>1,625</b>	-	9	55	1,526	<b>1,590</b>	8	53	1,273	<b>1,334</b>	4	192	1,607	<b>1,803</b>	4	34	1,793	<b>1,831</b>
<b>Rwanda</b>	14	20	615	960	<b>1,609</b>	6	17	505	1,102	<b>1,630</b>	16	642	1,015	<b>1,673</b>	11	612	1,117	<b>1,740</b>	7	652	1,129	<b>1,788</b>
<b>Other</b>	3	17	69	184	<b>273</b>	3	3	71	322	<b>399</b>	8	127	423	<b>558</b>	7	117	607	<b>731</b>	4	130	661	<b>795</b>

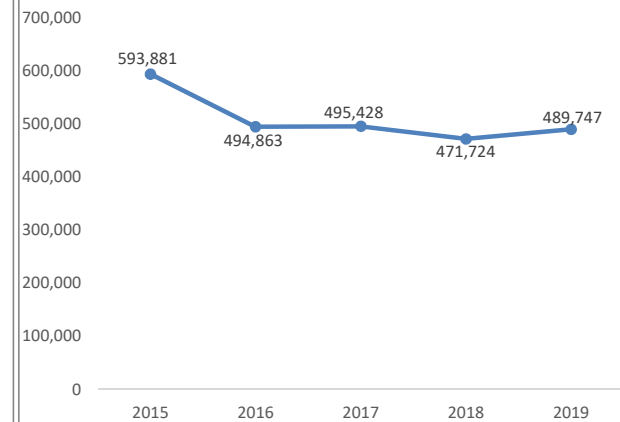
TREND BY LOCATION



TREND BY MAJOR COUNTRIES OF ORIGIN

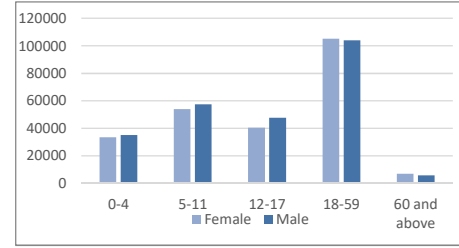


TREND SINCE 2015

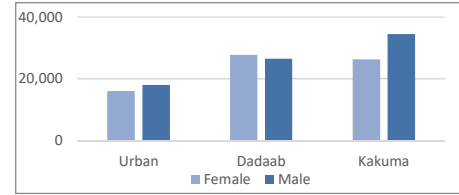


## REFUGEES AND ASYLUM SEEKERS IN KENYA : DEMOGRAPHIC BREAKDOWN

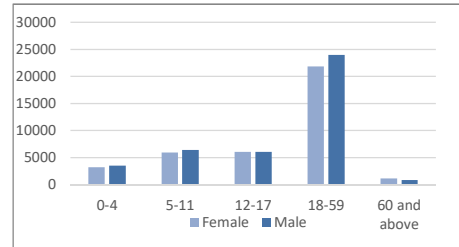
Total Kenya	Age Group	Sex				Total	
		Female		Male			
		#	%	#	%	#	%
	0-4	33,376	6.8%	35,002	7.1%	68,378	14.0%
	5-11	53,948	11.0%	57,414	11.7%	111,362	22.7%
	12-17	40,425	8.3%	47,743	9.7%	88,168	18.0%
	18-59	105,286	21.5%	103,857	21.2%	209,143	42.7%
	60 and above	6,901	1.4%	5,795	1.2%	12,696	2.6%
	<b>Total</b>	<b>239,936</b>	<b>49.0%</b>	<b>249,811</b>	<b>51.0%</b>	<b>489,747</b>	



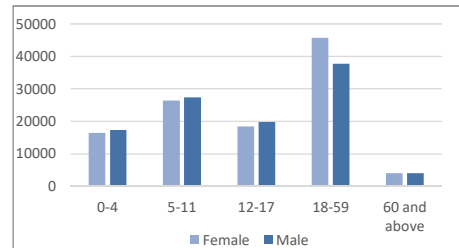
18 - 35 years	Site Name	Sex				Total	
		Female		Male			
		#	%	#	%	#	%
	Urban	15,981	10.7%	18,048	12.1%	34,029	22.8%
	Dadaab	27,765	18.6%	26,450	17.7%	54,215	36.4%
	Kakuma	26,273	17.6%	34,556	23.2%	60,829	40.8%
	<b>Total</b>	<b>70,019</b>	<b>47.0%</b>	<b>79,054</b>	<b>53.0%</b>	<b>149,073</b>	



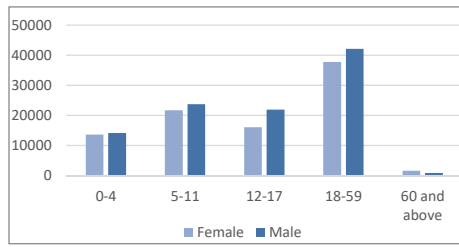
Urban	Age Group	Sex				Total	
		Female		Male			
		#	%	#	%	#	%
	0-4	3,243	4.1%	3,512	4.5%	6,755	8.6%
	5-11	5,908	7.5%	6,373	8.1%	12,281	15.6%
	12-17	6,022	7.6%	6,021	7.6%	12,043	15.3%
	18-59	21,836	27.7%	23,962	30.4%	45,798	58.0%
	60 and above	1,154	1.5%	881	1.1%	2,035	2.6%
	<b>Total</b>	<b>38,163</b>	<b>48.4%</b>	<b>40,749</b>	<b>51.6%</b>	<b>78,912</b>	



Dadaab	Age Group	Sex				Total	
		Female		Male			
		#	%	#	%	#	%
	0-4	16,431	7.6%	17,329	8.0%	33,760	15.5%
	5-11	26,368	12.1%	27,340	12.6%	53,708	24.7%
	12-17	18,349	8.4%	19,794	9.1%	38,143	17.6%
	18-59	45,747	21.1%	37,725	17.4%	83,472	38.4%
	60 and above	4,062	1.9%	4,006	1.8%	8,068	3.7%
	<b>Total</b>	<b>110,957</b>	<b>51.1%</b>	<b>106,194</b>	<b>48.9%</b>	<b>217,151</b>	



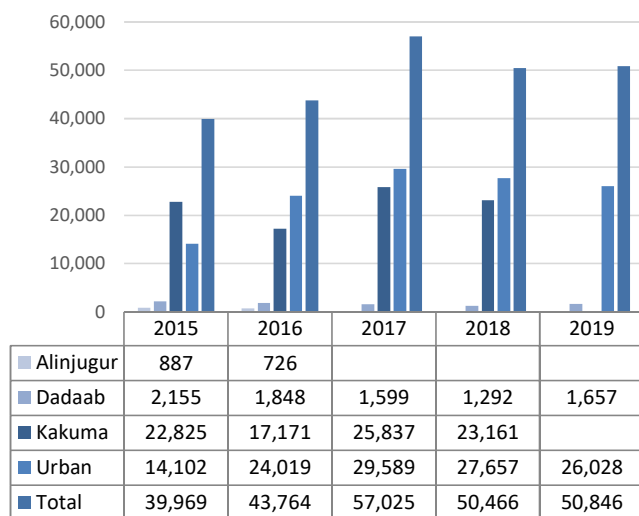
Kakuma	Age Group	Sex				Total	
		Female		Male			
		#	%	#	%	#	%
	0-4	13,702	7.1%	14,161	7.3%	27,863	14.4%
	5-11	21,672	11.2%	23,701	12.2%	45,373	23.4%
	12-17	16,054	8.3%	21,928	11.3%	37,982	19.6%
	18-59	37,703	19.5%	42,170	21.8%	79,873	41.2%
	60 and above	1,685	0.9%	908	0.5%	2,593	1.3%
	<b>Total</b>	<b>90,816</b>	<b>46.9%</b>	<b>102,868</b>	<b>53.1%</b>	<b>193,684</b>	



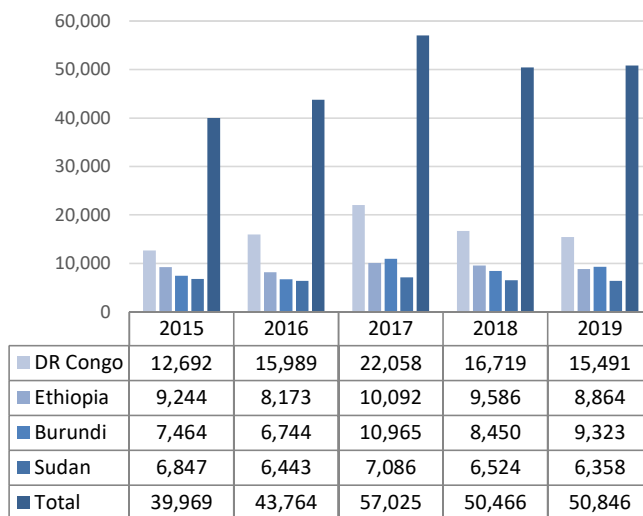
## ASYLUM SEEKERS STATISTICS BY COUNTRY OF ORIGIN AND LOCATION

Country of Origin	2015					2016					2017				2018				2019			
	Alinjogur	Dadaab	Kakuma	Nairobi	Total	Alinjogur	Dadaab	Kakuma	Nairobi	Total	Dadaab	Kakuma	Nairobi	Total	Dadaab	Kakuma	Nairobi	Total	Dadaab	Kakuma	Urban	Total
<b>Total</b>	<b>887</b>	<b>2,155</b>	<b>22,825</b>	<b>14,102</b>	<b>39,969</b>	<b>726</b>	<b>1,848</b>	<b>17,171</b>	<b>24,019</b>	<b>43,764</b>	<b>1,599</b>	<b>25,837</b>	<b>29,589</b>	<b>57,025</b>	<b>1,292</b>	<b>21,517</b>	<b>27,657</b>	<b>50,466</b>	<b>1,657</b>	<b>23,161</b>	<b>26,028</b>	<b>50,846</b>
DR Congo	122	17	4,302	8,251	<b>12,692</b>	39	16	2,523	13,411	<b>15,989</b>	14	4,222	17,822	<b>22,058</b>	8	3,465	13,246	<b>16,719</b>	6	4,493	10,992	<b>15,491</b>
Ethiopia	514	1,900	4,147	2,683	<b>9,244</b>	425	1,583	2,133	4,032	<b>8,173</b>	1,129	3,786	5,177	<b>10,092</b>	881	3,286	5,419	<b>9,586</b>	1,199	3,162	4,503	<b>8,864</b>
Burundi	63	97	6,323	981	<b>7,464</b>	11	38	4,901	1,794	<b>6,744</b>	27	8,763	2175	<b>10,965</b>	22	6,239	2,189	<b>8,450</b>	30	6,878	2,415	<b>9,323</b>
Sudan	-	9	6,806	32	<b>6,847</b>	-	2	6,385	56	<b>6,443</b>	2	7,021	63	<b>7,086</b>	2	6,455	67	<b>6,524</b>	15	6,291	52	<b>6,358</b>
Somalia	164	89	61	679	<b>993</b>	244	162	109	1,599	<b>2,114</b>	364	214	2,119	<b>2,697</b>	330	310	4,180	<b>4,820</b>	340	587	5,572	<b>6,499</b>
Uganda	9	9	744	508	<b>1,270</b>	1	10	783	545	<b>1,339</b>	9	1,311	533	<b>1,853</b>	6	1,124	439	<b>1,569</b>	6	1,151	452	<b>1,609</b>
Eritrea	-	3	57	336	<b>396</b>	-	2	12	495	<b>509</b>	2	15	632	<b>649</b>	2	158	936	<b>1,096</b>	2	10	950	<b>962</b>
Rwanda	14	11	344	427	<b>796</b>	6	10	281	613	<b>910</b>	13	400	663	<b>1,076</b>	7	404	681	<b>1,092</b>	7	465	584	<b>1,056</b>
Other	1	14	38	120	<b>173</b>	-	3	44	246	<b>293</b>	4	105	339	<b>448</b>	3	70	453	<b>526</b>	1	79	461	<b>541</b>
South Sudan	-	6	3	85	<b>94</b>	-	22	-	1,228	<b>1,250</b>	35	-	66	<b>101</b>	31	6	47	<b>84</b>	51	45	47	<b>143</b>

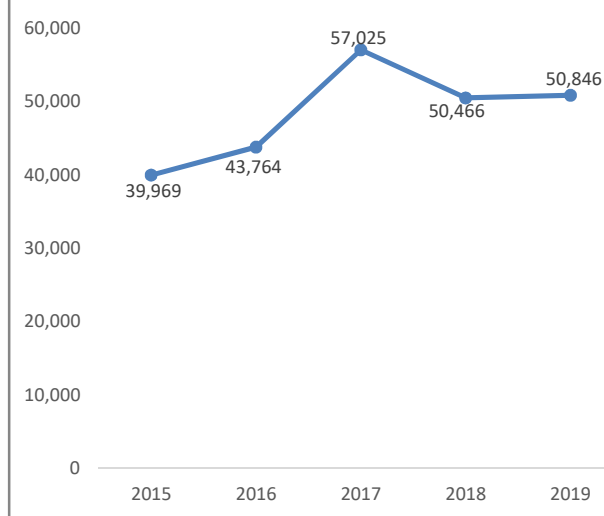
### TREND BY LOCATION



### TREND BY MAJOR COUNTRIES OF ORIGIN



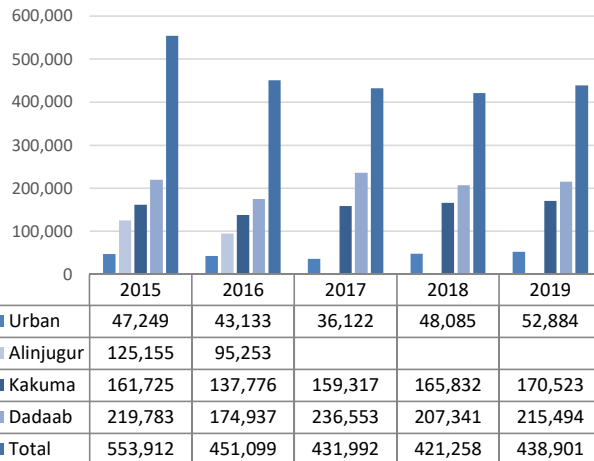
### TREND SINCE 2015



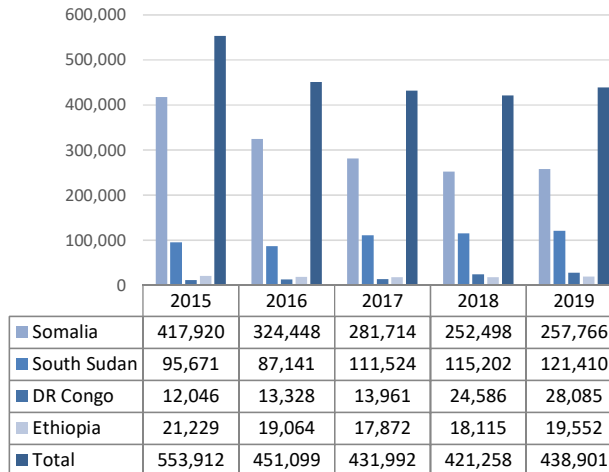
## REFUGEES IN KENYA BY COUNTRY OF ORIGIN AND LOCATION

Country of Origin	2015					2016					2017				2018				2019			
	Alinjugur	Dadaab	Kakuma	Nairobi	Total	Alinjugur	Dadaab	Kakuma	Nairobi	Total	Dadaab	Kakuma	Nairobi	Total	Dadaab	Kakuma	Nairobi	Total	Dadaab	Kakuma	Urban	Total
<b>Total</b>	<b>125,155</b>	<b>219,783</b>	<b>161,725</b>	<b>47,249</b>	<b>553,912</b>	<b>95,253</b>	<b>174,937</b>	<b>137,776</b>	<b>43,133</b>	<b>451,099</b>	<b>236,553</b>	<b>159,317</b>	<b>36,122</b>	<b>431,992</b>	<b>207,341</b>	<b>165,832</b>	<b>48,085</b>	<b>421,258</b>	<b>215,494</b>	<b>170,523</b>	<b>52,884</b>	<b>438,901</b>
<b>Somalia</b>	122,499	208,652	54,825	31,944	<b>417,920</b>	93,099	165,225	37,704	28,420	<b>324,448</b>	228,700	35,335	17,679	<b>281,714</b>	200,556	33,534	18,408	<b>252,498</b>	208,091	34,033	15,642	<b>257,766</b>
<b>South Sudan</b>	32	1,271	93,410	958	<b>95,671</b>	13	1,073	84,983	1,072	<b>87,141</b>	955	105,168	5,401	<b>111,524</b>	947	108,444	5,811	<b>115,202</b>	887	112,144	8,379	<b>121,410</b>
<b>DR Congo</b>	32	170	5,559	6,285	<b>12,046</b>	29	134	7,230	5,935	<b>13,328</b>	100	7,311	6,550	<b>13,961</b>	85	8,767	15,734	<b>24,586</b>	71	8,960	19,054	<b>28,085</b>
<b>Ethiopia</b>	2,580	9,499	3,448	5,702	<b>21,229</b>	2,099	8,291	3,233	5,441	<b>19,064</b>	6,630	6,684	4,558	<b>17,872</b>	5,597	7,216	5,302	<b>18,115</b>	6,303	6,986	6,263	<b>19,552</b>
<b>Burundi</b>	7	41	481	319	<b>848</b>	3	82	1,263	369	<b>1,717</b>	56	1,371	478	<b>1,905</b>	43	3,781	1,048	<b>4,872</b>	42	4,357	1,376	<b>5,775</b>
<b>Sudan</b>	-	65	3,217	137	<b>3,419</b>	1	56	2,693	113	<b>2,863</b>	51	2,768	105	<b>2,924</b>	44	3,424	114	<b>3,582</b>	31	3,409	128	<b>3,568</b>
<b>Uganda</b>	3	58	414	162	<b>637</b>	6	62	376	187	<b>631</b>	48	394	192	<b>634</b>	59	377	407	<b>843</b>	64	372	454	<b>890</b>
<b>Eritrea</b>	-	15	69	1,145	<b>1,229</b>	-	7	43	1,031	<b>1,081</b>	6	45	657	<b>708</b>	2	34	671	<b>707</b>	2	24	843	<b>869</b>
<b>Rwanda</b>	-	9	271	533	<b>813</b>	-	7	224	489	<b>720</b>	3	211	372	<b>586</b>	4	208	436	<b>648</b>	0	187	545	<b>732</b>
<b>Other</b>	2	3	31	64	<b>100</b>	3	-	27	76	<b>106</b>	4	30	130	<b>164</b>	4	47	154	<b>205</b>	3	51	200	<b>254</b>

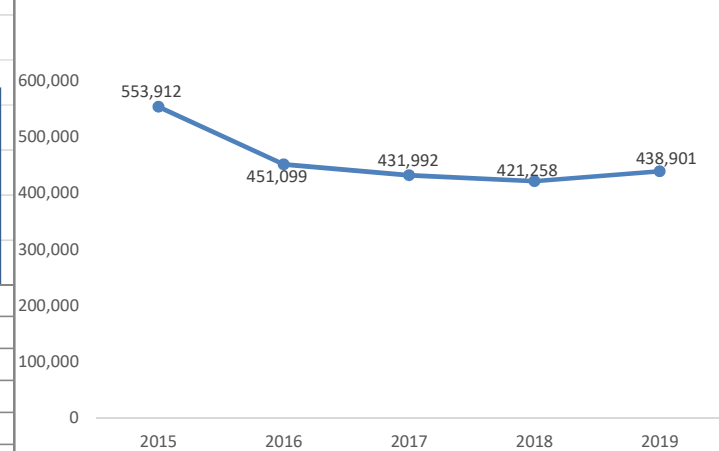
TREND BY LOCATION



TREND BY MAJOR COUNTRIES OF ORIGIN

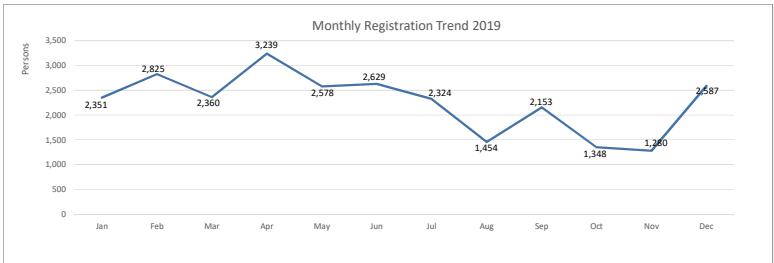
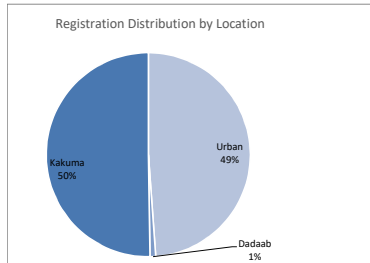


TREND SINCE 2015



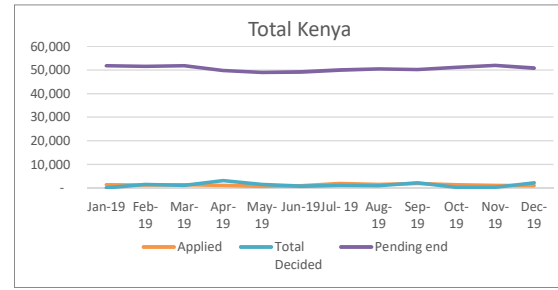
KENYA REGISTRATION TREND BY LOCATION AND COUNTRY OF ORIGIN

	Month	Total	Country of Origin																											
			AFG	ANG	BDI	BKF	CAR	COB	COD	CMR	ERT	ETH	ICO	LBR	NIG	RSA	RWA	SLE	SOM	SSD	SUD	SYR	TAN	TIB	TUR	UGA	YEM	ZIM	OTHER	
Total Kenya	Jan	2,351	-	-	202	-	1	4	645	1	67	134	-	-	-	-	31	-	416	743	64	-	-	-	36	3	-	4		
	Feb	2,825	-	-	185	-	-	1	628	-	33	122	-	-	-	1	-	27	-	362	1,364	62	-	-	2	30	6	2		
	Mar	2,360	2	-	276	-	-	9	586	1	27	134	-	-	-	21	8	-	369	865	31	-	1	-	26	4	-	-		
	Apr	3,239	-	-	290	-	-	-	326	-	56	125	-	-	-	-	37	-	470	1,836	53	-	-	-	46	-	-	-		
	May	2,578	2	-	267	-	-	3	249	-	5	41	-	-	-	-	34	-	99	1,835	30	-	-	-	13	-	-	-		
	Jun	2,629	-	-	173	-	-	-	269	-	44	137	-	-	-	3	-	18	-	300	1,593	33	-	6	-	4	38	9	2	
	Jul	2,324	-	-	294	-	-	-	462	-	67	221	-	-	-	-	25	-	456	727	13	-	-	-	10	46	1	-	-	
	Aug	1,454	1	-	204	-	-	-	414	-	31	122	-	-	-	-	22	-	302	319	6	1	4	-	-	19	8	-	1	
	Sep	2,153	-	-	324	-	-	-	582	1	31	327	-	-	-	-	28	-	296	444	49	-	-	-	1	56	7	-	2	
	Oct	1,348	-	-	219	-	-	-	362	-	29	128	-	-	-	-	13	-	215	326	7	-	-	-	3	31	3	-	12	
	Nov	1,280	-	-	177	-	-	5	2	398	9	17	115	-	-	-	-	7	-	189	313	6	-	1	-	1	35	5	-	-
	Dec	2,587	-	-	182	-	-	-	18	324	-	42	69	-	-	-	-	34	-	1,234	605	9	-	-	-	1	55	13	-	1
	Total	27,128	5	0	2,793	0	6	44	5,245	12	448	1,675	0	0	4	21	284	0	4,708	10,970	363	1	12	0	22	431	59	0	24	
Urban	Jan	1,410	-	-	59	-	1	4	512	1	67	106	-	-	-	-	31	-	404	191	1	-	-	-	26	3	-	4		
	Feb	1,279	-	-	82	-	-	1	473	-	33	100	-	-	-	1	-	18	-	336	213	-	-	-	2	15	4	-	1	
	Mar	1,281	1	-	182	-	-	1	514	1	27	125	-	-	-	21	-	-	340	47	-	-	1	-	17	4	-	-	-	
	Apr	1,336	-	-	129	-	-	-	285	-	55	107	-	-	-	-	35	-	409	273	3	-	-	-	40	-	-	-	-	
	May	320	-	-	12	-	-	-	24	-	5	27	-	-	-	-	2	-	61	187	1	-	-	-	1	-	-	-	-	
	Jun	920	-	-	46	-	-	-	162	-	44	126	-	-	-	-	8	-	274	213	1	-	6	-	4	26	8	-	2	
	Jul	1,266	-	-	81	-	-	1	382	-	67	208	-	-	-	-	18	-	403	53	1	-	-	-	10	31	1	-	-	
	Aug	1,064	1	-	155	-	-	-	347	-	31	120	-	-	-	-	22	-	289	71	1	1	4	-	-	13	8	-	1	
	Sep	946	-	-	107	-	-	1	279	1	31	129	-	-	-	-	23	-	275	59	1	-	-	-	1	30	7	-	2	
	Oct	678	-	-	77	-	-	-	192	-	29	109	-	-	-	-	9	-	189	33	-	-	-	-	3	22	3	-	12	
	Nov	720	-	-	109	-	5	-	222	9	17	105	-	-	-	-	7	-	173	47	1	-	-	-	1	20	4	-	-	
	Dec	2,031	-	-	95	-	-	-	18	235	-	42	69	-	-	-	31	-	1,207	297	6	-	-	-	1	16	13	-	1	
	Total	13,241	2	0	1,134	0	6	26	3,627	12	448	1,331	0	0	1	21	204	0	4,360	1,684	16	1	11	0	22	257	55	0	23	
Dadaab	Jan	4	-	-	-	-	-	-	-	-	2	-	-	-	-	-	-	-	2	-	-	-	-	-	-	-	-	-	-	
	Feb	0	-	-	-	-	-	-	-	-	-	-	-	-	-	-	-	-	-	-	-	-	-	-	-	-	-	-	-	-
	Mar	2	-	-	-	-	-	-	-	-	-	-	-	-	-	-	-	-	1	-	1	-	-	-	-	-	-	-	-	-
	Apr	4	-	-	-	-	-	-	-	-	-	-	-	-	-	-	-	-	4	-	-	-	-	-	-	-	-	-	-	-
	May	0	-	-	-	-	-	-	-	-	-	-	-	-	-	-	-	-	-	-	-	-	-	-	-	-	-	-	-	-
	Jun	0	-	-	-	-	-	-	-	-	-	-	-	-	-	-	-	-	-	-	-	-	-	-	-	-	-	-	-	-
	Jul	1	-	-	-	-	-	-	-	-	-	-	-	-	-	-	-	-	-	-	-	-	-	-	-	-	-	-	-	-
	Aug	5	-	-	-	-	-	-	-	-	-	-	-	-	-	-	-	-	1	-	-	-	-	-	-	-	-	-	-	-
	Sep	216	-	-	-	-	-	-	-	-	-	167	-	-	-	-	-	-	4	31	14	-	-	-	-	4	-	-	-	-
	Oct	16	-	-	-	-	-	-	-	-	-	12	-	-	-	-	-	-	4	-	-	-	-	-	-	-	-	-	-	-
	Nov	0	-	-	-	-	-	-	-	-	-	-	-	-	-	-	-	-	-	-	-	-	-	-	-	-	-	-	-	-
	Dec	0	-	-	-	-	-	-	-	-	-	-	-	-	-	-	-	-	-	-	-	-	-	-	-	-	-	-	-	-
	Total	248	0	0	0	0	0	0	0	0	0	181	0	0	0	0	0	0	17	35	15	0	0	0	0	0	0	0	0	0
Kakuma	Jan	937	-	-	143	-	-	-	133	-	13	-	-	-	-	-	-	10	552	63	-	-	-	-	10	-	-	-		
	Feb	1,546	-	-	103	-	-	-	155	-	22	-	-	-	-	9	-	26	1,151	62	-	-	-	-	15	2	-	1		
	Mar	1,077	1	-	94	-	-	8	72	-	9	-	-	-	-	8	-	28	818	30	-	-	-	-	9	-	-	-	-	
	Apr	1,899	-	-	161	-	-	-	41	-	1	18	-	-	-	-	2	-	57	1,563	50	-	-	-	6	-	-	-	-	
	May	2,258	2	-	255	-	-	3	225	-	-	14	-	-	-	-	32	-	38	1,648	29	-	-	-	12	-	-	-	-	
	Jun	1,709	-	-	127	-	-	-	107	-	-	11	-	-	3	-	10	-	26	1,380	32	-	-	-	12	1	-	-	-	
	Jul	1,067	-	-	213	-	-	-	80	-	-	13	-	-	-	-	7	-	52	674	12	-	-	-	15	-	-	-	-	
	Aug	385	-	-	49	-	-	-	67	-	-	2	-	-	-	-	-	-	8	248	5	-	-	-	6	-	-	-	-	
	Sep	991	-	-	217	-	-	-	303	-	-	31	-	-	-	-	5	-	17	354	34	-	-	-	26	-	-	-	-	
	Oct	654	-	-	142	-	-	-	170	-	-	7	-	-	-	-	4	-	26	289	7	-	-	-	9	-	-	-	-	
	Nov	560	-	-	68	-	-	2	176	-	-	10	-	-	-	-	-	-	16	266	5	-	1	-	15	1	-	-	-	
	Dec	556	-	-	87	-	-	-	89	-	-	-	-	-	-	-	3	-	27	308	3	-	-	-	39	-	-	-	-	
	Total	13,639	3	0	1,659	0	0	18	1,618	0	1	163	0	0	3	0	80	0	331	9,251	332	0	1	0	0	174	4	0	1	

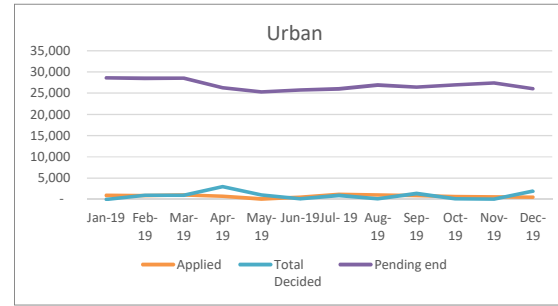


Individual Asylum Applications and Refugee Status Determination Trend

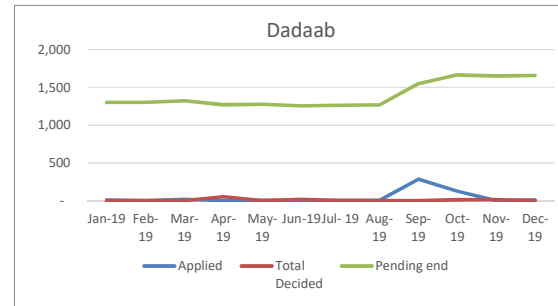
Month	Pending begin	Applied	Reco-gnized	Reje-cted	Oth. Closed	Total Decided	Pending end
Jan-19	50,466	1,364	5	-	4	9	51,821
Feb-19	51,821	1,169	1	-	1,411	1,412	51,578
Mar-19	51,578	1,244	698	-	271	969	51,853
Apr-19	51,853	1,000	703	-	2,391	3,094	49,759
May-19	49,759	668	1,163	-	264	1,427	49,000
Jun-19	49,000	856	50	-	611	661	49,195
Jul-19	49,195	1,804	504	-	483	987	50,012
Aug-19	50,012	1,424	469	-	456	925	50,511
Sep-19	50,511	1,800	1,697	-	479	2,176	50,135
Oct-19	50,135	1,212	7	-	171	178	51,169
Nov-19	51,169	1,031	-	-	168	168	52,032
Dec-19	52,032	940	816	-	1,310	2,126	50,846
<b>Total</b>		<b>14,512</b>	<b>6,113</b>	-	<b>8,019</b>	<b>14,132</b>	



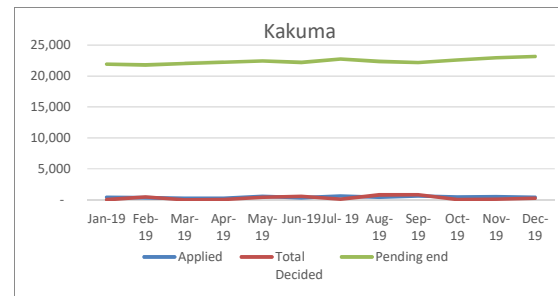
Month	Pending begin	Applied	Reco-gnized	Reje-cted	Oth. Closed	Total Decided	Pending end
Jan-19	27,657	933	-	-	-	-	28,590
Feb-19	28,590	858	1	-	971	972	28,476
Mar-19	28,476	1,008	696	-	271	967	28,517
Apr-19	28,517	726	703	-	2,285	2,988	26,255
May-19	26,255	90	971	-	74	1,045	25,300
Jun-19	25,300	520	35	-	53	88	25,732
Jul-19	25,732	1,203	429	-	483	912	26,023
Aug-19	26,023	993	2	-	129	131	26,885
Sep-19	26,885	889	1,068	-	300	1,368	26,406
Oct-19	26,406	645	3	-	110	113	26,938
Nov-19	26,938	538	-	-	60	60	27,416
Dec-19	27,416	518	816	-	1,090	1,906	26,028
<b>Total</b>		<b>8,921</b>	<b>4,724</b>	-	<b>5,826</b>	<b>10,550</b>	



Month	Pending begin	Applied	Reco-gnized	Reje-cted	Oth. Closed	Total Decided	Pending end
Jan-19	1,292	10	-	-	1	1	1,301
Feb-19	1,301	2	-	-	-	-	1,303
Mar-19	1,303	19	-	-	-	-	1,322
Apr-19	1,322	-	-	-	52	52	1,270
May-19	1,270	5	-	-	-	-	1,275
Jun-19	1,275	-	-	-	19	19	1,256
Jul-19	1,256	7	-	-	-	-	1,263
Aug-19	1,263	3	-	-	-	-	1,266
Sep-19	1,266	284	-	-	2	2	1,548
Oct-19	1,548	127	-	-	11	11	1,664
Nov-19	1,664	-	-	-	14	14	1,657
Dec-19	1,657	8	-	-	1	1	1,657
<b>Total</b>		<b>465</b>	-	-	<b>100</b>	<b>100</b>	



Month	Pending begin	Applied	Reco-gnized	Reje-cted	Oth. Closed	Total Decided	Pending end
Jan-19	21,517	421	5	-	3	8	21,930
Feb-19	21,930	309	-	-	440	440	21,799
Mar-19	21,799	217	2	-	-	2	22,014
Apr-19	22,014	274	-	-	54	54	22,234
May-19	22,234	573	192	-	190	382	22,425
Jun-19	22,425	336	15	-	539	554	22,207
Jul-19	22,207	594	75	-	-	75	22,726
Aug-19	22,726	428	467	-	327	794	22,360
Sep-19	22,360	627	629	-	177	806	22,181
Oct-19	22,181	440	4	-	50	54	22,567
Nov-19	22,567	493	-	-	94	94	22,966
Dec-19	22,966	414	-	-	219	219	23,161
<b>Total</b>		<b>5,126</b>	<b>1,389</b>	-	<b>2,093</b>	<b>3,482</b>	



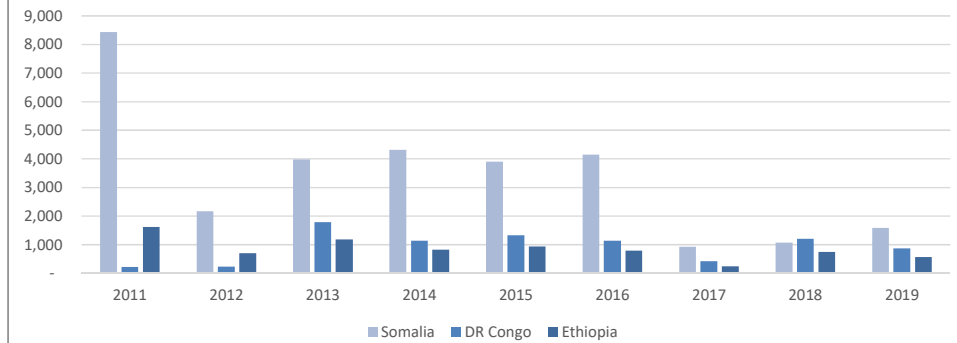
### RESETTLEMENT SUBMISSION BY COUNTRY OF ORIGIN

Country of Origin	2011	2012	2013	2014	2015	2016	2017	2018	2019	Total
Somalia	8,439	2,170	3,985	4,325	3,909	4,147	929	1,068	1,591	30,563
DR Congo	218	230	1,783	1,132	1,326	1,143	424	1,203	874	8,333
Ethiopia	1,617	700	1,181	830	941	785	237	748	567	7,606
South Sudan	-	33	214	111	420	701	143	1,229	757	3,608
Sudan	175	30	29	158	541	104	4	34	1	1,076
Uganda	13	5	24	88	108	107	47	136	191	719
Burundi	17	22	58	46	121	81	100	121	69	635
Eritrea	25	20	111	73	116	55	26	39	36	501
Rwanda	13	24	22	31	78	26	10	17	14	235
Other	1	5	5	11	26	14	20	16	10	108
<b>Total</b>	<b>10,518</b>	<b>3,239</b>	<b>7,412</b>	<b>6,805</b>	<b>7,586</b>	<b>7,163</b>	<b>1,940</b>	<b>4,611</b>	<b>4,110</b>	<b>53,384</b>

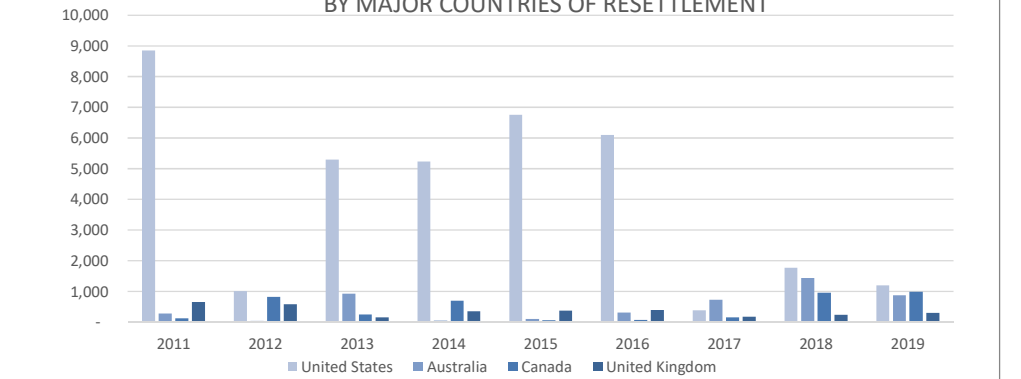
### RESETTLEMENT SUBMISSION BY COUNTRY OF RESETTLEMENT

Country of Submission	2011	2012	2013	2014	2015	2016	2017	2018	2019	Total
United States	8,849	1,019	5,304	5,239	6,764	6,105	391	1,775	1,203	36,649
Australia	281	50	932	53	107	310	736	1,438	881	4,788
Canada	129	821	254	705	69	75	158	963	988	4,162
United Kingdom	657	585	155	363	378	397	180	243	305	3,263
Sweden	391	402	342	397	81	262	353	120	662	3,010
Norway	72	218	218	12	11	5	6	1	11	554
Netherlands	109	114	145	16	130	-	-	-	7	521
France	-	-	29	-	-	1	88	46	14	178
Other	24	16	17	6	17	2	28	25	39	174
Denmark	6	14	16	14	29	6	-	-	-	85
<b>Total</b>	<b>10,518</b>	<b>3,239</b>	<b>7,412</b>	<b>6,805</b>	<b>7,586</b>	<b>7,163</b>	<b>1,940</b>	<b>4,611</b>	<b>4,110</b>	<b>53,384</b>

### RESETTLEMENT SUBMISSION TRENDS BY MAJOR COUNTRIES OF ORIGIN



### RESETTLEMENT SUBMISSION TRENDS BY MAJOR COUNTRIES OF RESETTLEMENT



\*RST submissions as at end of December '19\*



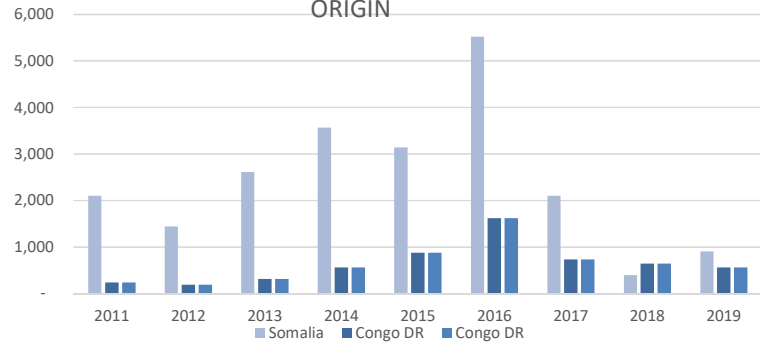
**RESETTLEMENT DEPARTURES BY COUNTRY OF ORIGIN**

Country of Origin	2011	2012	2013	2014	2015	2016	2017	2018	2019	Total
Somalia	2,102	1,442	2,612	3,562	3,142	5,521	2,102	398	904	21,785
Ethiopia	906	806	469	480	645	1,265	663	282	308	5,824
Congo DR	234	192	308	560	874	1,621	730	643	561	5,723
SSD	-	35	88	92	136	412	272	100	93	1,228
Sudan	213	102	61	82	46	123	184	9	29	849
Eritrea	48	25	25	57	28	121	62	21	18	405
Burundi	35	14	13	23	30	70	50	81	127	443
Uganda	7	14	2	36	69	70	50	73	63	384
Rwanda	35	26	26	21	28	56	24	28	13	257
Other	1	3	-	-	3	27	4	6	21	65
<b>Total</b>	<b>3,581</b>	<b>2,659</b>	<b>3,604</b>	<b>4,913</b>	<b>5,001</b>	<b>9,286</b>	<b>4,141</b>	<b>1,641</b>	<b>2,137</b>	<b>36,963</b>

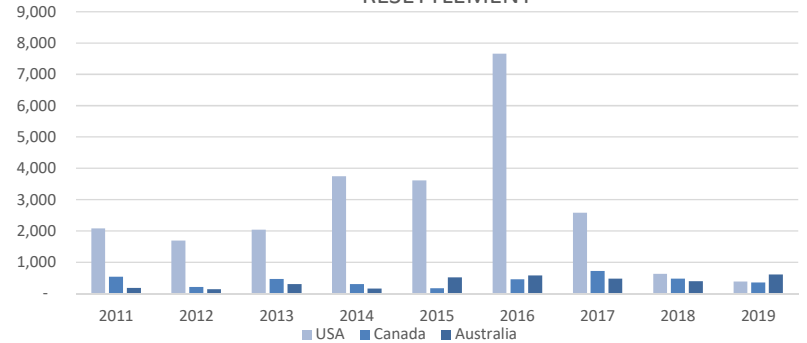
**RESETTLEMENT DEPARTURES BY COUNTRY OF RESETTLEMENT**

Country of Resettlement	2011	2012	2013	2014	2015	2016	2017	2018	2019	Total
USA	2,083	1,688	2,040	3,751	3,610	7,665	2,585	633	390	24,445
Canada	541	213	464	302	174	452	725	480	353	3,704
Australia	182	141	311	160	514	580	475	398	613	3,374
United Kingdom	208	460	260	279	308	267	248	111	150	2,291
Sweden	329	88	331	229	341	238	83	4	579	2,222
Norway	58	18	159	78	32	3	7	-	2	357
Netherlands	81	29	-	87	2	70	-	-	-	269
Other	89	12	13	20	13	2	7	15	50	221
Denmark	-	10	22	7	7	4	-	-	-	50
New Zealand	10	-	4	-	-	5	11	-	-	30
<b>Total</b>	<b>3,581</b>	<b>2,659</b>	<b>3,604</b>	<b>4,913</b>	<b>5,001</b>	<b>9,286</b>	<b>4,141</b>	<b>1,641</b>	<b>2,137</b>	<b>36,963</b>

RESETTLEMENT DEPARTURE TRENDS BY MAJOR COUNTRIES OF ORIGIN



RESETTLEMENT DEPARTURE TRENDS BY MAJOR COUNTRIES OF RESETTLEMENT



\*RST departures as at end of November '19\*

**VOLUNTARY REPATRIATION FROM KENYA  
BY COUNTRY OF ORIGIN**

Country of Origin	Year											
	2009	2010	2011	2012	2013	2014	2015	2016	2017	2018	2019	Total
Sudan	665	64	28									757
Burundi	2	1		4						586	156	749
Rwanda	1	2	2	1								6
Mozambique	-	5							4			9
Somalia	-	6	69	4		485	5,616	33,783	35,403	7,559	2,142	85,067
Congo, DRC	-	3	2	7	3						15	30
Ethiopia	-	-								1,963		1,963
Uganda	-	-	4	1								5
Other	-	2	6					6		1	19	34
<b>Total</b>	<b>668</b>	<b>83</b>	<b>111</b>	<b>17</b>	<b>3</b>	<b>485</b>	<b>5,616</b>	<b>33,789</b>	<b>35,407</b>	<b>10,109</b>	<b>2,332</b>	<b>88,620</b>

