

Statistical summary

as of
30-Nov-18

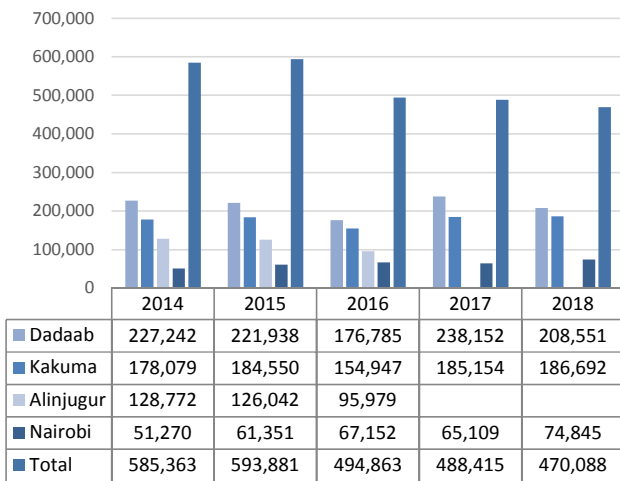
Refugees and Asylum Seekers in Kenya

	Total	Dadaab	Kakuma	Urban		
				Nairobi	Moyale	
A. Refugees and Asylum Seekers	470,088	208,551	186,692	74,845	0	- Page 2
B. Registration	24,506	58	9,283	10,860	4,305	- Page 6
C. Refugee Status Determination						- Page 7
1. Applied	17,650	167	3,183	9,993	4,307	
2. Recognized	15,342	3	5,327	10,012	0	
3. Rejected	0	0	0	0	0	
4. Pending	50,889	1,287	21,934	27,668	0	
D. 2018 Resettlement Submissions	1,918					- Page 8
E. 2018 Resettlement Departures	1,167					- Page 9
F. 2018 Voluntary Repatriation	10,080					- Page 10

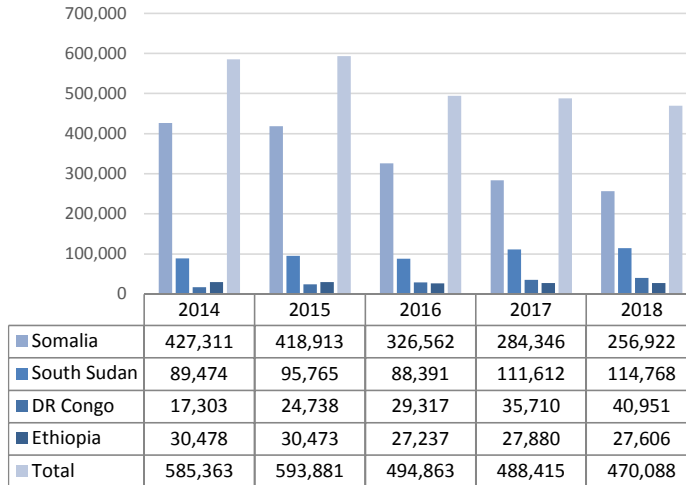
REFUGEES AND ASYLUM SEEKERS IN KENYA BY COUNTRY OF ORIGIN AND LOCATION

Country of Origin	2014					2015					2016					2017				2018			
	Alinjogur	Dadaab	Kakuma	Nairobi	Total	Alinjogur	Dadaab	Kakuma	Nairobi	Total	Alinjogur	Dadaab	Kakuma	Nairobi	Total	Dadaab	Kakuma	Nairobi	Total	Dadaab	Kakuma	Nairobi	Total
Total	128,772	227,242	178,079	51,270	585,363	126,042	221,938	184,550	61,351	593,881	95,979	176,785	154,947	67,152	494,863	238,152	185,154	65,109	488,415	208,551	186,692	74,845	470,088
Somalia	125,584	213,466	56,180	32,081	427,311	122,663	208,741	54,886	32,623	418,913	93,342	165,388	37,813	30,019	326,562	229,064	35,549	19,733	284,346	200,811	33,674	22,437	256,922
South Sudan	1	1,334	87,957	182	89,474	32	1,277	93,413	1,043	95,765	13	1,095	84,983	2,300	88,391	990	105,168	5,454	111,612	971	108,004	5,793	114,768
DR Congo	5	220	8,966	8,112	17,303	154	187	9,861	14,536	24,738	68	150	9,753	19,346	29,317	114	11,533	24,063	35,710	102	12,168	28,681	40,951
Ethiopia	3,176	11,889	7,772	7,641	30,478	3,094	11,399	7,595	8,385	30,473	2,525	9,873	5,366	9,473	27,237	7,759	10,470	9,651	27,880	6,470	10,470	10,666	27,606
Sudan	-	69	9,366	196	9,631	-	74	10,023	169	10,266	1	58	9,078	169	9,306	53	9,789	166	10,008	44	9,839	180	10,063
Burundi	1	155	5,985	427	6,568	70	138	6,804	1,300	8,312	14	120	6,164	2,163	8,461	83	10,134	2,611	12,828	66	10,008	3,169	13,243
Uganda	3	57	1,038	301	1,399	12	67	1,158	670	1,907	7	72	1,159	732	1,970	57	1,705	720	2,482	65	1,636	696	2,397
Rwanda	-	17	616	810	1,443	14	20	615	960	1,609	6	17	505	1,102	1,630	16	611	1,015	1,642	11	612	1,105	1,728
Eritrea	-	23	129	1,414	1,566	-	18	126	1,481	1,625	-	9	55	1,526	1,590	8	60	1,273	1,341	4	167	1,544	1,715
Other	2	12	70	106	190	3	17	69	184	273	3	3	71	322	399	8	135	423	566	7	114	574	695

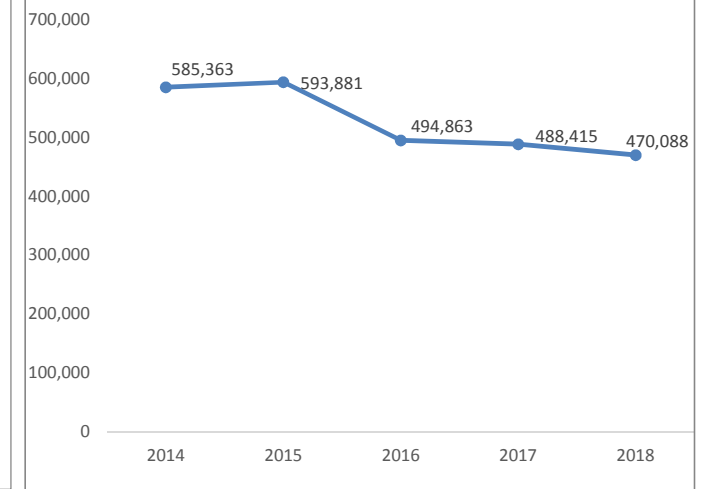
TREND BY LOCATION



TREND BY MAJOR COUNTRIES OF ORIGIN

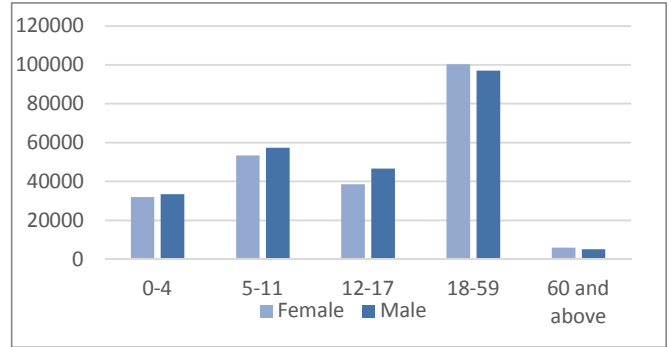


TREND SINCE 2014

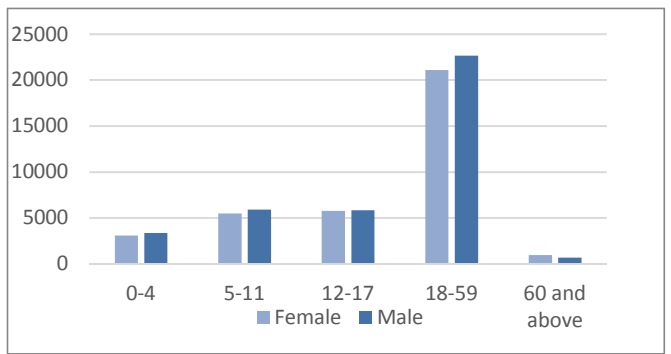


REFUGEES AND ASYLUM SEEKERS IN KENYA : DEMOGRAPHIC BREAKDOWN

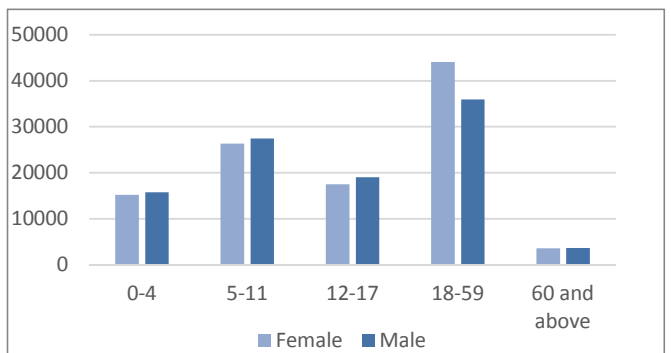
Total Kenya	Age Group	Sex				Total	
		Female		Male			
		#	%	#	%	#	%
	0-4	32,045	6.8%	33,541	7.1%	65,586	14.0%
	5-11	53,365	11.4%	57,319	12.2%	110,684	23.5%
	12-17	38,614	8.2%	46,602	9.9%	85,216	18.1%
	18-59	100,317	21.3%	97,063	20.6%	197,380	42.0%
	60 and above	6,095	1.3%	5,127	1.1%	11,222	2.4%
	Total	230,436	49.0%	239,652	51.0%	470,088	



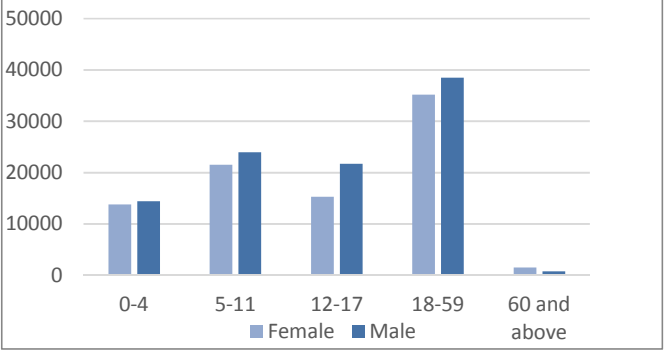
Nairobi	Age Group	Sex				Total	
		Female		Male			
		#	%	#	%	#	%
	0-4	3,077	4.1%	3,370	4.5%	6,447	8.6%
	5-11	5,490	7.3%	5,895	7.9%	11,385	15.2%
	12-17	5,777	7.7%	5,848	7.8%	11,625	15.5%
	18-59	21,072	28.2%	22,659	30.3%	43,731	58.4%
	60 and above	957	1.3%	700	0.9%	1,657	2.2%
	Total	36,373	48.6%	38,472	51.4%	74,845	



Dadaab	Age Group	Sex				Total	
		Female		Male			
		#	%	#	%	#	%
	0-4	15,184	7.3%	15,748	7.6%	30,932	14.8%
	5-11	26,343	12.6%	27,458	13.2%	53,801	25.8%
	12-17	17,505	8.4%	19,048	9.1%	36,553	17.5%
	18-59	44,068	21.1%	35,926	17.2%	79,994	38.4%
	60 and above	3,628	1.7%	3,643	1.7%	7,271	3.5%
	Total	106,728	51.2%	101,823	48.8%	208,551	



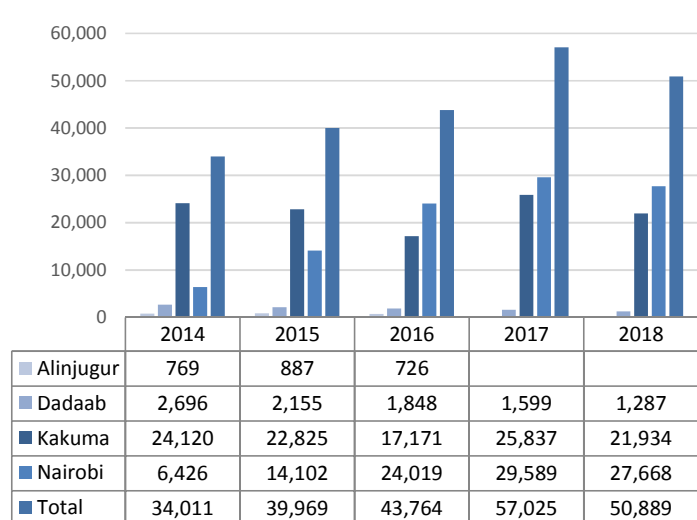
Kakuma	Age Group	Sex				Total	
		Female		Male			
		#	%	#	%	#	%
	0-4	13,784	7.4%	14,423	7.7%	28,207	15.1%
	5-11	21,532	11.5%	23,966	12.8%	45,498	24.4%
	12-17	15,332	8.2%	21,706	11.6%	37,038	19.8%
	18-59	35,177	18.8%	38,478	20.6%	73,655	39.5%
	60 and above	1,510	0.8%	784	0.4%	2,294	1.2%
	Total	87,335	46.8%	99,357	53.2%	186,692	



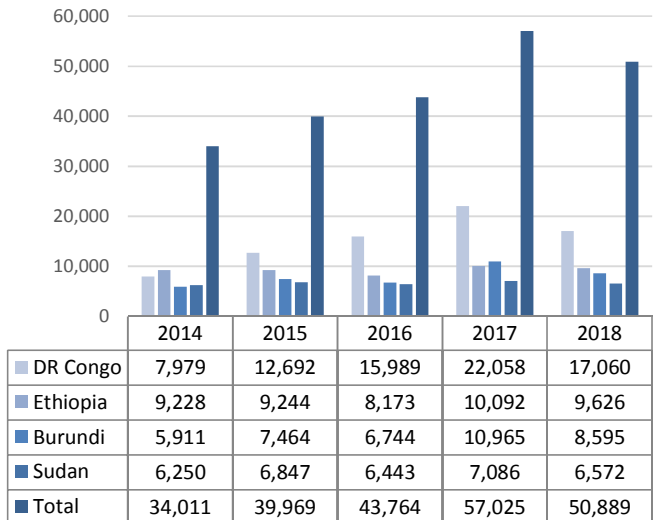
ASYLUM SEEKERS STATISTICS BY COUNTRY OF ORIGIN AND LOCATION

Country of Origin	2014					2015					2016					2017				2018			
	Alinjugur	Dadaab	Kakuma	Nairobi	Total	Alinjugur	Dadaab	Kakuma	Nairobi	Total	Alinjugur	Dadaab	Kakuma	Nairobi	Total	Dadaab	Kakuma	Nairobi	Total	Dadaab	Kakuma	Nairobi	Total
Total	769	2,696	24,120	6,426	34,011	887	2,155	22,825	14,102	39,969	726	1,848	17,171	24,019	43,764	1,599	25,837	29,589	57,025	1,287	21,934	27,668	50,889
DR Congo	3	74	5,297	2,605	7,979	122	17	4,302	8,251	12,692	39	16	2,523	13,411	15,989	14	4,222	17,822	22,058	7	3,530	13,523	17,060
Ethiopia	610	2,262	4,360	1,996	9,228	514	1,900	4,147	2,683	9,244	425	1,583	2,133	4,032	8,173	1,129	3,786	5,177	10,092	881	3,346	5,399	9,626
Burundi	1	140	5,634	136	5,911	63	97	6,323	981	7,464	11	38	4,901	1,794	6,744	27	8,763	2175	10,965	22	6,408	2,165	8,595
Sudan	-	6	6,225	19	6,250	-	9	6,806	32	6,847	-	2	6,385	56	6,443	2	7,021	63	7,086	2	6,504	66	6,572
Uganda	-	7	636	165	808	9	9	744	508	1,270	1	10	783	545	1,339	9	1,311	533	1,853	6	1,228	423	1,657
Somalia	155	99	1,434	932	2,620	164	89	61	679	993	244	162	109	1,599	2,114	364	214	2,119	2,697	326	298	4,055	4,679
Rwanda	-	6	343	269	618	14	11	344	427	796	6	10	281	613	910	13	400	663	1,076	7	402	680	1,089
Eritrea	-	3	68	162	233	-	3	57	336	396	-	2	12	495	509	2	15	632	649	2	133	876	1,011
Other	-	8	52	56	116	1	14	38	120	173	-	3	44	246	293	4	105	339	448	3	77	434	514
South Sudan	-	91	71	86	248	-	6	3	85	94	-	22	-	1,228	1,250	35	-	66	101	31	8	47	86

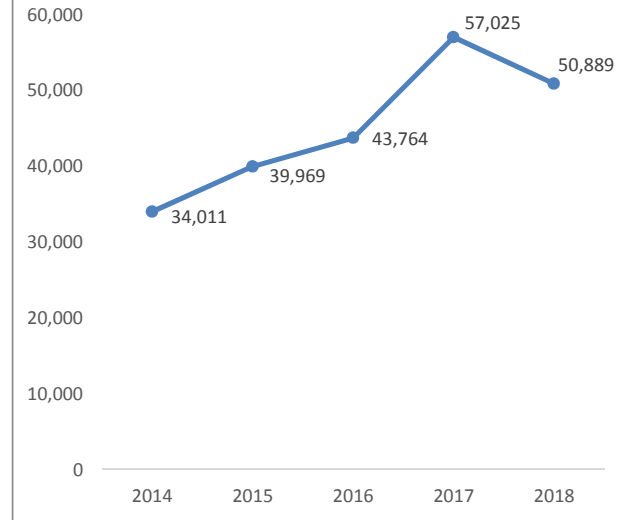
TREND BY LOCATION



TREND BY MAJOR COUNTRIES OF ORIGIN



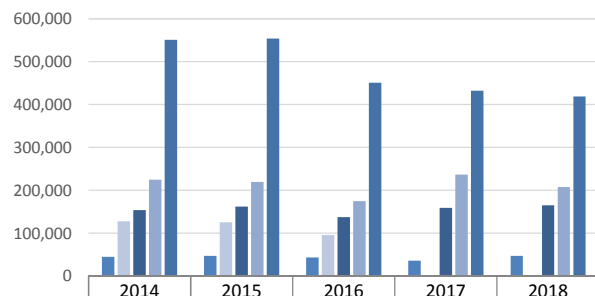
TREND SINCE 2014



REFUGEES IN KENYA BY COUNTRY OF ORIGIN AND LOCATION

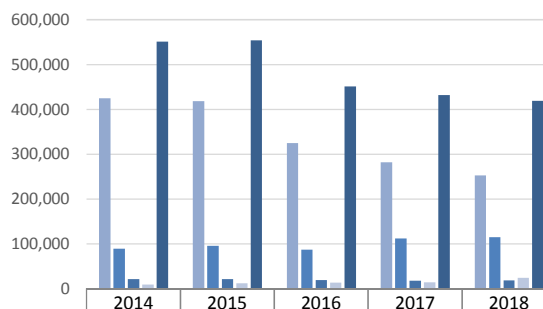
Country of Origin	2013	2014					2015					2016					2017				2018			
	Alinjugur	Alinjugur	Dadaab	Kakuma	Nairobi	Total	Alinjugur	Dadaab	Kakuma	Nairobi	Total	Alinjugur	Dadaab	Kakuma	Nairobi	Total	Dadaab	Kakuma	Nairobi	Total	Dadaab	Kakuma	Nairobi	Total
Total	135,164	128,003	224,546	153,959	44,844	551,352	125,155	219,783	161,725	47,249	553,912	95,253	174,937	137,776	43,133	451,099	236,553	159,317	36,122	431,992	207,264	164,758	47,177	419,199
Somalia	132,441	125,429	213,367	54,746	31,149	424,691	122,499	208,652	54,825	31,944	417,920	93,099	165,225	37,704	28,420	324,448	228,700	35,335	17,679	281,714	200,485	33,376	18,382	252,243
South Sudan	1	1	1,243	87,886	96	89,226	32	1,271	93,410	958	95,671	13	1,073	84,983	1,072	87,141	955	105,168	5,401	111,524	940	107,996	5,746	114,682
Ethiopia	2,715	2,566	9,627	3,412	5,645	21,250	2,580	9,499	3,448	5,702	21,229	2,099	8,291	3,233	5,441	19,064	6,630	6,684	4,558	17,872	5,589	7,124	5,267	17,980
DR Congo	2	2	146	3,669	5,507	9,324	32	170	5,559	6,285	12,046	29	134	7,230	5,935	13,328	100	7,311	6,550	13,961	95	8,638	15,158	23,891
Sudan	-	-	63	3,141	177	3,381	-	65	3,217	137	3,419	1	56	2,693	113	2,863	51	2,768	105	2,924	42	3,335	114	3,491
Burundi	-	-	15	351	291	657	7	41	481	319	848	3	82	1,263	369	1,717	56	1,371	478	1,905	44	3,600	1,004	4,648
Eritrea	-	-	20	61	1,252	1,333	-	15	69	1,145	1,229	-	7	43	1,031	1,081	6	45	657	708	2	34	668	704
Rwanda	-	-	11	273	541	825	-	9	271	533	813	-	7	224	489	720	3	211	372	586	4	210	425	639
Uganda	3	3	50	402	136	591	3	58	414	162	637	6	62	376	187	631	48	394	192	634	59	408	273	740
Other	2	2	4	18	50	74	2	3	31	64	100	3	-	27	76	106	4	30	130	164	4	37	140	181

TREND BY LOCATION



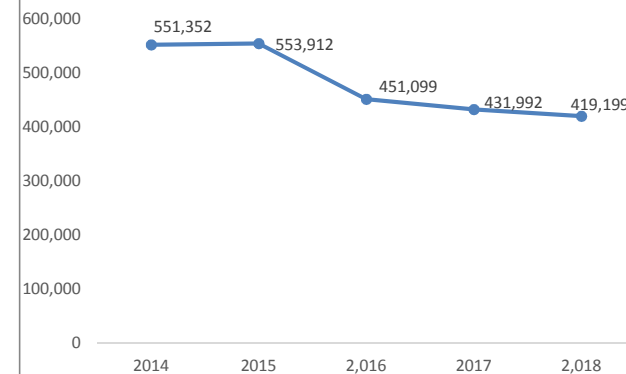
	2014	2015	2016	2017	2018
■ Nairobi	44,844	47,249	43,133	36,122	47,177
■ Alinjugur	128,003	125,155	95,253		
■ Kakuma	153,959	161,725	137,776	159,317	164,758
■ Dadaab	224,546	219,783	174,937	236,553	207,264
■ Total	551,352	553,912	451,099	431,992	419,199

TREND BY MAJOR COUNTRIES OF ORIGIN



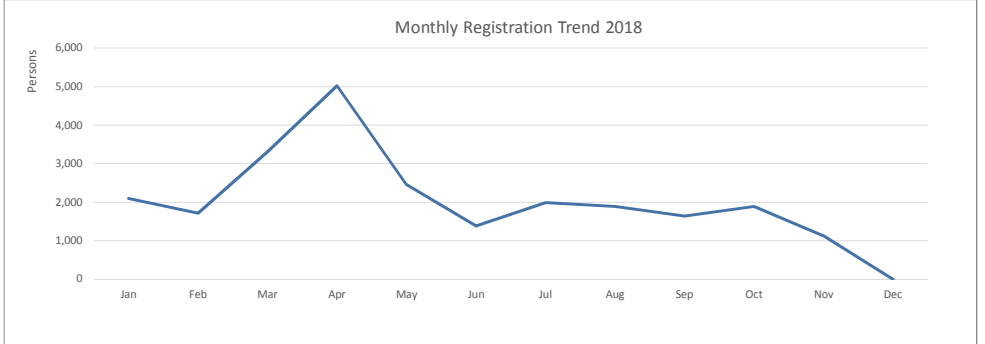
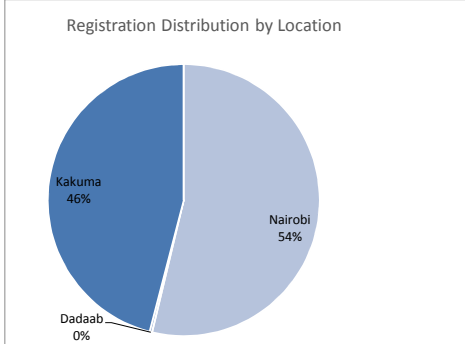
	2014	2015	2016	2017	2018
■ Somalia	424,691	417,920	324,448	281,714	252,243
■ South Sudan	89,226	95,671	87,141	111,524	114,682
■ Ethiopia	21,250	21,229	19,064	17,872	17,980
■ DR Congo	9,324	12,046	13,328	13,961	23,891
■ Total	551,352	553,912	451,099	431,992	419,199

TREND SINCE 2014



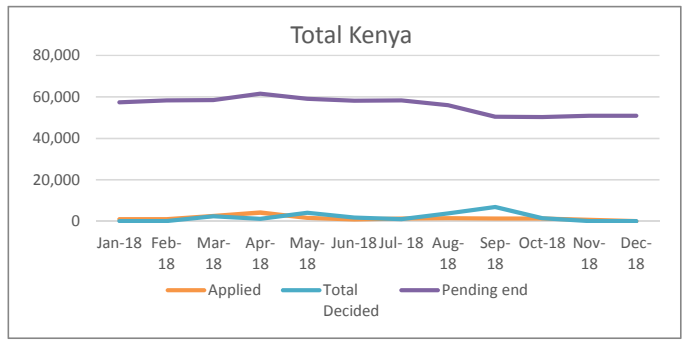
KENYA REGISTRATION TREND BY LOCATION AND COUNTRY OF ORIGIN

Location	Month	Total	Country of Origin																													
			AFG	ANG	BDI	BKF	CAR	COB	COD	CMR	ERT	ETH	ICO	LBR	NIG/ML	RSA	RWA	SLE	SOM	SSD	SUD	SYR	TAN	TIB	TUR	UGA	YEM	ZIM	Other			
Total Kenya	Jan	2,095	0	0	236	0	0	1	404	0	14	150	0	0	2	0	5	1	99	989	127	0	0	0	58	6	2	1	0			
	Nairobi	Jan	697	0	0	48	0	0	1	325	0	14	119	0	0	2	0	5	1	88	52	0	0	0	0	33	6	2	1	0		
		Moyale	Jan	0	0	0	0	0	0	0	0	0	0	0	0	0	0	0	0	0	0	0	0	0	0	0	0	0	0	0	0	
			Dadaab	Jan	3	0	0	0	0	0	0	0	0	0	0	0	0	0	0	0	0	3	0	0	0	0	0	0	0	0	0	0
				Kakuma	Jan	1,395	0	0	188	0	0	0	79	0	0	31	0	0	0	0	0	8	937	127	0	0	0	25	0	0	0	0

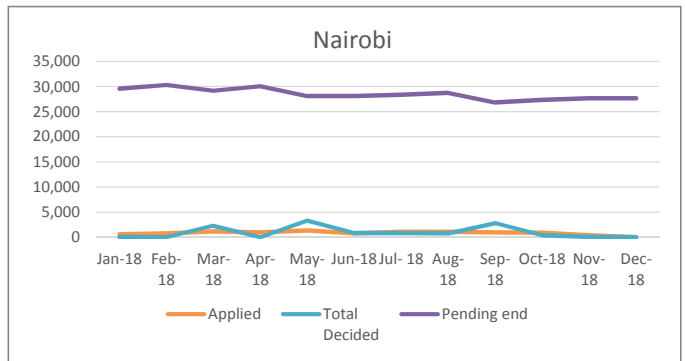


Individual Asylum Applications and Refugee Status Determination Trend

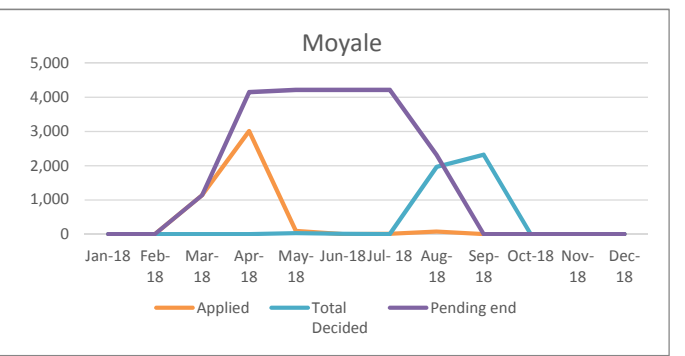
Total	Month	Pending begin	Applied	Reco-gnized	Reje-cted	Oth. Closed	Total Decided	Pending end
	Jan-18	56,514	1,047	14	0	93	107	57,454
	Feb-18	57,454	1,020	17	0	60	77	58,397
	Mar-18	58,397	2,544	2,326	0	56	2,382	58,559
	Apr-18	58,559	4,171	448	0	777	1,225	61,505
	May-18	61,505	1,722	3,678	0	515	4,193	59,034
	Jun-18	59,034	943	1,423	0	451	1,874	58,103
	Jul-18	58,103	1,305	630	0	385	1,015	58,393
	Aug-18	58,393	1,482	1,107	0	2,752	3,859	56,016
	Sep-18	56,016	1,401	4,324	0	2,590	6,914	50,503
	Oct-18	50,503	1,285	1,369	0	112	1,481	50,307
	Nov-18	50,307	730	6	0	142	148	50,889
	Dec-18	50,889	0	0	0	0	0	50,889
Total		17,650	15,342	0	7,933	23,275		



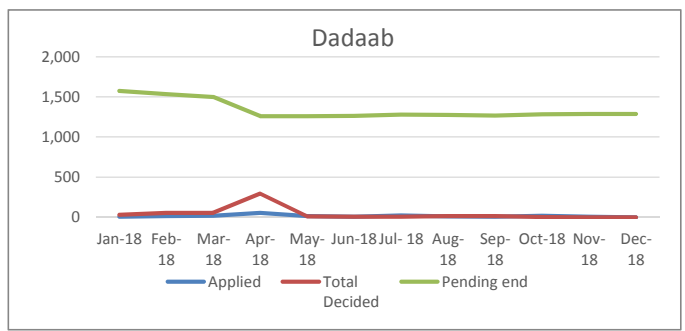
Nairobi	Month	Pending begin	Applied	Reco-gnized	Reje-cted	Oth. Closed	Total Decided	Pending end
	Jan-18	29,078	558	14	0	33	47	29,589
	Feb-18	29,589	753	11	0	0	11	30,331
	Mar-18	30,331	1,163	2,326	0	0	2,326	29,168
	Apr-18	29,168	956	35	0	0	35	30,089
	May-18	30,089	1,341	3,310	0	0	3,310	28,120
	Jun-18	28,120	782	534	0	278	812	28,090
	Jul-18	28,090	1,101	630	0	182	812	28,379
	Aug-18	28,379	1,105	3	0	755	758	28,726
	Sep-18	28,726	943	2,793	0	37	2,830	26,839
	Oct-18	26,839	892	350	0	35	385	27,346
	Nov-18	27,346	399	6	0	71	77	27,668
	Dec-18	27,668	0	0	0	0	0	27,668
Total		9,993	10,012	0	1,391	11,403		



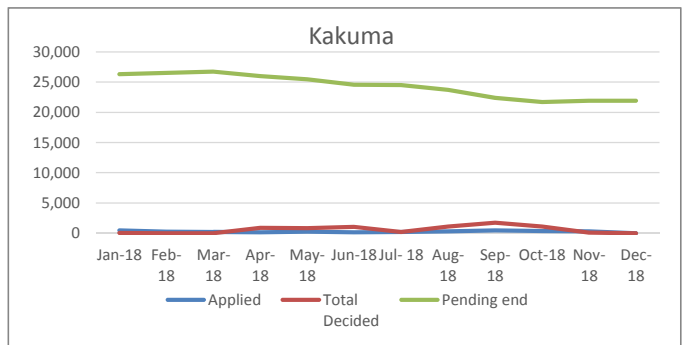
Moyale	Month	Pending begin	Applied	Reco-gnized	Reje-cted	Oth. Closed	Total Decided	Pending end
	Jan-18	0	0	-	0	0	0	0
	Feb-18	0	0	-	0	0	0	0
	Mar-18	0	1,139	0	0	0	0	1,139
	Apr-18	1,139	3,006	0	0	0	0	4,145
	May-18	4,145	89	0	0	24	24	4,210
	Jun-18	4,210	0	0	0	2	2	4,208
	Jul-18	4,208	2	0	0	0	0	4,210
	Aug-18	4,210	71	0	0	1,963	1,963	2,318
	Sep-18	2,318	0	0	0	2,318	2,318	0
	Oct-18	0	0	0	0	0	0	0
	Nov-18	0	0	0	0	0	0	0
	Dec-18	0	0	0	0	0	0	0
Total		4,307	0	0	4,307	4,307		



Dadaab	Month	Pending begin	Applied	Reco-gnized	Reje-cted	Oth. Closed	Total Decided	Pending end
	Jan-18	1,599	5	0	0	29	29	1,575
	Feb-18	1,575	12	0	0	55	55	1,532
	Mar-18	1,532	19	0	0	53	53	1,498
	Apr-18	1,498	54	0	0	294	294	1,258
	May-18	1,258	13	0	0	11	11	1,260
	Jun-18	1,260	7	0	0	6	6	1,261
	Jul-18	1,261	22	0	0	4	4	1,279
	Aug-18	1,279	8	0	0	12	12	1,275
	Sep-18	1,275	5	3	0	11	14	1,266
	Oct-18	1,266	16	0	0	1	1	1,281
	Nov-18	1,281	6	0	0	0	0	1,287
	Dec-18	1,287	0	0	0	0	0	1,287
Total		167	3	0	476	479		



Kakuma	Month	Pending begin	Applied	Reco-gnized	Reje-cted	Oth. Closed	Total Decided	Pending end
	Jan-18	25,837	484	0	0	31	31	26,290
	Feb-18	26,290	255	6	0	5	11	26,534
	Mar-18	26,534	223	0	0	3	3	26,754
	Apr-18	26,754	155	413	0	483	896	26,013
	May-18	26,013	279	368	0	480	848	25,444
	Jun-18	25,444	154	889	0	165	1,054	24,544
	Jul-18	24,544	180	0	0	199	199	24,525
	Aug-18	24,525	298	1,104	0	22	1,126	23,697
	Sep-18	23,697	453	1,528	0	224	1,752	22,398
	Oct-18	22,398	377	1019	0	76	1,095	21,680
	Nov-18	21,680	325	0	0	71	71	21,934
	Dec-18	21,934	0	0	0	0	0	21,934
Total		3,183	5,327	0	1,759	7,086		



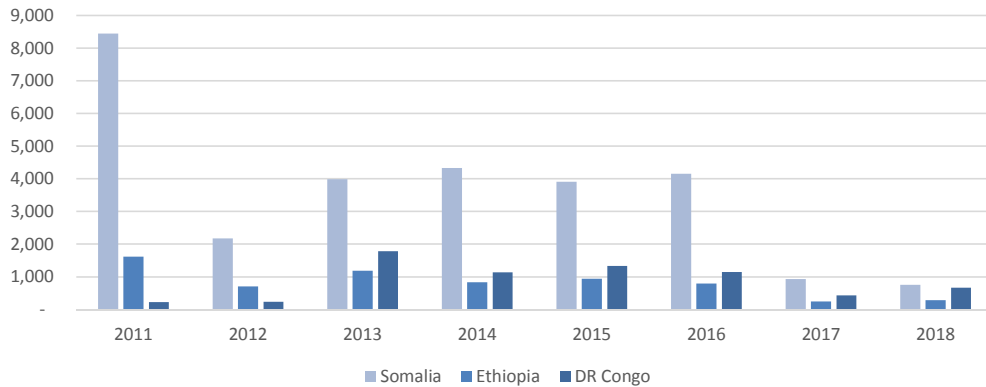
RESETTLEMENT SUBMISSION BY COUNTRY OF ORIGIN

Country of Origin	2011	2012	2013	2014	2015	2016	2017	2018	Total
Somalia	8,439	2,170	3,985	4,325	3,909	4,147	929	751	28,655
Ethiopia	1,617	700	1,181	830	941	785	237	283	6,574
Sudan	175	30	29	158	541	104	4	5	1,046
DR Congo	218	230	1,783	1,132	1,326	1,143	424	662	6,918
Eritrea	25	20	111	73	116	55	26	33	459
Uganda	13	5	24	88	108	107	47	25	417
Burundi	17	22	58	46	121	81	100	33	478
Rwanda	13	24	22	31	78	26	10	3	207
South Sudan	-	33	214	111	420	701	143	103	1,725
Other	1	5	5	11	26	14	20	20	102
Total	10,518	3,239	7,412	6,805	7,586	7,163	1,940	1,918	46,581

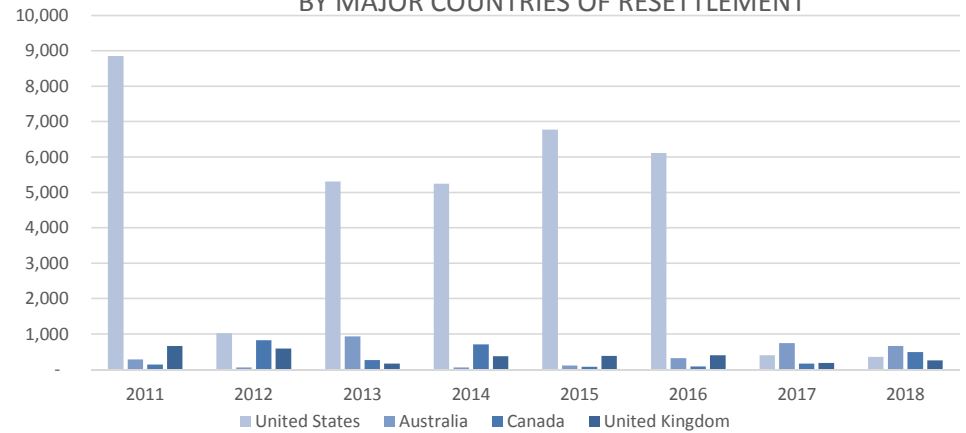
RESETTLEMENT SUBMISSION BY COUNTRY OF RESETTLEMENT

Country of Submission	2011	2012	2013	2014	2015	2016	2017	2018	Total
United States	8,849	1,019	5,304	5,239	6,764	6,105	391	353	34,024
Australia	281	50	932	53	107	310	736	652	3,121
Canada	129	821	254	705	69	75	158	486	2,697
United Kingdom	657	585	155	363	378	397	180	248	2,963
Sweden	391	402	342	397	81	262	353	147	2,375
Netherlands	109	114	145	16	130	-	-	-	514
Denmark	6	14	16	14	29	6	-	-	85
Norway	72	218	218	12	11	5	6	-	542
France	-	-	29	-	-	1	88	32	150
Other	24	16	17	6	17	2	28	-	110
Total	10,518	3,239	7,412	6,805	7,586	7,163	1,940	1,918	46,581

RESETTLEMENT SUBMISSION TRENDS BY MAJOR COUNTRIES OF ORIGIN



RESETTLEMENT SUBMISSION TRENDS BY MAJOR COUNTRIES OF RESETTLEMENT



RESETTLEMENT DEPARTURES BY COUNTRY OF ORIGIN

Country of Origin	2011	2012	2013	2014	2015	2016	2017	2018	Total
Somalia	2,102	1,442	2,612	3,562	3,142	5,521	2,102	245	20,728
Sudan	213	102	61	82	46	123	184	8	819
Ethiopia	906	806	469	480	645	1,265	663	233	5,467
Rwanda	35	26	26	21	28	56	24	22	238
Uganda	7	14	2	36	69	70	50	58	306
Congo DR	234	192	308	560	874	1,621	730	445	4,964
Burundi	35	14	13	23	30	70	50	44	279
Eritrea	48	25	25	57	28	121	62	27	393
SSD	-	35	88	92	136	412	272	85	1,120
Other	1	3	-	-	3	27	4	-	38
Total	3,581	2,659	3,604	4,913	5,001	9,286	4,141	1,167	33,185

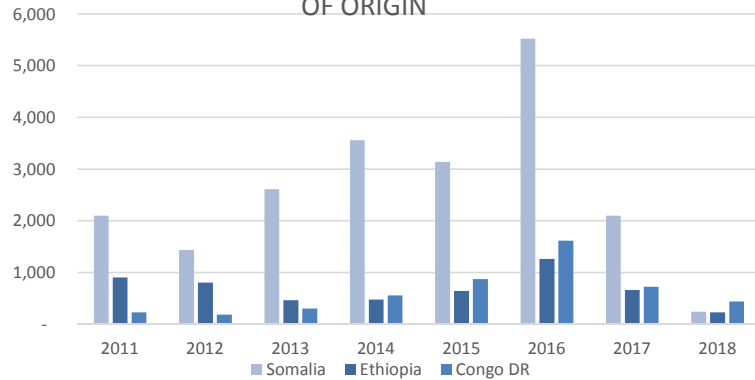
departures to end of march

RESETTLEMENT DEPARTURES BY COUNTRY OF RESETTLEMENT

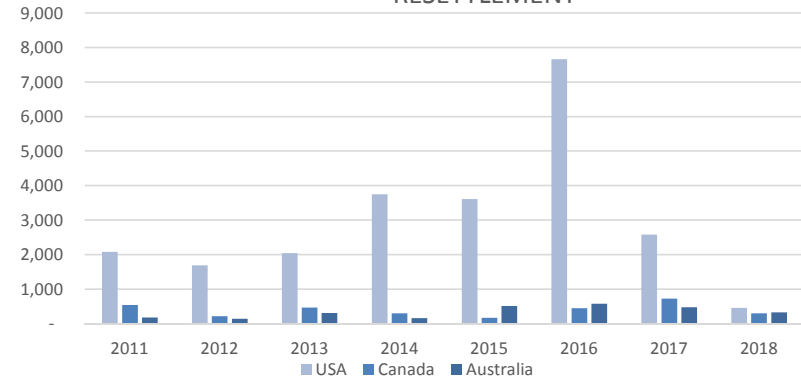
Country of Resettlement	2011	2012	2013	2014	2015	2016	2017	2018	Total
USA	2,083	1,688	2,040	3,751	3,610	7,665	2,585	454	23,876
Canada	541	213	464	302	174	452	725	295	3,166
Australia	182	141	311	160	514	580	475	323	2,686
Sweden	329	88	331	229	341	238	83	4	1,643
United Kingdom	208	460	260	279	308	267	248	81	2,111
Netherlands	81	29	-	87	2	70	-	-	269
Norway	58	18	159	78	32	3	7	-	355
New Zealand	10	-	4	-	-	5	11	-	30
Denmark	-	10	22	7	7	4	-	-	50
Other	89	12	13	20	13	2	7	10	166
Total	3,581	2,659	3,604	4,913	5,001	9,286	4,141	1,167	33,185

departures to end of march

RESETTLEMENT DEPARTURE TRENDS BY MAJOR COUNTRIES OF ORIGIN



RESETTLEMENT DEPARTURE TRENDS BY MAJOR COUNTRIES OF RESETTLEMENT



**VOLUNTARY REPATRIATION FROM KENYA
BY COUNTRY OF ORIGIN**

Country of Origin	Year										
	2009	2010	2011	2012	2013	2014	2015	2016	2017	2018	Total
Sudan	665	64	28								757
Burundi	2	1		4						558	565
Rwanda	1	2	2	1							6
Mozambique	-	5							4		9
Somalia	-	6	69	4		485	5,616	33,783	35,403	7,559	82,925
Congo	-	3	2	7	3						15
Ethiopia	-	-								1,963	1,963
Uganda	-	-	4	1							5
Other	-	2	6					6			14
Total	668	83	111	17	3	485	5,616	33,789	35,407	10,080	86,259

VolRepTrend

