

Statistical summary

as of
31-Oct-18

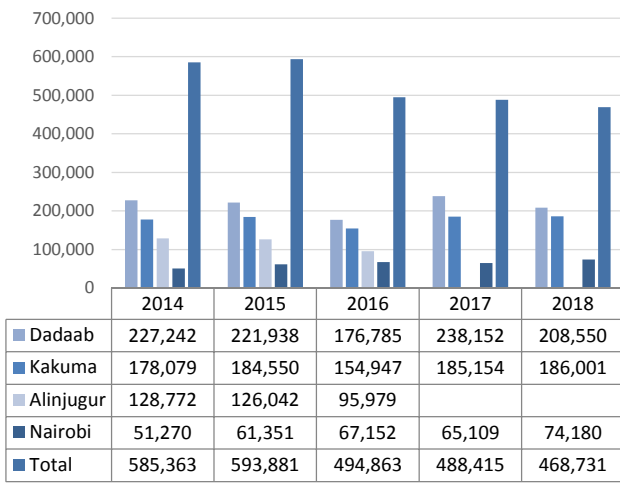
Refugees and Asylum Seekers in Kenya

	Total	Dadaab	Kakuma	Urban		
				Nairobi	Moyale	
A. Refugees and Asylum Seekers	468,731	208,550	186,001	74,180	0	- Page 2
B. Registration	23,379	53	8,637	10,384	4,305	- Page 6
C. Refugee Status Determination						- Page 7
1. Applied	16,920	161	2,858	9,594	4,307	
2. Recognized	15,336	3	5,327	10,006	0	
3. Rejected	0	0	0	0	0	
4. Pending	50,307	1,281	21,680	27,346	0	
D. 2018 Resettlement Submissions	1,918					- Page 8
E. 2018 Resettlement Departures	1,167					- Page 9
F. 2018 Voluntary Repatriation	9,770					- Page 10

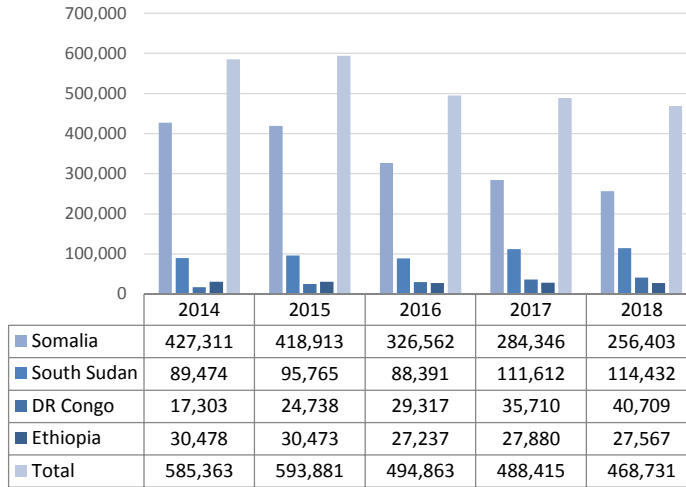
REFUGEES AND ASYLUM SEEKERS IN KENYA BY COUNTRY OF ORIGIN AND LOCATION

Country of Origin	2014					2015					2016					2017				2018			
	Alinjgur	Dadaab	Kakuma	Nairobi	Total	Alinjgur	Dadaab	Kakuma	Nairobi	Total	Alinjgur	Dadaab	Kakuma	Nairobi	Total	Dadaab	Kakuma	Nairobi	Total	Dadaab	Kakuma	Nairobi	Total
Total	128,772	227,242	178,079	51,270	585,363	126,042	221,938	184,550	61,351	593,881	95,979	176,785	154,947	67,152	494,863	238,152	185,154	65,109	488,415	208,550	186,001	74,180	468,731
Somalia	125,584	213,466	56,180	32,081	427,311	122,663	208,741	54,886	32,623	418,913	93,342	165,388	37,813	30,019	326,562	229,064	35,549	19,733	284,346	200,811	33,541	22,051	256,403
South Sudan	1	1,334	87,957	182	89,474	32	1,277	93,413	1,043	95,765	13	1,095	84,983	2,300	88,391	990	105,168	5,454	111,612	970	107,672	5,790	114,432
DR Congo	5	220	8,966	8,112	17,303	154	187	9,861	14,536	24,738	68	150	9,753	19,346	29,317	114	11,533	24,063	35,710	103	12,069	28,537	40,709
Ethiopia	3,176	11,889	7,772	7,641	30,478	3,094	11,399	7,595	8,385	30,473	2,525	9,873	5,366	9,473	27,237	7,759	10,470	9,651	27,880	6,470	10,472	10,625	27,567
Sudan	-	69	9,366	196	9,631	-	74	10,023	169	10,266	1	58	9,078	169	9,306	53	9,789	166	10,008	44	9,826	179	10,049
Burundi	1	155	5,985	427	6,568	70	138	6,804	1,300	8,312	14	120	6,164	2,163	8,461	83	10,134	2,611	12,828	65	9,982	3,163	13,210
Uganda	3	57	1,038	301	1,399	12	67	1,158	670	1,907	7	72	1,159	732	1,970	57	1,705	720	2,482	65	1,634	679	2,378
Rwanda	-	17	616	810	1,443	14	20	615	960	1,609	6	17	505	1,102	1,630	16	611	1,015	1,642	11	595	1,108	1,714
Eritrea	-	23	129	1,414	1,566	-	18	126	1,481	1,625	-	9	55	1,526	1,590	8	60	1,273	1,341	4	101	1,498	1,603
Other	2	12	70	106	190	3	17	69	184	273	3	3	71	322	399	8	135	423	566	7	109	550	666

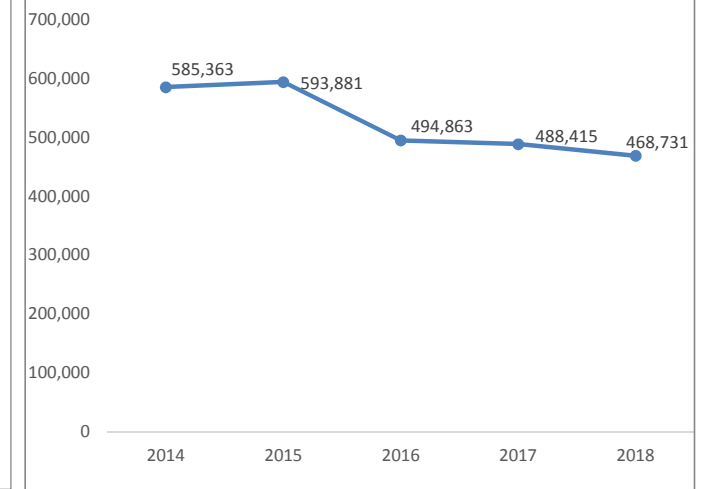
TREND BY LOCATION



TREND BY MAJOR COUNTRIES OF ORIGIN

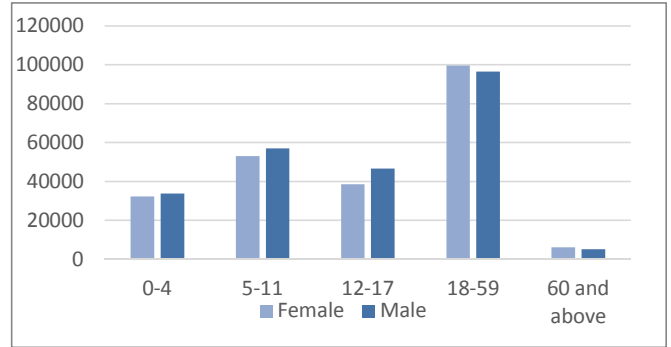


TREND SINCE 2014

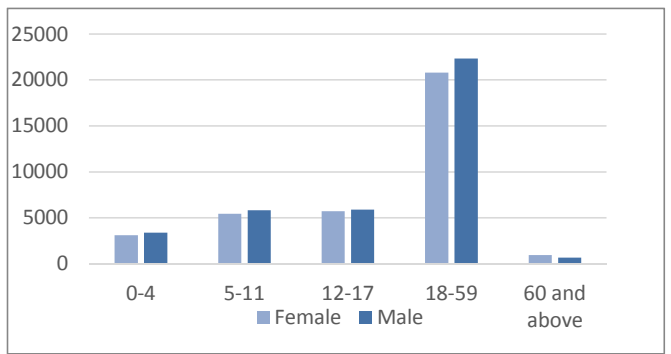


REFUGEES AND ASYLUM SEEKERS IN KENYA : DEMOGRAPHIC BREAKDOWN

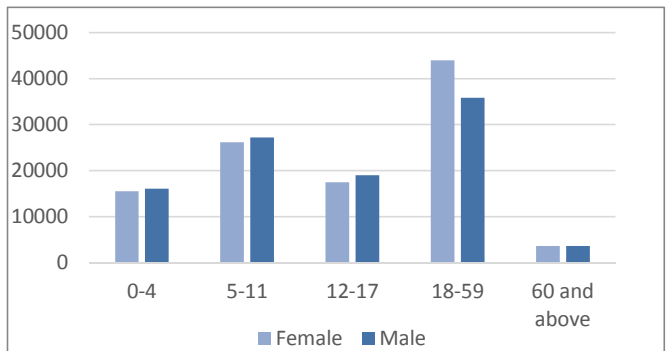
Total Kenya	Age Group	Sex				Total	
		Female		Male			
		#	%	#	%	#	%
	0-4	32,276	6.9%	33,859	7.2%	66,135	14.1%
	5-11	53,029	11.3%	56,946	12.1%	109,975	23.5%
	12-17	38,624	8.2%	46,680	10.0%	85,304	18.2%
	18-59	99,692	21.3%	96,449	20.6%	196,141	41.8%
	60 and above	6,069	1.3%	5,107	1.1%	11,176	2.4%
	Total	229,690	49.0%	239,041	51.0%	468,731	



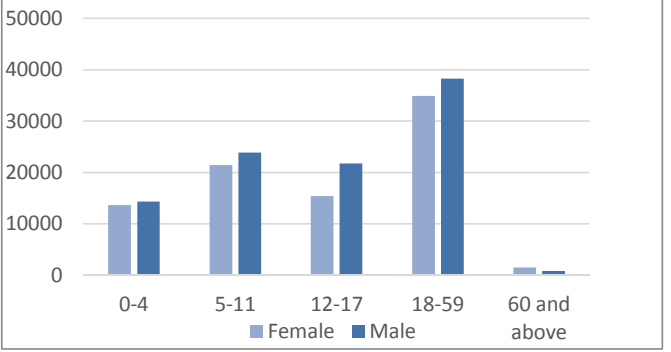
Nairobi	Age Group	Sex				Total	
		Female		Male			
		#	%	#	%	#	%
	0-4	3,106	4.2%	3,404	4.6%	6,510	8.8%
	5-11	5,440	7.3%	5,842	7.9%	11,282	15.2%
	12-17	5,736	7.7%	5,903	8.0%	11,639	15.7%
	18-59	20,789	28.0%	22,335	30.1%	43,124	58.1%
	60 and above	938	1.3%	687	0.9%	1,625	2.2%
	Total	36,009	48.5%	38,171	51.5%	74,180	



Dadaab	Age Group	Sex				Total	
		Female		Male			
		#	%	#	%	#	%
	0-4	15,511	7.4%	16,112	7.7%	31,623	15.2%
	5-11	26,145	12.5%	27,217	13.1%	53,362	25.6%
	12-17	17,478	8.4%	19,014	9.1%	36,492	17.5%
	18-59	43,977	21.1%	35,827	17.2%	79,804	38.3%
	60 and above	3,628	1.7%	3,641	1.7%	7,269	3.5%
	Total	106,739	51.2%	101,811	48.8%	208,550	



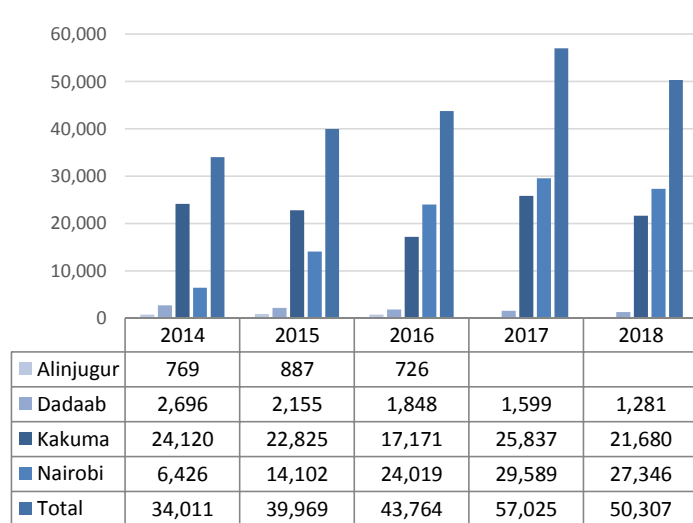
Kakuma	Age Group	Sex				Total	
		Female		Male			
		#	%	#	%	#	%
	0-4	13,659	7.3%	14,343	7.7%	28,002	15.1%
	5-11	21,444	11.5%	23,887	12.8%	45,331	24.4%
	12-17	15,410	8.3%	21,763	11.7%	37,173	20.0%
	18-59	34,926	18.8%	38,287	20.6%	73,213	39.4%
	60 and above	1,503	0.8%	779	0.4%	2,282	1.2%
	Total	86,942	46.7%	99,059	53.3%	186,001	



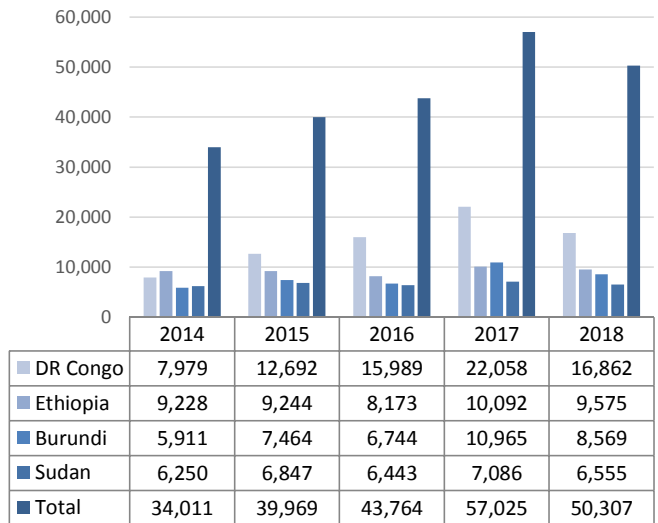
ASYLUM SEEKERS STATISTICS BY COUNTRY OF ORIGIN AND LOCATION

Country of Origin	2014					2015					2016					2017				2018			
	Alinjugur	Dadaab	Kakuma	Nairobi	Total	Alinjugur	Dadaab	Kakuma	Nairobi	Total	Alinjugur	Dadaab	Kakuma	Nairobi	Total	Dadaab	Kakuma	Nairobi	Total	Dadaab	Kakuma	Nairobi	Total
Total	769	2,696	24,120	6,426	34,011	887	2,155	22,825	14,102	39,969	726	1,848	17,171	24,019	43,764	1,599	25,837	29,589	57,025	1,281	21,680	27,346	50,307
DR Congo	3	74	5,297	2,605	7,979	122	17	4,302	8,251	12,692	39	16	2,523	13,411	15,989	14	4,222	17,822	22,058	6	3,424	13,432	16,862
Ethiopia	610	2,262	4,360	1,996	9,228	514	1,900	4,147	2,683	9,244	425	1,583	2,133	4,032	8,173	1,129	3,786	5,177	10,092	877	3,328	5,370	9,575
Burundi	1	140	5,634	136	5,911	63	97	6,323	981	7,464	11	38	4,901	1,794	6,744	27	8,763	2175	10,965	21	6,387	2,161	8,569
Sudan	-	6	6,225	19	6,250	-	9	6,806	32	6,847	-	2	6,385	56	6,443	2	7,021	63	7,086	2	6,487	66	6,555
Uganda	-	7	636	165	808	9	9	744	508	1,270	1	10	783	545	1,339	9	1,311	533	1,853	6	1,226	408	1,640
Somalia	155	99	1,434	932	2,620	164	89	61	679	993	244	162	109	1,599	2,114	364	214	2,119	2,697	326	298	3,919	4,543
Rwanda	-	6	343	269	618	14	11	344	427	796	6	10	281	613	910	13	400	663	1,076	7	385	688	1,080
Eritrea	-	3	68	162	233	-	3	57	336	396	-	2	12	495	509	2	15	632	649	2	63	828	893
Other	-	8	52	56	116	1	14	38	120	173	-	3	44	246	293	4	105	339	448	3	73	418	494
South Sudan	-	91	71	86	248	-	6	3	85	94	-	22	-	1,228	1,250	35	-	66	101	31	9	56	96

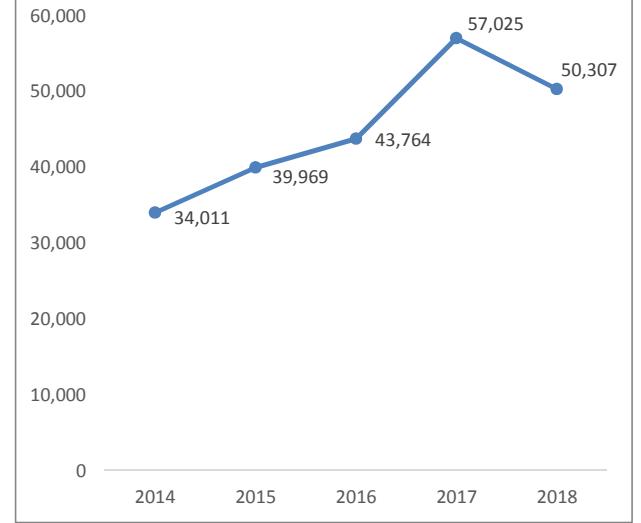
TREND BY LOCATION



TREND BY MAJOR COUNTRIES OF ORIGIN



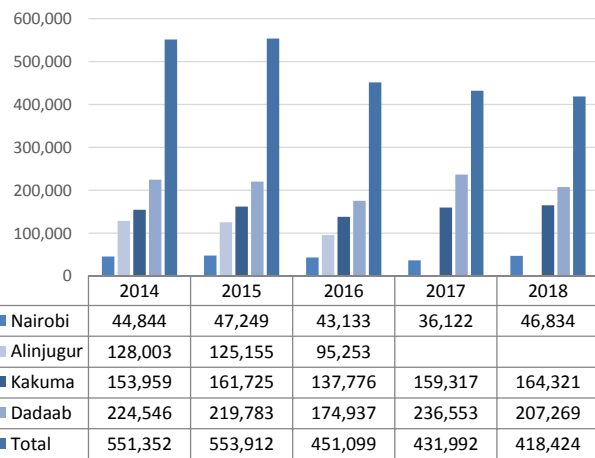
TREND SINCE 2014



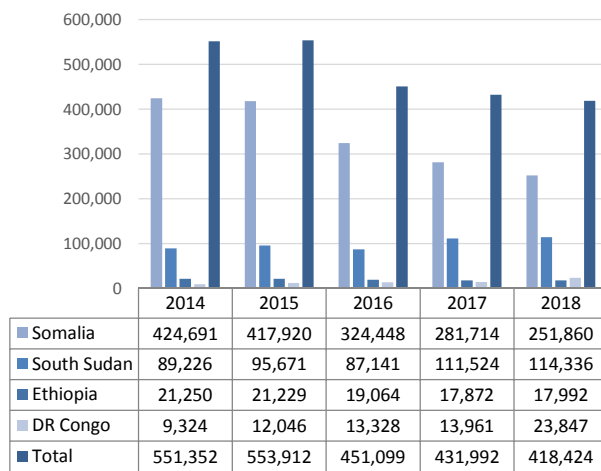
REFUGEES IN KENYA BY COUNTRY OF ORIGIN AND LOCATION

Country of Origin	2013	2014					2015					2016					2017				2018			
	Alinjugur	Alinjugur	Dadaab	Kakuma	Nairobi	Total	Alinjugur	Dadaab	Kakuma	Nairobi	Total	Alinjugur	Dadaab	Kakuma	Nairobi	Total	Dadaab	Kakuma	Nairobi	Total	Dadaab	Kakuma	Nairobi	Total
Total	135,164	128,003	224,546	153,959	44,844	551,352	125,155	219,783	161,725	47,249	553,912	95,253	174,937	137,776	43,133	451,099	236,553	159,317	36,122	431,992	207,269	164,321	46,834	418,424
Somalia	132,441	125,429	213,367	54,746	31,149	424,691	122,499	208,652	54,825	31,944	417,920	93,099	165,225	37,704	28,420	324,448	228,700	35,335	17,679	281,714	200,485	33,243	18,132	251,860
South Sudan	1	1	1,243	87,886	96	89,226	32	1,271	93,410	958	95,671	13	1,073	84,983	1,072	87,141	955	105,168	5,401	111,524	939	107,663	5,734	114,336
Ethiopia	2,715	2,566	9,627	3,412	5,645	21,250	2,580	9,499	3,448	5,702	21,229	2,099	8,291	3,233	5,441	19,064	6,630	6,684	4,558	17,872	5,593	7,144	5,255	17,992
DR Congo	2	2	146	3,669	5,507	9,324	32	170	5,559	6,285	12,046	29	134	7,230	5,935	13,328	100	7,311	6,550	13,961	97	8,645	15,105	23,847
Sudan	-	-	63	3,141	177	3,381	-	65	3,217	137	3,419	1	56	2,693	113	2,863	51	2,768	105	2,924	42	3,339	113	3,494
Burundi	-	-	15	351	291	657	7	41	481	319	848	3	82	1,263	369	1,717	56	1,371	478	1,905	44	3,595	1,002	4,641
Eritrea	-	-	20	61	1,252	1,333	-	15	69	1,145	1,229	-	7	43	1,031	1,081	6	45	657	708	2	38	670	710
Rwanda	-	-	11	273	541	825	-	9	271	533	813	-	7	224	489	720	3	211	372	586	4	210	420	634
Uganda	3	3	50	402	136	591	3	58	414	162	637	6	62	376	187	631	48	394	192	634	59	408	271	738
Other	2	2	4	18	50	74	2	3	31	64	100	3	-	27	76	106	4	30	130	164	4	36	132	172

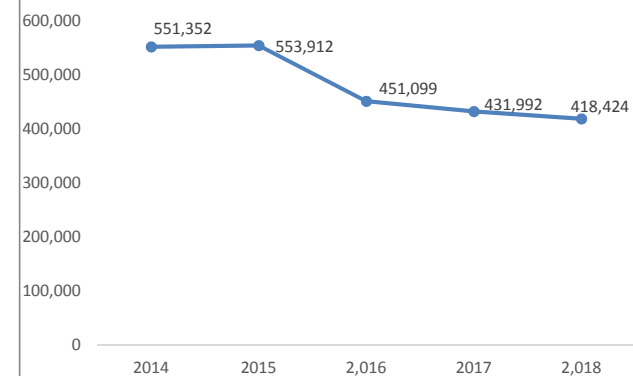
TREND BY LOCATION



TREND BY MAJOR COUNTRIES OF ORIGIN



TREND SINCE 2014

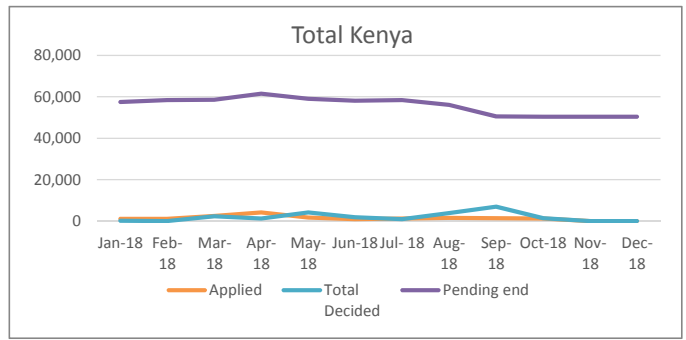


KENYA REGISTRATION TREND BY LOCATION AND COUNTRY OF ORIGIN

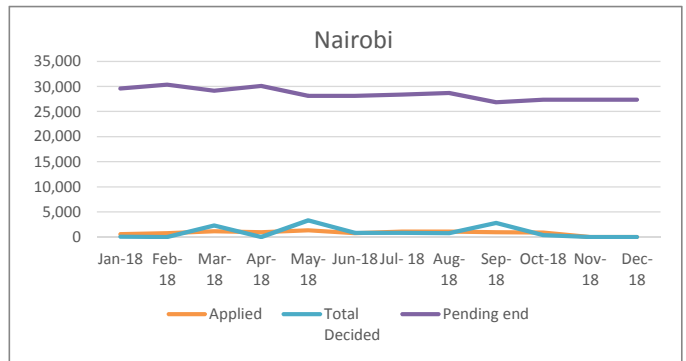
	Month	Total	Country of Origin																											
			AFG	ANG	BDI	BKF	CAR	COB	COD	CMR	ERT	ETH	ICO	LBR	NIG/ML	RSA	RWA	SLE	SOM	SSD	SUD	SYR	TAN	TIB	TUR	UGA	YEM	ZIM	OTHER	
Total Kenya	Jan	2,095	0	0	236	0	0	1	404	0	14	150	0	0	2	0	5	1	99	989	127	0	0	0	33	31	2	1	0	
	Feb	1,710	0	0	79	0	0	0	415	1	9	153	0	0	0	0	10	0	301	658	50	0	0	0	0	24	7	0	3	
	Mar	3,311	0	0	80	0	0	0	583	0	29	1,311	0	0	0	0	8	0	284	936	53	2	0	0	12	8	5	0	0	
	Apr	5,020	5	0	117	0	1	0	542	0	25	3,222	0	0	0	0	3	0	270	806	10	0	0	0	0	14	5	0	0	
	May	2,454	0	0	232	0	0	1	721	1	27	342	0	0	0	0	12	0	246	822	25	0	0	0	0	18	6	0	1	
	Jun	1,384	1	0	165	0	0	0	549	2	16	107	0	0	0	0	8	0	115	389	16	0	0	0	0	14	1	0	1	
	Jul	1,986	0	0	120	0	0	0	736	3	24	107	0	0	0	0	11	0	323	608	29	0	2	0	0	19	2	0	2	
	Aug	1,889	1	0	156	0	0	0	707	14	28	197	0	0	0	0	18	0	267	455	9	0	31	0	0	2	2	0	2	
	Sep	1,638	2	0	106	0	0	0	558	8	20	149	0	0	0	24	0	0	266	436	37	0	0	0	3	16	10	0	3	
	Oct	1,892	0	0	211	0	0	2	656	1	134	108	0	0	0	0	10	0	244	457	15	1	1	0	0	48	4	0	0	
	Nov	0	0	0	0	0	0	0	0	0	0	0	0	0	0	0	0	0	0	0	0	0	0	0	0	0	0	0	0	0
	Dec	0	0	0	0	0	0	0	0	0	0	0	0	0	0	0	0	0	0	0	0	0	0	0	0	0	0	0	0	0
	Total	23,379	9	0	1,502	0	1	4	5,871	30	326	5,846	0	0	2	24	85	1	2,415	6,556	371	3	34	0	48	194	44	1	12	
Nairobi	Jan	697	0	0	48	0	0	1	325	0	14	119	0	0	2	0	5	1	88	52	0	0	0	0	33	6	2	1	0	
	Feb	890	0	0	42	0	0	0	339	1	9	136	0	0	0	0	10	0	290	45	0	0	0	0	0	8	7	0	3	
	Mar	1,110	0	0	32	0	0	0	543	0	29	153	0	0	0	0	7	0	265	60	0	2	0	0	12	2	5	0	0	
	Apr	1,119	5	0	76	0	1	0	480	0	25	182	0	0	0	0	3	0	256	73	1	0	0	0	0	12	5	0	0	
	May	1,341	0	0	158	0	0	1	632	1	27	223	0	0	0	0	3	0	212	66	3	0	0	0	0	8	6	0	1	
	Jun	854	1	0	115	0	0	0	472	2	16	101	0	0	0	0	8	0	103	31	0	0	0	0	0	3	1	0	1	
	Jul	1,222	0	0	75	0	0	0	675	3	24	105	0	0	0	0	10	0	292	27	2	0	1	0	0	4	2	0	2	
	Aug	1,090	1	0	66	0	0	0	583	14	28	111	0	0	0	0	15	0	225	39	2	0	0	0	0	2	2	0	2	
	Sep	1,039	2	0	52	0	0	0	490	8	20	145	0	0	0	24	0	0	247	0	28	0	0	0	3	7	10	0	3	
	Oct	1,022	0	0	54	0	0	2	540	1	77	88	0	0	0	0	8	0	215	12	1	1	1	1	0	0	18	4	0	0
	Nov	0																												
	Dec	0																												
	Total	10,384	9	0	718	0	1	4	5,079	30	269	1,363	0	0	2	24	69	1	2,193	405	37	3	2	0	48	70	44	1	12	
Moyale	Jan	0	0	0	0	0	0	0	0	0	0	0	0	0	0	0	0	0	0	0	0	0	0	0	0	0	0	0	0	
	Feb	0	0	0	0	0	0	0	0	0	0	0	0	0	0	0	0	0	0	0	0	0	0	0	0	0	0	0	0	0
	Mar	1,139	0	0	0	0	0	0	0	0	0	1,139	0	0	0	0	0	0	0	0	0	0	0	0	0	0	0	0	0	0
	Apr	3,006	0	0	0	0	0	0	0	0	0	3,006	0	0	0	0	0	0	0	0	0	0	0	0	0	0	0	0	0	0
	May	89	0	0	0	0	0	0	0	0	0	89	0	0	0	0	0	0	0	0	0	0	0	0	0	0	0	0	0	0
	Jun	0	0	0	0	0	0	0	0	0	0	0	0	0	0	0	0	0	0	0	0	0	0	0	0	0	0	0	0	0
	Jul	0	0	0	0	0	0	0	0	0	0	0	0	0	0	0	0	0	0	0	0	0	0	0	0	0	0	0	0	0
	Aug	71	0	0	0	0	0	0	0	0	0	71	0	0	0	0	0	0	0	0	0	0	0	0	0	0	0	0	0	0
	Sep	0																												
	Oct	0																												
	Nov	0																												
	Dec	0																												
	Total	4,305	0	0	0	0	0	0	0	0	0	4,305	0	0	0	0	0	0	0	0	0	0	0	0	0	0	0	0	0	0
Dadaab	Jan	3	0	0	0	0	0	0	0	0	0	0	0	0	0	0	0	3	0	0	0	0	0	0	0	0	0	0	0	
	Feb	5	0	0	0	0	0	0	0	0	0	0	0	0	0	0	0	5	0	0	0	0	0	0	0	0	0	0	0	0
	Mar	8	0	0	0	0	0	0	0	0	0	0	0	0	0	0	0	8	0	0	0	0	0	0	0	0	0	0	0	0
	Apr	2	0	0	0	0	0	0	0	0	0	0	0	0	0	0	0	2	0	0	0	0	0	0	0	0	0	0	0	0
	May	6	0	0	0	0	0	0	0	0	0	1	0	0	0	0	0	4	1	0	0	0	0	0	0	0	0	0	0	0
	Jun	3	0	0	0	0	0	0	0	0	0	0	0	0	0	0	0	3	0	0	0	0	0	0	0	0	0	0	0	0
	Jul	10	0	0	0	0	0	0	0	0	0	0	0	0	0	0	0	9	1	0	0	0	0	0	0	0	0	0	0	0
	Aug	4	0	0	0	0	0	0	0	0	0	0	0	0	0	0	0	4	0	0	0	0	0	0	0	0	0	0	0	0
	Sep	4	0	0	0	0	0	0	0	0	0	0	0	0	0	0	0	4	0	0	0	0	0	0	0	0	0	0	0	0
	Oct	8	0	0	0	0	0	0	0	0	0	0	0	0	0	0	0	8	0	0	0	0	0	0	0	0	0	0	0	0
	Nov	0																												
	Dec	0																												
	Total	53	0	0	0	0	0	0	0	0	0	1	0	0	0	0	0	0	50	2	0	0	0	0	0	0	0	0	0	0
Kakuma	Jan	1,395	0	0	188	0	0	0	79	0	0	31	0	0	0	0	0	8	937	127	0	0	0	0	25	0	0	0	0	
	Feb	815	0	0	37	0	0	0	76	0	0	17	0	0	0	0	0	6	613	50	0	0	0	0	16	0	0	0	0	
	Mar	1,054	0	0	48	0	0	0	40	0	0	19	0	0	0	0	1	11	876	53	0	0	0	0	6	0	0	0	0	
	Apr	893	0	0	41	0	0	0	62	0	0	34	0	0	0	0	0	12	733	9	0	0	0	0	2	0	0	0	0	
	May	1,018	0	0	74	0	0	0	89	0	0	29	0	0	0	0	9	0	30	755	22	0	0	0	10	0	0	0	0	
	Jun	527	0	0	50	0	0	0	77	0	0	6	0	0	0	0	0	9	358	16	0	0	0	0	11	0	0	0	0	
	Jul	754	0	0	45	0	0	0	61	0	0	2	0	0	0	0	1	0	22	580	27	0	1	0	0	15	0	0	0	
	Aug	724	0	0	90	0	0	0	124	0	0	15	0	0	0	0	3	0	38	416	7	0	31	0	0	0	0	0	0	
	Sep	595	0	0	54	0	0	0	68	0	0	4	0	0	0	0	0	15	436	9	0	0	0	0	9	0	0	0	0	
	Oct	862	0	0	157	0	0	0	116	0	57	20																		

Individual Asylum Applications and Refugee Status Determination Trend

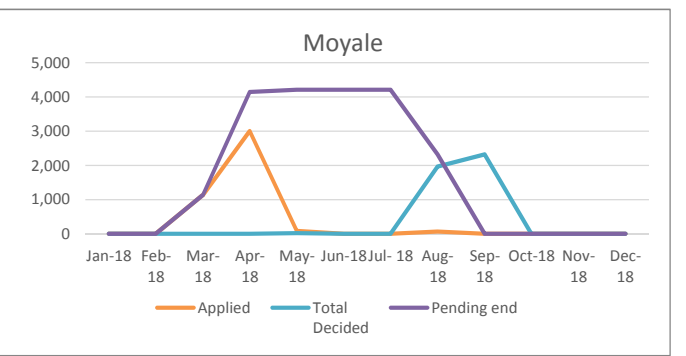
Total	Month	Pending begin	Applied	Reco-gnized	Reje-cted	Oth. Closed	Total Decided	Pending end
	Jan-18	56,514	1,047	14	0	93	107	57,454
	Feb-18	57,454	1,020	17	0	60	77	58,397
	Mar-18	58,397	2,544	2,326	0	56	2,382	58,559
	Apr-18	58,559	4,171	448	0	777	1,225	61,505
	May-18	61,505	1,722	3,678	0	515	4,193	59,034
	Jun-18	59,034	943	1,423	0	451	1,874	58,103
	Jul-18	58,103	1,305	630	0	385	1,015	58,393
	Aug-18	58,393	1,482	1,107	0	2,752	3,859	56,016
	Sep-18	56,016	1,401	4,324	0	2,590	6,914	50,503
	Oct-18	50,503	1,285	1,369	0	112	1,481	50,307
	Nov-18	50,307	0	0	0	0	0	50,307
	Dec-18	50,307	0	0	0	0	0	50,307
Total		16,920	15,336	0	7,791	23,127		



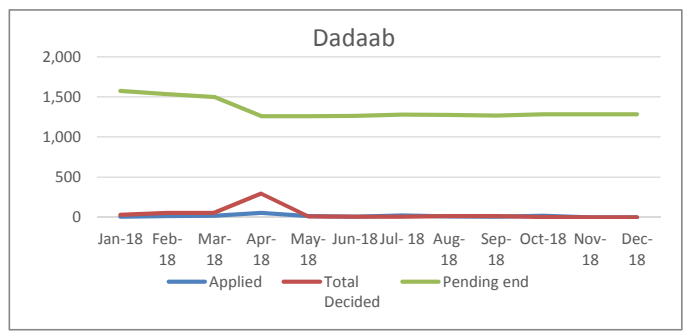
Nairobi	Month	Pending begin	Applied	Reco-gnized	Reje-cted	Oth. Closed	Total Decided	Pending end
	Jan-18	29,078	558	14	0	33	47	29,589
	Feb-18	29,589	753	11	0	0	11	30,331
	Mar-18	30,331	1,163	2,326	0	0	2,326	29,168
	Apr-18	29,168	956	35	0	0	35	30,089
	May-18	30,089	1,341	3,310	0	0	3,310	28,120
	Jun-18	28,120	782	534	0	278	812	28,090
	Jul-18	28,090	1,101	630	0	182	812	28,379
	Aug-18	28,379	1,105	3	0	755	758	28,726
	Sep-18	28,726	943	2,793	0	37	2,830	26,839
	Oct-18	26,839	892	350	0	35	385	27,346
	Nov-18	27,346	0	0	0	0	0	27,346
	Dec-18	27,346	0	0	0	0	0	27,346
Total		9,594	10,006	0	1,320	11,326		



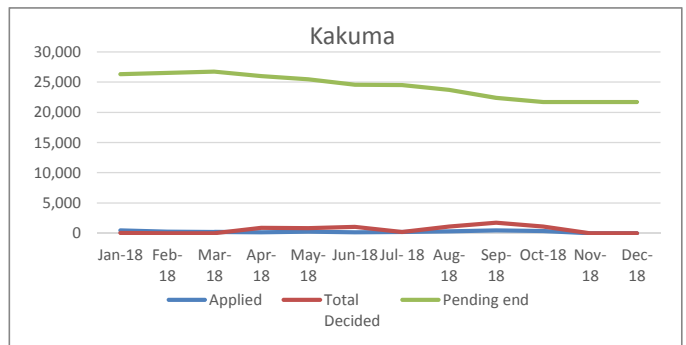
Moyale	Month	Pending begin	Applied	Reco-gnized	Reje-cted	Oth. Closed	Total Decided	Pending end
	Jan-18	0	0	-	0	0	0	0
	Feb-18	0	0	-	0	0	0	0
	Mar-18	0	1,139	0	0	0	0	1,139
	Apr-18	1,139	3,006	0	0	0	0	4,145
	May-18	4,145	89	0	0	24	24	4,210
	Jun-18	4,210	0	0	0	2	2	4,208
	Jul-18	4,208	2	0	0	0	0	4,210
	Aug-18	4,210	71	0	0	1,963	1,963	2,318
	Sep-18	2,318	0	0	0	2,318	2,318	0
	Oct-18	0	0	0	0	0	0	0
	Nov-18	0	0	0	0	0	0	0
	Dec-18	0	0	0	0	0	0	0
Total		4,307	0	0	4,307	4,307		



Dadaab	Month	Pending begin	Applied	Reco-gnized	Reje-cted	Oth. Closed	Total Decided	Pending end
	Jan-18	1,599	5	0	0	29	29	1,575
	Feb-18	1,575	12	0	0	55	55	1,532
	Mar-18	1,532	19	0	0	53	53	1,498
	Apr-18	1,498	54	0	0	294	294	1,258
	May-18	1,258	13	0	0	11	11	1,260
	Jun-18	1,260	7	0	0	6	6	1,261
	Jul-18	1,261	22	0	0	4	4	1,279
	Aug-18	1,279	8	0	0	12	12	1,275
	Sep-18	1,275	5	3	0	11	14	1,266
	Oct-18	1,266	16	0	0	1	1	1,281
	Nov-18	1,281	0	0	0	0	0	1,281
	Dec-18	1,281	0	0	0	0	0	1,281
Total		161	3	0	476	479		



Kakuma	Month	Pending begin	Applied	Reco-gnized	Reje-cted	Oth. Closed	Total Decided	Pending end
	Jan-18	25,837	484	0	0	31	31	26,290
	Feb-18	26,290	255	6	0	5	11	26,534
	Mar-18	26,534	223	0	0	3	3	26,754
	Apr-18	26,754	155	413	0	483	896	26,013
	May-18	26,013	279	368	0	480	848	25,444
	Jun-18	25,444	154	889	0	165	1,054	24,544
	Jul-18	24,544	180	0	0	199	199	24,525
	Aug-18	24,525	298	1,104	0	22	1,126	23,697
	Sep-18	23,697	453	1,528	0	224	1,752	22,398
	Oct-18	22,398	377	1019	0	76	1,095	21,680
	Nov-18	21,680	0	0	0	0	0	21,680
	Dec-18	21,680	0	0	0	0	0	21,680
Total		2,858	5,327	0	1,688	7,015		



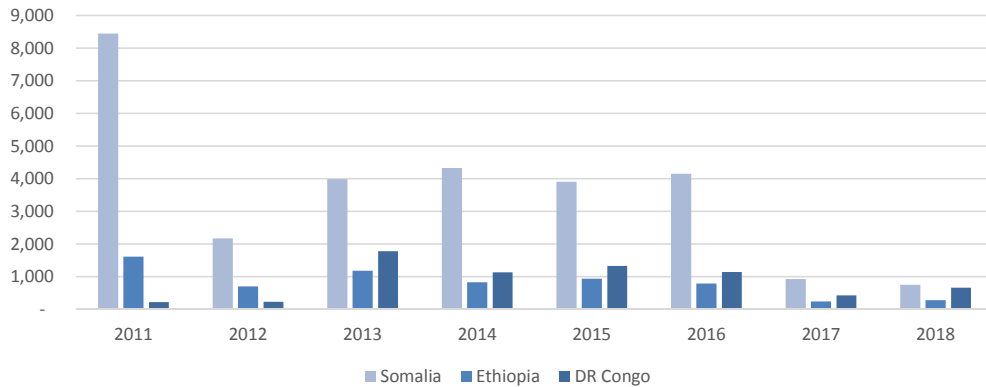
RESETTLEMENT SUBMISSION BY COUNTRY OF ORIGIN

Country of Origin	2011	2012	2013	2014	2015	2016	2017	2018	Total
Somalia	8,439	2,170	3,985	4,325	3,909	4,147	929	751	28,655
Ethiopia	1,617	700	1,181	830	941	785	237	283	6,574
Sudan	175	30	29	158	541	104	4	5	1,046
DR Congo	218	230	1,783	1,132	1,326	1,143	424	662	6,918
Eritrea	25	20	111	73	116	55	26	33	459
Uganda	13	5	24	88	108	107	47	25	417
Burundi	17	22	58	46	121	81	100	33	478
Rwanda	13	24	22	31	78	26	10	3	207
South Sudan	-	33	214	111	420	701	143	103	1,725
Other	1	5	5	11	26	14	20	20	102
Total	10,518	3,239	7,412	6,805	7,586	7,163	1,940	1,918	46,581

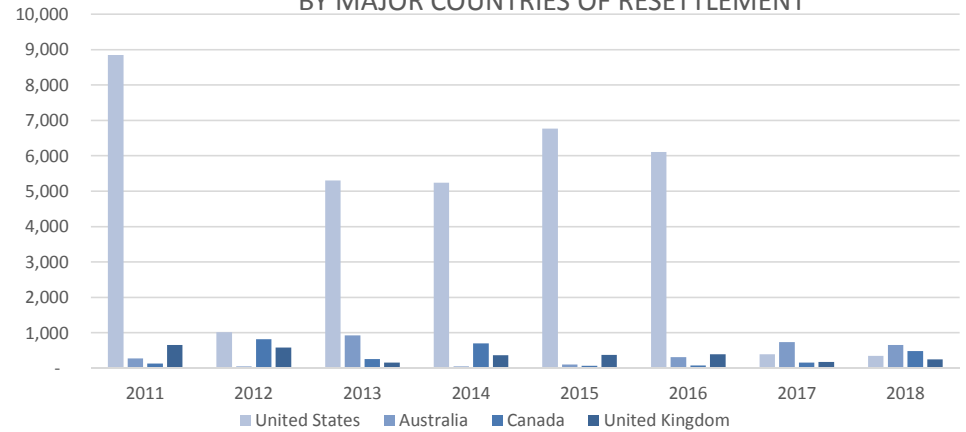
RESETTLEMENT SUBMISSION BY COUNTRY OF RESETTLEMENT

Country of Submission	2011	2012	2013	2014	2015	2016	2017	2018	Total
United States	8,849	1,019	5,304	5,239	6,764	6,105	391	353	34,024
Australia	281	50	932	53	107	310	736	652	3,121
Canada	129	821	254	705	69	75	158	486	2,697
United Kingdom	657	585	155	363	378	397	180	248	2,963
Sweden	391	402	342	397	81	262	353	147	2,375
Netherlands	109	114	145	16	130	-	-	-	514
Denmark	6	14	16	14	29	6	-	-	85
Norway	72	218	218	12	11	5	6	-	542
France	-	-	29	-	-	1	88	32	150
Other	24	16	17	6	17	2	28	-	110
Total	10,518	3,239	7,412	6,805	7,586	7,163	1,940	1,918	46,581

RESETTLEMENT SUBMISSION TRENDS BY MAJOR COUNTRIES OF ORIGIN



RESETTLEMENT SUBMISSION TRENDS BY MAJOR COUNTRIES OF RESETTLEMENT



RESETTLEMENT DEPARTURES BY COUNTRY OF ORIGIN

Country of Origin	2011	2012	2013	2014	2015	2016	2017	2018	Total
Somalia	2,102	1,442	2,612	3,562	3,142	5,521	2,102	245	20,728
Sudan	213	102	61	82	46	123	184	8	819
Ethiopia	906	806	469	480	645	1,265	663	233	5,467
Rwanda	35	26	26	21	28	56	24	22	238
Uganda	7	14	2	36	69	70	50	58	306
Congo DR	234	192	308	560	874	1,621	730	445	4,964
Burundi	35	14	13	23	30	70	50	44	279
Eritrea	48	25	25	57	28	121	62	27	393
SSD	-	35	88	92	136	412	272	85	1,120
Other	1	3	-	-	3	27	4	-	38
Total	3,581	2,659	3,604	4,913	5,001	9,286	4,141	1,167	33,185

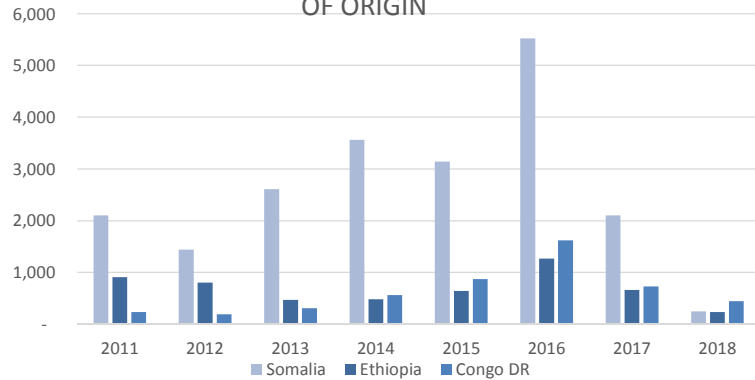
departures to end of march

RESETTLEMENT DEPARTURES BY COUNTRY OF RESETTLEMENT

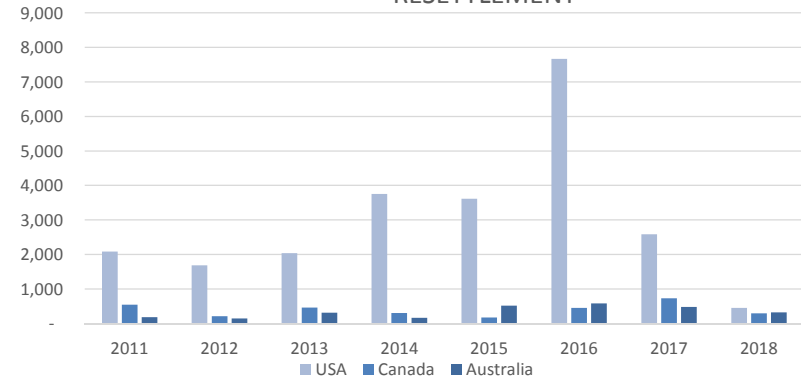
Country of Resettlement	2011	2012	2013	2014	2015	2016	2017	2018	Total
USA	2,083	1,688	2,040	3,751	3,610	7,665	2,585	454	23,876
Canada	541	213	464	302	174	452	725	295	3,166
Australia	182	141	311	160	514	580	475	323	2,686
Sweden	329	88	331	229	341	238	83	4	1,643
United Kingdom	208	460	260	279	308	267	248	81	2,111
Netherlands	81	29	-	87	2	70	-	-	269
Norway	58	18	159	78	32	3	7	-	355
New Zealand	10	-	4	-	-	5	11	-	30
Denmark	-	10	22	7	7	4	-	-	50
Other	89	12	13	20	13	2	7	10	166
Total	3,581	2,659	3,604	4,913	5,001	9,286	4,141	1,167	33,185

departures to end of march

RESETTLEMENT DEPARTURE TRENDS BY MAJOR COUNTRIES OF ORIGIN



RESETTLEMENT DEPARTURE TRENDS BY MAJOR COUNTRIES OF RESETTLEMENT



**VOLUNTARY REPATRIATION FROM KENYA
BY COUNTRY OF ORIGIN**

Country of Origin	Year										
	2009	2010	2011	2012	2013	2014	2015	2016	2017	2018	Total
Sudan	665	64	28								757
Burundi	2	1		4						424	431
Rwanda	1	2	2	1							6
Mozambique	-	5							4		9
Somalia	-	6	69	4		485	5,616	33,783	35,403	7,383	82,749
Congo	-	3	2	7	3						15
Ethiopia	-	-								1,963	1,963
Uganda	-	-	4	1							5
Other	-	2	6					6			14
Total	668	83	111	17	3	485	5,616	33,789	35,407	9,770	85,949

VolRepTrend

