



Statistical Summary

as of
30-Nov-19

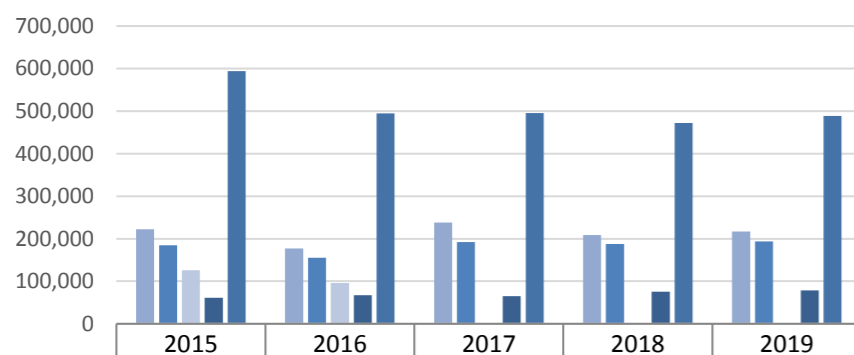
Refugees and Asylum Seekers in Kenya

	Total	Dadaab	Kakuma	Urban	
A. Refugees and Asylum Seekers	488,867	217,139	193,429	78,299	- Page 2
B. Registration	24,541	248	13,083	11,210	- Page 6
C. Refugee Status Determination					- Page 7
1. Applied	13,572	457	4,712	8,403	
2. Recognized	5,297	0	1,389	3,908	
3. Rejected	10	0	0	10	
4. Pending	52,032	1,650	22,966	27,416	
D. 2019 Resettlement Submissions	4,078				- Page 8
E. 2019 Resettlement Departures	1,831				- Page 9
F. 2019 Voluntary Repatriation	2,161	1828	312	21	- Page 10

REFUGEES AND ASYLUM SEEKERS IN KENYA BY COUNTRY OF ORIGIN AND LOCATION

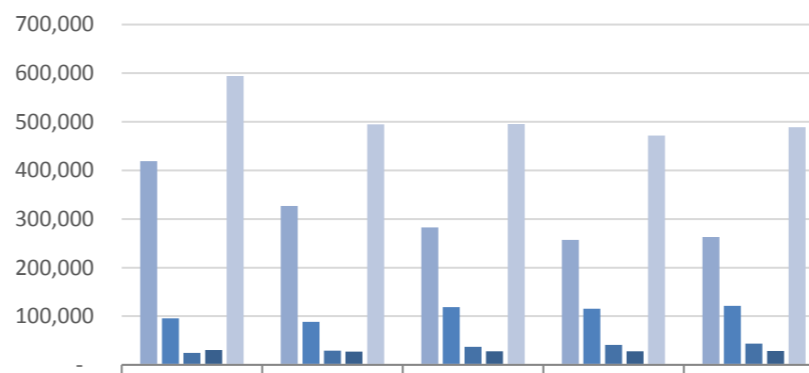
Country of Origin	2015					2016					2017				2018				2019			
	Alinjugur	Dadaab	Kakuma	Nairobi	Total	Alinjugur	Dadaab	Kakuma	Nairobi	Total	Dadaab	Kakuma	Nairobi	Total	Dadaab	Kakuma	Nairobi	Total	Dadaab	Kakuma	Urban	Total
Total	126,042	221,938	184,550	61,351	593,881	95,979	176,785	154,947	67,152	494,863	238,152	192,167	65,109	495,428	208,633	187,349	75,742	471,724	217,139	193,429	78,299	488,867
Somalia	122,663	208,741	54,886	32,623	418,913	93,342	165,388	37,813	30,019	326,562	229,064	34,146	19,733	282,943	200,886	33,844	22,588	257,318	208,414	34,398	20,075	262,887
South Sudan	32	1,277	93,413	1,043	95,765	13	1,095	84,983	2,300	88,391	990	112,118	5,454	118,562	978	108,450	5,858	115,286	937	112,285	8,198	121,420
DR Congo	154	187	9,861	14,536	24,738	68	150	9,753	19,346	29,317	114	12,752	24,063	36,929	93	12,232	28,980	41,305	76	13,344	30,470	43,890
Ethiopia	3,094	11,399	7,595	8,385	30,473	2,525	9,873	5,366	9,473	27,237	7,759	10,232	9,651	27,642	6,478	10,502	10,721	27,701	7,505	10,151	10,995	28,651
Burundi	70	138	6,804	1,300	8,312	14	120	6,164	2,163	8,461	83	10,787	2,611	13,481	65	10,020	3,237	13,322	73	11,203	3,820	15,096
Sudan	-	74	10,023	169	10,266	1	58	9,078	169	9,306	53	9,867	166	10,086	46	9,879	181	10,106	46	9,787	178	10,011
Uganda	12	67	1,158	670	1,907	7	72	1,159	732	1,970	57	1,443	720	2,220	65	1,501	846	2,412	70	1,454	954	2,478
Eritrea	-	18	126	1,481	1,625	-	9	55	1,526	1,590	8	53	1,273	1,334	4	192	1,607	1,803	4	33	1,788	1,825
Rwanda	14	20	615	960	1,609	6	17	505	1,102	1,630	16	642	1,015	1,673	11	612	1,117	1,740	10	644	1,170	1,824
Other	3	17	69	184	273	3	3	71	322	399	8	127	423	558	7	117	607	731	4	130	651	785

TREND BY LOCATION



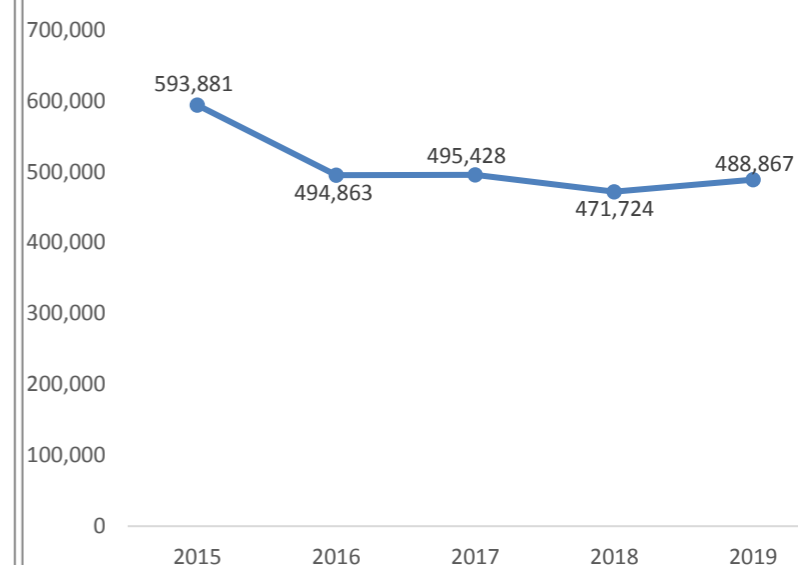
Location	2015	2016	2017	2018	2019
Dadaab	221,938	176,785	238,152	208,633	217,139
Kakuma	184,550	154,947	192,167	187,349	193,429
Alinjugur	126,042	95,979			
Urban	61,351	67,152	65,109	75,742	78,299
Total	593,881	494,863	495,428	471,724	488,867

TREND BY MAJOR COUNTRIES OF ORIGIN



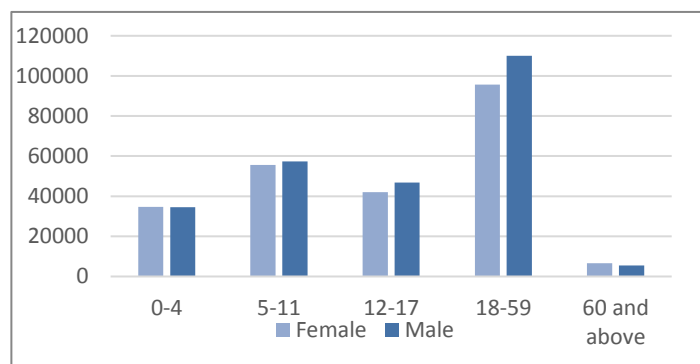
Country of Origin	2015	2016	2017	2018	2019
Somalia	418,913	326,562	282,943	257,318	262,887
South Sudan	95,765	88,391	118,562	115,286	121,420
DR Congo	24,738	29,317	36,929	41,305	43,890
Ethiopia	30,473	27,237	27,642	27,701	28,651
Total	593,881	494,863	495,428	471,724	488,867

TREND SINCE 2015

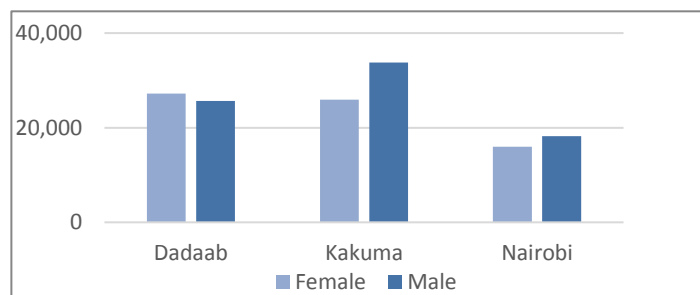


REFUGEES AND ASYLUM SEEKERS IN KENYA : DEMOGRAPHIC BREAKDOWN

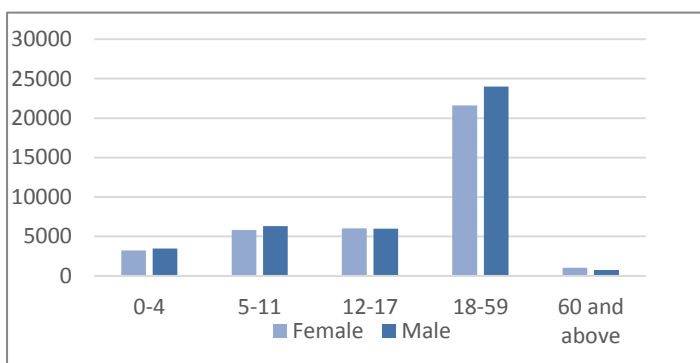
Total Kenya	Age Group	Sex				Total	
		Female		Male			
		#	%	#	%	#	%
	0-4	34,766	7.1%	34,604	7.1%	69,370	14.2%
	5-11	55,609	11.4%	57,321	11.7%	112,930	23.1%
	12-17	42,033	8.6%	46,790	9.6%	88,823	18.2%
	18-59	95,715	19.6%	109,961	22.5%	205,676	42.1%
	60 and above	6,531	1.3%	5,537	1.1%	12,068	2.5%
	Total	234,654	48.0%	254,213	52.0%	488,867	



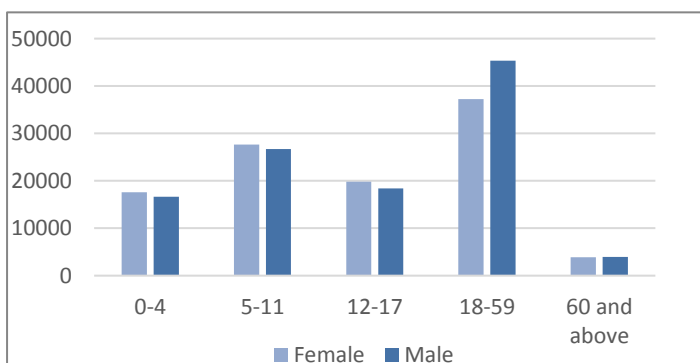
18 - 35 years	Site Name	Sex				Total	
		Female		Male			
		#	%	#	%	#	%
	Dadaab	27,184	18.5%	25,675	17.5%	52,859	36.0%
	Kakuma	25,930	17.7%	33,748	23.0%	59,678	40.7%
	Nairobi	15,964	10.9%	18,202	12.4%	34,166	23.3%
	Total	69,078	47.1%	77,625	52.9%	146,703	



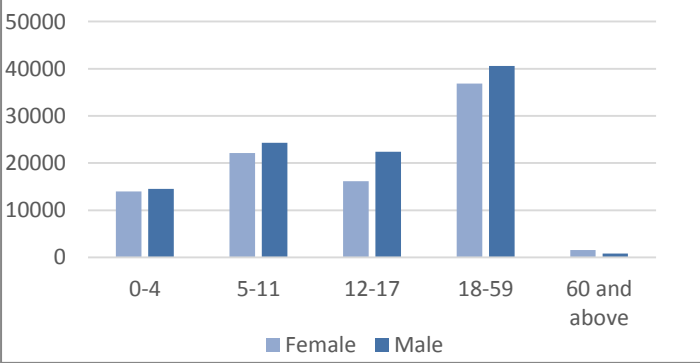
Urban	Age Group	Sex				Total	
		Female		Male			
		#	%	#	%	#	%
	0-4	3,212	4.1%	3,457	4.4%	6,669	8.5%
	5-11	5,833	7.4%	6,319	8.1%	12,152	15.5%
	12-17	6,049	7.7%	5,995	7.7%	12,044	15.4%
	18-59	21,598	27.6%	24,019	30.7%	45,617	58.3%
	60 and above	1,055	1.3%	762	1.0%	1,817	2.3%
	Total	37,747	48.2%	40,552	51.8%	78,299	



Dadaab	Age Group	Sex				Total	
		Female		Male			
		#	%	#	%	#	%
	0-4	17,563	8.1%	16,639	7.7%	34,202	15.8%
	5-11	27,626	12.7%	26,674	12.3%	54,300	25.0%
	12-17	19,850	9.1%	18,370	8.5%	38,220	17.6%
	18-59	37,236	17.1%	45,326	20.9%	82,562	38.0%
	60 and above	3,913	1.8%	3,942	1.8%	7,855	3.6%
	Total	106,188	48.9%	110,951	51.1%	217,139	



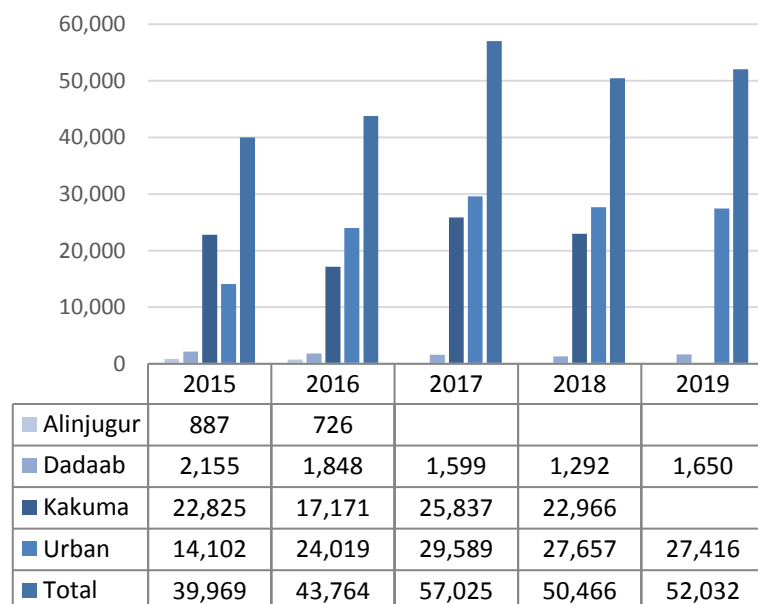
Kakuma	Age Group	Sex				Total	
		Female		Male			
		#	%	#	%	#	%
	0-4	13,991	7.2%	14,508	7.5%	28,499	14.7%
	5-11	22,150	11.5%	24,328	12.6%	46,478	24.0%
	12-17	16,134	8.3%	22,425	11.6%	38,559	19.9%
	18-59	36,881	19.1%	40,616	21.0%	77,497	40.1%
	60 and above	1,563	0.8%	833	0.4%	2,396	1.2%
	Total	90,719	46.9%	102,710	53.1%	193,429	



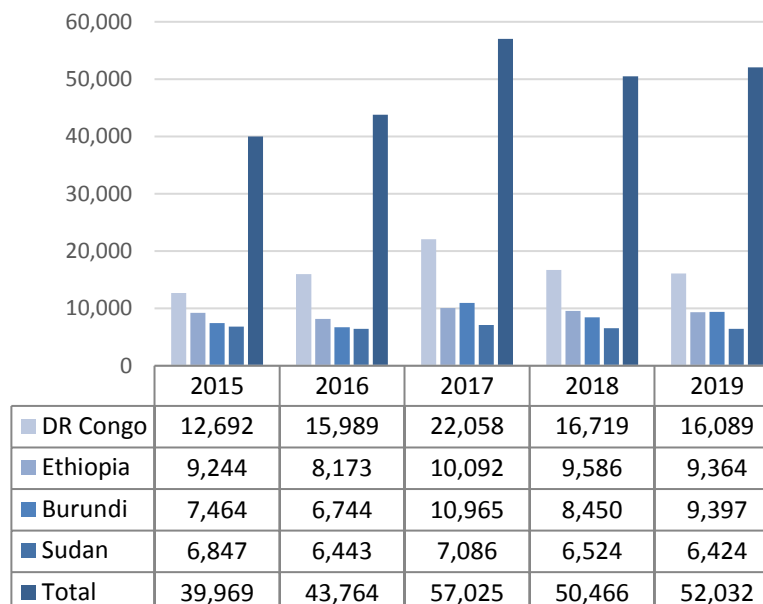
ASYLUM SEEKERS STATISTICS BY COUNTRY OF ORIGIN AND LOCATION

Country of Origin	2015					2016					2017				2018				2019			
	Alinjugur	Dadaab	Kakuma	Nairobi	Total	Alinjugur	Dadaab	Kakuma	Nairobi	Total	Dadaab	Kakuma	Nairobi	Total	Dadaab	Kakuma	Nairobi	Total	Dadaab	Kakuma	Urban	Total
Total	887	2,155	22,825	14,102	39,969	726	1,848	17,171	24,019	43,764	1,599	25,837	29,589	57,025	1,292	21,517	27,657	50,466	1,650	22,966	27,416	52,032
DR Congo	122	17	4,302	8,251	12,692	39	16	2,523	13,411	15,989	14	4,222	17,822	22,058	8	3,465	13,246	16,719	6	4,369	11,714	16,089
Ethiopia	514	1,900	4,147	2,683	9,244	425	1,583	2,133	4,032	8,173	1,129	3,786	5,177	10,092	881	3,286	5,419	9,586	1,193	3,162	5,009	9,364
Burundi	63	97	6,323	981	7,464	11	38	4,901	1,794	6,744	27	8,763	2,175	10,965	22	6,239	2,189	8,450	30	6,847	2,520	9,397
Sudan	-	9	6,806	32	6,847	-	2	6,385	56	6,443	2	7,021	63	7,086	2	6,455	67	6,524	15	6,355	54	6,424
Somalia	164	89	61	679	993	244	162	109	1,599	2,114	364	214	2,119	2,697	330	310	4,180	4,820	339	561	5,461	6,361
Uganda	9	9	744	508	1,270	1	10	783	545	1,339	9	1,311	533	1,853	6	1,124	439	1,569	6	1,082	509	1,597
Eritrea	-	3	57	336	396	-	2	12	495	509	2	15	632	649	2	158	936	1,096	2	10	977	989
Rwanda	14	11	344	427	796	6	10	281	613	910	13	400	663	1,076	7	404	681	1,092	7	456	656	1,119
Other	1	14	38	120	173	-	3	44	246	293	4	105	339	448	3	70	453	526	1	79	470	550
South Sudan	-	6	3	85	94	-	22	-	1,228	1,250	35	-	66	101	31	6	47	84	51	45	46	142

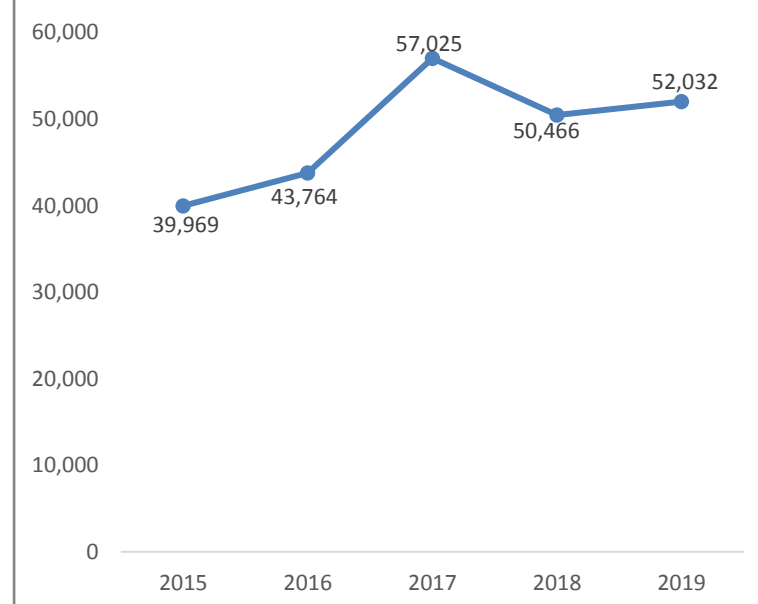
TREND BY LOCATION



TREND BY MAJOR COUNTRIES OF ORIGIN



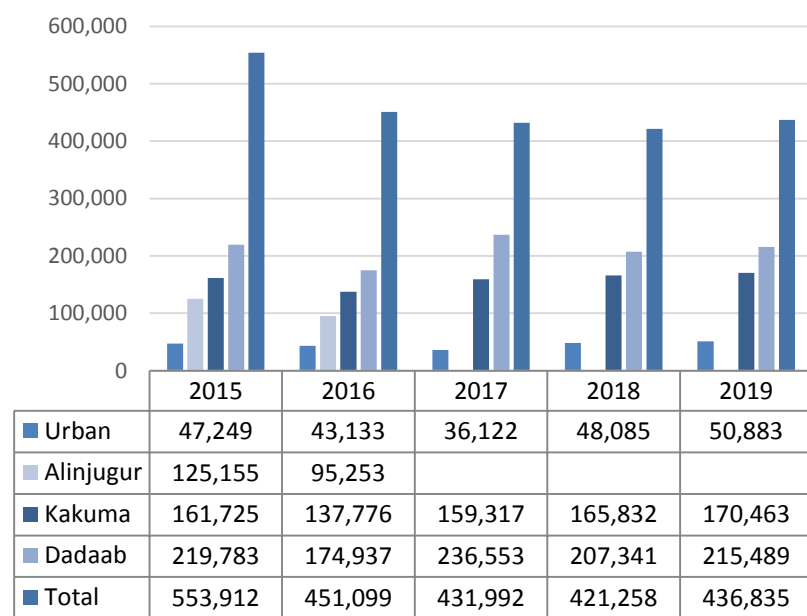
TREND SINCE 2015



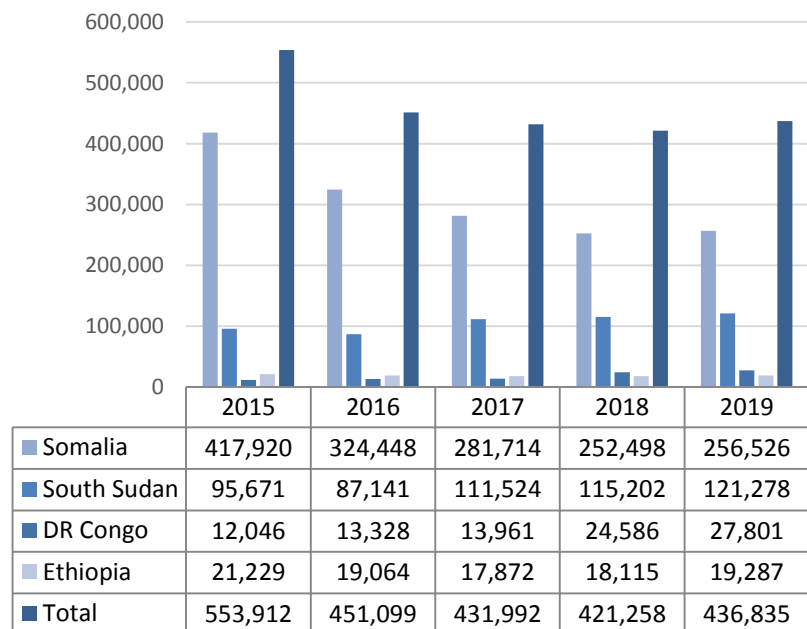
REFUGEES IN KENYA BY COUNTRY OF ORIGIN AND LOCATION

Country of Origin	2015					2016					2017				2018				2019			
	Alinjugur	Dadaab	Kakuma	Nairobi	Total	Alinjugur	Dadaab	Kakuma	Nairobi	Total	Dadaab	Kakuma	Nairobi	Total	Dadaab	Kakuma	Nairobi	Total	Dadaab	Kakuma	Urban	Total
Total	125,155	219,783	161,725	47,249	553,912	95,253	174,937	137,776	43,133	451,099	236,553	159,317	36,122	431,992	207,341	165,832	48,085	421,258	215,489	170,463	50,883	436,835
Somalia	122,499	208,652	54,825	31,944	417,920	93,099	165,225	37,704	28,420	324,448	228,700	35,335	17,679	281,714	200,556	33,534	18,408	252,498	208,075	33,837	14,614	256,526
South Sudan	32	1,271	93,410	958	95,671	13	1,073	84,983	1,072	87,141	955	105,168	5,401	111,524	947	108,444	5,811	115,202	886	112,240	8,152	121,278
DR Congo	32	170	5,559	6,285	12,046	29	134	7,230	5,935	13,328	100	7,311	6,550	13,961	85	8,767	15,734	24,586	70	8,975	18,756	27,801
Ethiopia	2,580	9,499	3,448	5,702	21,229	2,099	8,291	3,233	5,441	19,064	6,630	6,684	4,558	17,872	5,597	7,216	5,302	18,115	6,312	6,989	5,986	19,287
Burundi	7	41	481	319	848	3	82	1,263	369	1,717	56	1,371	478	1,905	43	3,781	1,048	4,872	43	4,356	1,300	5,699
Sudan	-	65	3,217	137	3,419	1	56	2,693	113	2,863	51	2,768	105	2,924	44	3,424	114	3,582	31	3,432	124	3,587
Uganda	3	58	414	162	637	6	62	376	187	631	48	394	192	634	59	377	407	843	64	372	445	881
Eritrea	-	15	69	1,145	1,229	-	7	43	1,031	1,081	6	45	657	708	2	34	671	707	2	23	811	836
Rwanda	-	9	271	533	813	-	7	224	489	720	3	211	372	586	4	208	436	648	3	188	514	705
Other	2	3	31	64	100	3	-	27	76	106	4	30	130	164	4	47	154	205	3	51	181	235

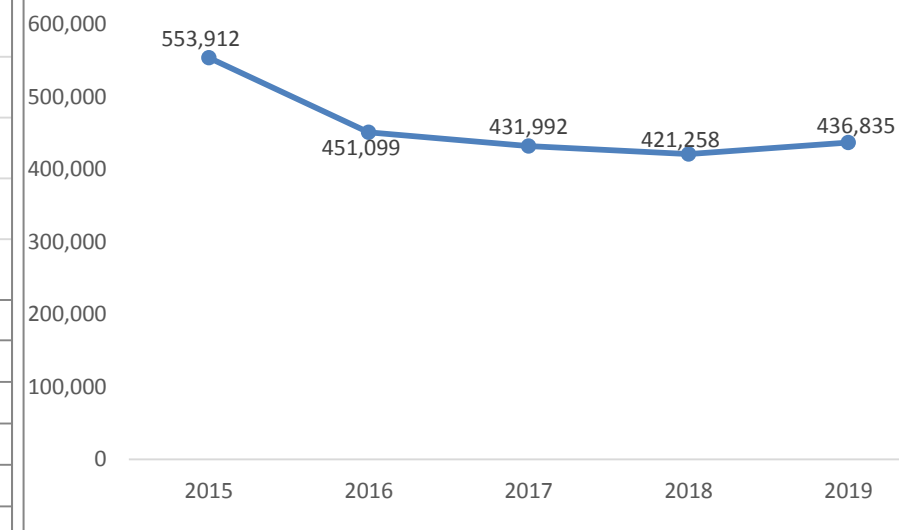
TREND BY LOCATION



TREND BY MAJOR COUNTRIES OF ORIGIN



TREND SINCE 2015



KENYA REGISTRATION TREND BY LOCATION AND COUNTRY OF ORIGIN

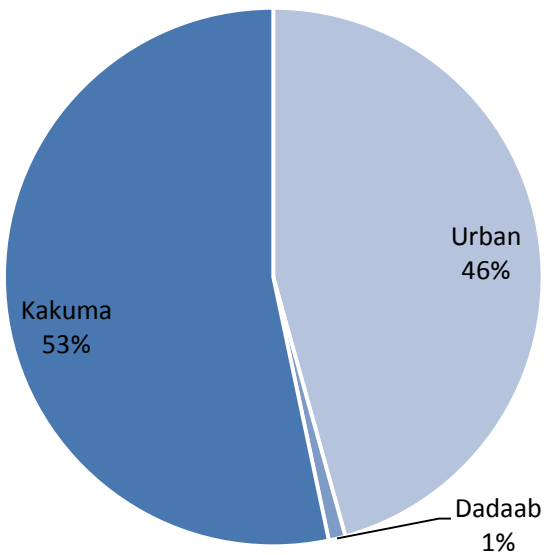
Total Kenya	Month	Total	AFG	ANG	BDI	BKF	CAR	COB	COD	CMR	ERT	ETH	ICO	LBR	NIG	RSA	RWA	SLE	SOM	SSD	SUD	SYR	TAN	TIB	TUR	UGA	YEM	ZIM	OTHER	
	Jan	2,351	-	-	202	-	1	4	645	1	67	134	-	-	-	-	31	-	416	743	64	-	-	-	-	36	3	-	4	
	Feb	2,825	-	-	185	-	-	1	628	-	33	122	-	-	-	1	-	27	-	362	1,364	62	-	-	-	2	30	6	-	2
	Mar	2,360	2	-	276	-	-	9	586	1	27	134	-	-	-	-	21	8	-	369	865	31	-	1	-	-	26	4	-	-
	Apr	3,239	-	-	290	-	-	-	326	-	56	125	-	-	-	-	-	37	-	470	1,836	53	-	-	-	-	46	-	-	-
	May	2,578	2	-	267	-	-	3	249	-	5	41	-	-	-	-	34	-	99	1,835	30	-	-	-	-	13	-	-	-	-
	Jun	2,629	-	-	173	-	-	-	269	-	44	137	-	-	-	3	-	18	-	300	1,593	33	-	6	-	4	38	9	-	2
	Jul	2,324	-	-	294	-	-	2	462	-	67	221	-	-	-	-	25	-	456	727	13	-	-	-	10	46	1	-	-	-
	Aug	1,454	1	-	204	-	-	-	414	-	31	122	-	-	-	-	22	-	302	319	6	1	4	-	-	19	8	-	-	1
	Sep	2,153	-	-	324	-	-	5	582	1	31	327	-	-	-	-	28	-	296	444	49	-	-	-	1	56	7	-	-	2
	Oct	1,348	-	-	219	-	-	-	362	-	29	128	-	-	-	-	13	-	215	326	7	-	-	-	3	31	3	-	-	12
	Nov	1,280	-	-	177	-	5	2	398	9	17	115	-	-	-	-	7	-	189	313	6	-	1	-	1	35	5	-	-	-
	Dec	0	-	-	-	-	-	-	-	-	-	-	-	-	-	-	-	-	-	-	-	-	-	-	-	-	-	-	-	-
Total	24,541	5	0	2,611	0	6	26	4,921	12	407	1,606	0	0	4	21	250	0	3,474	10,365	354	1	12	0	21	376	46	0	23		

Urban	Month	Total	AFG	ANG	BDI	BKF	CAR	COB	COD	CMR	ERT	ETH	IND	LBR	NIG	RSA	RWA	SLE	SOM	SSD	SUD	SYR	TAN	TIB	TUR	UGA	YEM	ZIM	OTHER	
	Jan	1,410	-	-	59	-	1	4	512	1	67	106	-	-	-	-	31	-	404	191	1	-	-	-	-	26	3	-	4	
	Feb	1,279	-	-	82	-	-	1	473	-	33	100	-	-	-	1	-	18	-	336	213	-	-	-	-	2	15	4	-	1
	Mar	1,281	1	-	182	-	-	1	514	1	27	125	-	-	-	-	21	-	-	340	47	-	-	1	-	-	17	4	-	-
	Apr	1,336	-	-	129	-	-	-	285	-	55	107	-	-	-	-	-	35	-	409	273	3	-	-	-	-	40	-	-	-
	May	320	-	-	12	-	-	-	24	-	5	27	-	-	-	-	2	-	61	187	1	-	-	-	-	1	-	-	-	-
	Jun	920	-	-	46	-	-	-	162	-	44	126	-	-	-	-	8	-	274	213	1	-	6	-	4	26	8	-	2	
	Jul	1,256	-	-	81	-	-	1	382	-	67	208	-	-	-	-	18	-	403	53	1	-	-	-	10	31	1	-	-	-
	Aug	1,064	1	-	155	-	-	-	347	-	31	120	-	-	-	-	22	-	289	71	1	1	4	-	-	13	8	-	-	1
	Sep	946	-	-	107	-	-	1	279	1	31	129	-	-	-	-	23	-	275	59	1	-	-	-	1	30	7	-	-	2
	Oct	678	-	-	77	-	-	-	192	-	29	109	-	-	-	-	9	-	189	33	-	-	-	-	3	22	3	-	-	12
	Nov	720	-	-	109	-	5	-	222	9	17	105	-	-	-	-	7	-	173	47	1	-	-	-	1	20	4	-	-	-
	Dec	0	-	-	-	-	-	-	-	-	-	-	-	-	-	-	-	-	-	-	-	-	-	-	-	-	-	-	-	-
Total	11,210	2	0	1,039	0	6	8	3,392	12	406	1,262	0	0	1	21	173	0	3,153	1,387	10	1	11	0	21	241	42	0	22		

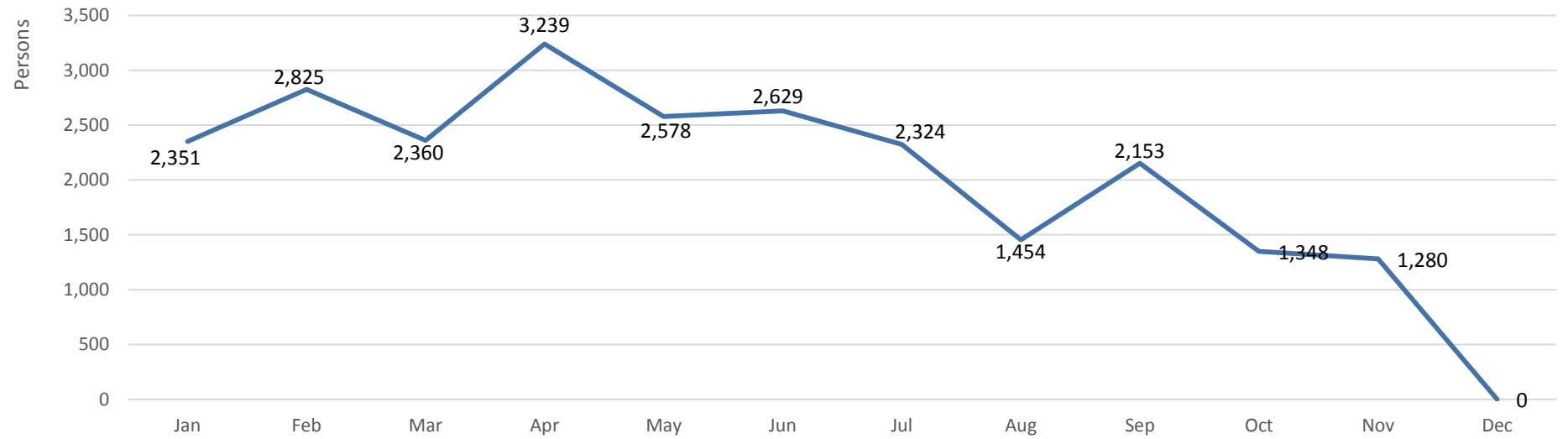
Dadaab	Month	Total	AFG	ANG	BDI	BKF	CAR	COB	COD	CMR	ERT	ETH	ICO	LBR	NIG	RSA	RWA	SLE	SOM	SSD	SUD	SYR	TAN	TIB	TUR	UGA	YEM	ZIM	Other			
	Jan	4	-	-	-	-	-	-	-	-	-	2	-	-	-	-	-	-	-	2	-	-	-	-	-	-	-	-	-	-		
	Feb	0	-	-	-	-	-	-	-	-	-	-	-	-	-	-	-	-	-	-	-	-	-	-	-	-	-	-	-	-	-	
	Mar	2	-	-	-	-	-	-	-	-	-	-	-	-	-	-	-	-	-	1	-	1	-	-	-	-	-	-	-	-	-	
	Apr	4	-	-	-	-	-	-	-	-	-	-	-	-	-	-	-	-	-	4	-	-	-	-	-	-	-	-	-	-	-	
	May	0	-	-	-	-	-	-	-	-	-	-	-	-	-	-	-	-	-	-	-	-	-	-	-	-	-	-	-	-	-	
	Jun	0	-	-	-	-	-	-	-	-	-	-	-	-	-	-	-	-	-	-	-	-	-	-	-	-	-	-	-	-	-	
	Jul	1	-	-	-	-	-	-	-	-	-	-	-	-	-	-	-	-	-	1	-	-	-	-	-	-	-	-	-	-	-	
	Aug	5	-	-	-	-	-	-	-	-	-	-	-	-	-	-	-	-	-	5	-	-	-	-	-	-	-	-	-	-	-	-
	Sep	216	-	-	-	-	-	-	-	-	-	-	167	-	-	-	-	-	-	4	31	14	-	-	-	-	-	-	-	-	-	
	Oct	16	-	-	-	-	-	-	-	-	-	12	-	-	-	-	-	-	-	4	-	-	-	-	-	-	-	-	-	-	-	
	Nov	0	-	-	-	-	-	-	-	-	-	-	-	-	-	-	-	-	-	-	-	-	-	-	-	-	-	-	-	-	-	-
	Dec	0	-	-	-	-	-	-	-	-	-	-	-	-	-	-	-	-	-	-	-	-	-	-	-	-	-	-	-	-	-	-
Total	248	0	0	0	0	0	0	0	0	0	181	0	0	0	0	0	0	0	17	35	15	0	0	0	0	0	0	0	0	0		

Kakuma	Month	Total	AFG	ANG	BDI	BKF	CAR	COB	COD	CMR	ERT	ETH	ICO	LBR	NIG	RSA	RWA	SLE	SOM	SSD	SUD	SYR	TAN	TIB	TUR	UGA	YEM	ZIM	Other		
	Jan	937	-	-	143	-	-	-	133	-	-	26	-	-	-	-	-	-	10	552	63	-	-	-	-	10	-	-	-	-	
	Feb	1,546	-	-	103	-	-	-	155	-	-	22	-	-	-	-	9	-	26	1,151	62	-	-	-	-	15	2	-	-	1	
	Mar	1,077	1	-	94	-	-	8	72	-	-	9	-	-	-	-	8	-	28	818	30	-	-	-	-	9	-	-	-	-	
	Apr	1,899	-	-	161	-	-	-	41	-	1	18	-	-	-	-	2	-	57	1,563	50	-	-	-	-	6	-	-	-	-	
	May	2,258	2	-	255	-	-	3	225	-	-	14	-	-	-	-	32	-	38	1,648	29	-	-	-	-	12	-	-	-	-	
	Jun	1,709	-	-	127	-	-	-	107	-	-	11	-	-	3	-	10	-	26	1,380	32	-	-	-	-	12	1	-	-	-	
	Jul	1,067	-	-	213	-	-	1	80	-	-	13	-	-	-	-	7	-	52	674	12	-	-	-	-	15	-	-	-	-	
	Aug	385	-	-	49	-	-	-	67	-	-	2	-	-	-	-	-	-	8	248	5	-	-	-	-	6	-	-	-	-	-
	Sep	991	-	-	217	-	-	4	303	-	-	31	-	-	-	-	5	-	17	354	34	-	-	-	-	26	-	-	-	-	-
	Oct	654	-	-	142	-	-	-	170	-	-	7	-	-	-	-	4	-	26	289	7	-	-	-	-	9	-	-	-	-	-
	Nov	560	-	-	68	-	-	2	176	-	-	10	-	-	-	-	-	-	16	266	5	-	1	-	-	15	1	-	-	-	-
	Dec	0	-	-	-	-	-	-	-	-	-	-	-	-	-	-	-	-	-	-	-	-	-	-	-	-	-	-	-	-	-
Total	13,083	3	0	1,572	0	0	18	1,529	0	1	163	0	0	3	0	77	0	304	8,943	329	0	1	0	0	135	4	0	0	1		

Registration Distribution by Location

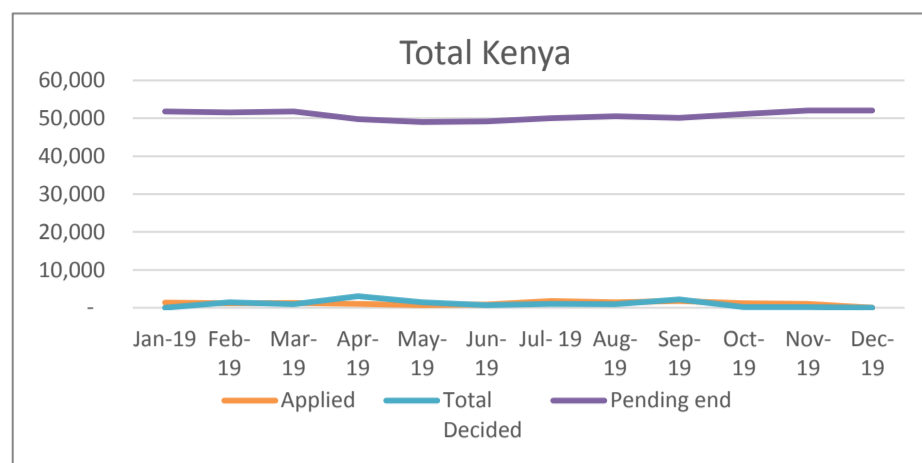


Monthly Registration Trend 2019

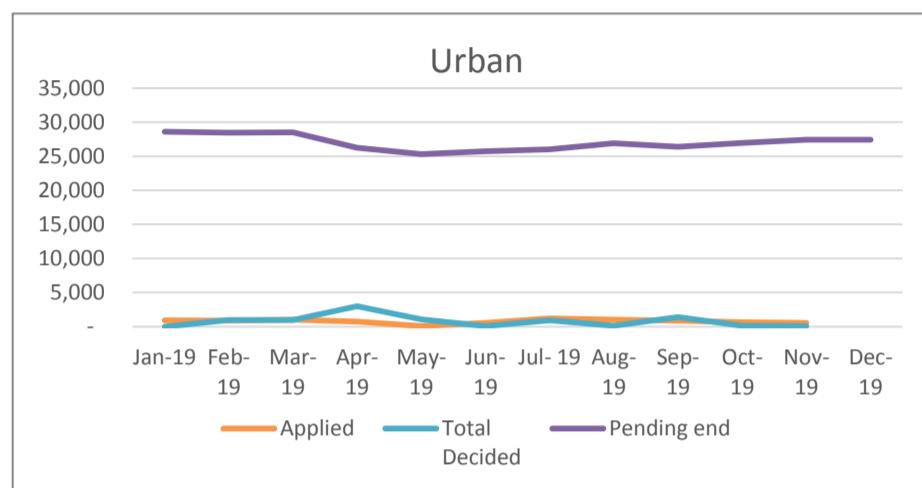


Individual Asylum Applications and Refugee Status Determination Trend

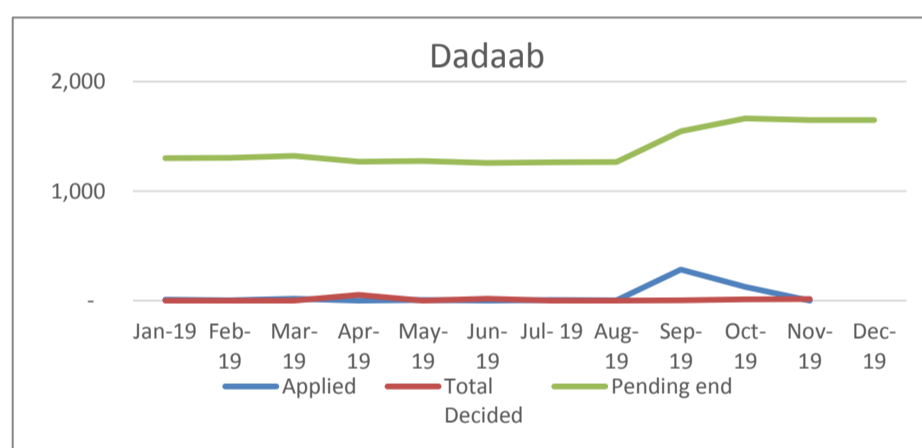
Total	Month	Pending begin	Applied	Reco-gnized	Reje-cted	Oth. Closed	Total Decided	Pending end
	Jan-19	50,466	1,364	5	-	4	9	51,821
	Feb-19	51,821	1,169	1	-	1,411	1,412	51,578
	Mar-19	51,578	1,244	698	-	271	969	51,853
	Apr-19	51,853	1,000	703	-	2,391	3,094	49,759
	May-19	49,759	668	1,163	-	264	1,427	49,000
	Jun-19	49,000	856	50	-	611	661	49,195
	Jul-19	49,195	1,804	504	-	483	987	50,012
	Aug-19	50,012	1,424	469	-	456	925	50,511
	Sep-19	50,511	1,800	1,697	10	469	2,176	50,135
	Oct-19	50,135	1,212	7	-	171	178	51,169
	Nov-19	51,169	1,031	-	-	168	168	52,032
	Dec-19	52,032	-	-	-	-	-	52,032
Total		13,572	5,297	10	6,699	12,006		



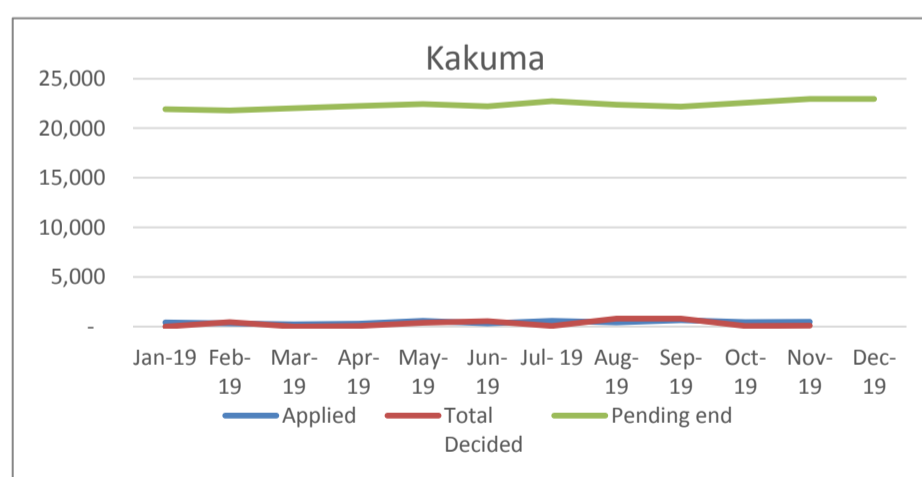
Urban	Month	Pending begin	Applied	Reco-gnized	Reje-cted	Oth. Closed	Total Decided	Pending end
	Jan-19	27,657	933	-	-	-	-	28,590
	Feb-19	28,590	858	1	-	971	972	28,476
	Mar-19	28,476	1,008	696	-	271	967	28,517
	Apr-19	28,517	726	703	-	2,285	2,988	26,255
	May-19	26,255	90	971	-	74	1,045	25,300
	Jun-19	25,300	520	35	-	53	88	25,732
	Jul-19	25,732	1,203	429	-	483	912	26,023
	Aug-19	26,023	993	2	-	129	131	26,885
	Sep-19	26,885	889	1,068	10	290	1,368	26,406
	Oct-19	26,406	645	3	-	110	113	26,938
	Nov-19	26,938	538	-	-	60	60	27,416
	Dec-19	27,416	-	-	-	-	-	27,416
Total		8,403	3,908	10	4,726	8,644		



Dadaab	Month	Pending begin	Applied	Reco-gnized	Reje-cted	Oth. Closed	Total Decided	Pending end
	Jan-19	1,292	10	-	-	1	1	1,301
	Feb-19	1,301	2	-	-	-	-	1,303
	Mar-19	1,303	19	-	-	-	-	1,322
	Apr-19	1,322	-	-	-	52	52	1,270
	May-19	1,270	5	-	-	-	-	1,275
	Jun-19	1,275	-	-	-	19	19	1,256
	Jul-19	1,256	7	-	-	-	-	1,263
	Aug-19	1,263	3	-	-	-	-	1,266
	Sep-19	1,266	284	-	-	2	2	1,548
	Oct-19	1,548	127	-	-	11	11	1,664
	Nov-19	1,664	-	-	-	14	14	1,650
	Dec-19	1,650	-	-	-	-	-	1,650
Total			457	-	-	99	99	



Kakuma	Month	Pending begin	Applied	Reco-gnized	Reje-cted	Oth. Closed	Total Decided	Pending end
	Jan-19	21,517	421	5	-	3	8	21,930
	Feb-19	21,930	309	-	-	440	440	21,799
	Mar-19	21,799	217	2	-	-	2	22,014
	Apr-19	22,014	274	-	-	54	54	22,234
	May-19	22,234	573	192	-	190	382	22,425
	Jun-19	22,425	336	15	-	539	554	22,207
	Jul-19	22,207	594	75	-	-	75	22,726
	Aug-19	22,726	428	467	-	327	794	22,360
	Sep-19	22,360	627	629	-	177	806	22,181
	Oct-19	22,181	440	4	-	50	54	22,567
	Nov-19	22,567	493	-	-	94	94	22,966
	Dec-19	22,966	-	-	-	-	-	22,966
Total			4,712	1,389	-	1,874	3,263	



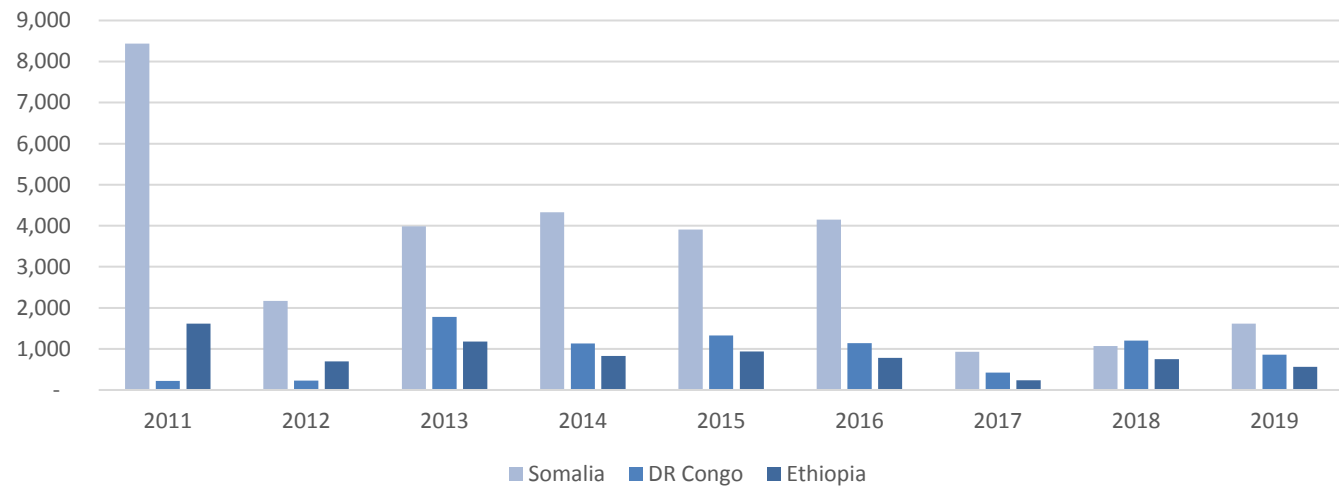
RESETTLEMENT SUBMISSION BY COUNTRY OF ORIGIN

Country of Origin	2011	2012	2013	2014	2015	2016	2017	2018	2019	Total
Somalia	8,439	2,170	3,985	4,325	3,909	4,147	929	1,068	1,615	30,587
DR Congo	218	230	1,783	1,132	1,326	1,143	424	1,203	861	8,320
Ethiopia	1,617	700	1,181	830	941	785	237	748	564	7,603
South Sudan	-	33	214	111	420	701	143	1,229	757	3,608
Sudan	175	30	29	158	541	104	4	34	1	1,076
Uganda	13	5	24	88	108	107	47	136	151	679
Burundi	17	22	58	46	121	81	100	121	69	635
Eritrea	25	20	111	73	116	55	26	39	36	501
Rwanda	13	24	22	31	78	26	10	17	14	235
Other	1	5	5	11	26	14	20	16	10	108
Total	10,518	3,239	7,412	6,805	7,586	7,163	1,940	4,611	4,078	53,352

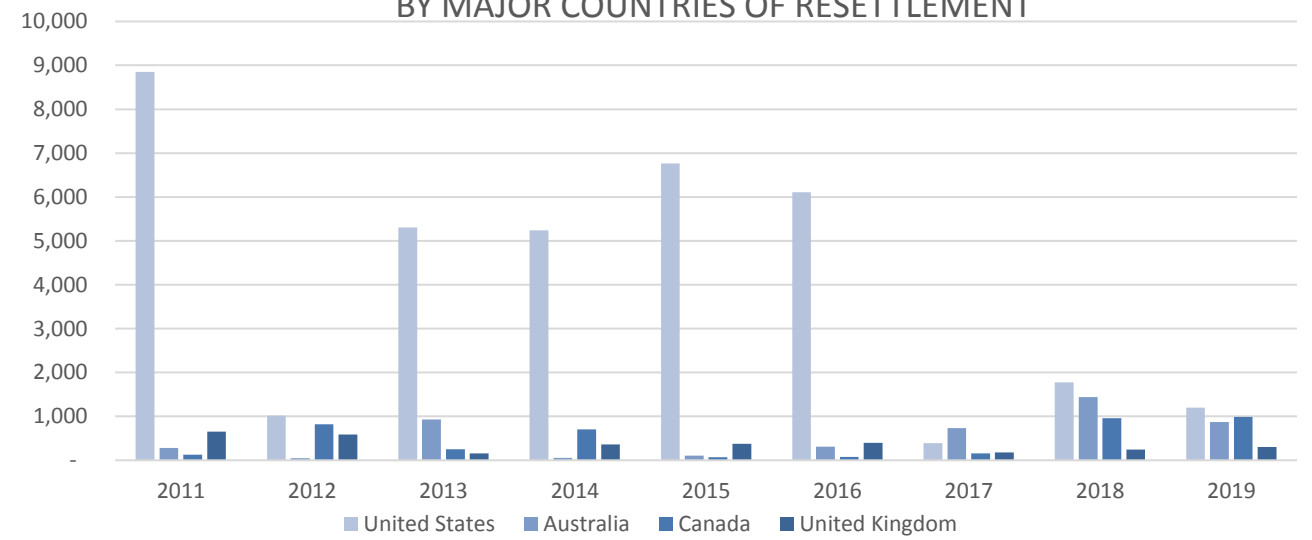
RESETTLEMENT SUBMISSION BY COUNTRY OF RESETTLEMENT

Country of Submission	2011	2012	2013	2014	2015	2016	2017	2018	2019	Total
United States	8,849	1,019	5,304	5,239	6,764	6,105	391	1,775	1,203	36,649
Australia	281	50	932	53	107	310	736	1,438	874	4,781
Canada	129	821	254	705	69	75	158	963	990	4,164
United Kingdom	657	585	155	363	378	397	180	243	305	3,263
Sweden	391	402	342	397	81	262	353	120	663	3,011
Norway	72	218	218	12	11	5	6	1	11	554
Netherlands	109	114	145	16	130	-	-	-	7	521
France	-	-	29	-	-	1	88	46	12	176
Other	24	16	17	6	17	2	28	25	13	148
Denmark	6	14	16	14	29	6	-	-	-	85
Total	10,518	3,239	7,412	6,805	7,586	7,163	1,940	4,611	4,078	53,352

RESETTLEMENT SUBMISSION TRENDS BY MAJOR COUNTRIES OF ORIGIN



RESETTLEMENT SUBMISSION TRENDS BY MAJOR COUNTRIES OF RESETTLEMENT



RST submissions as at end of October '19

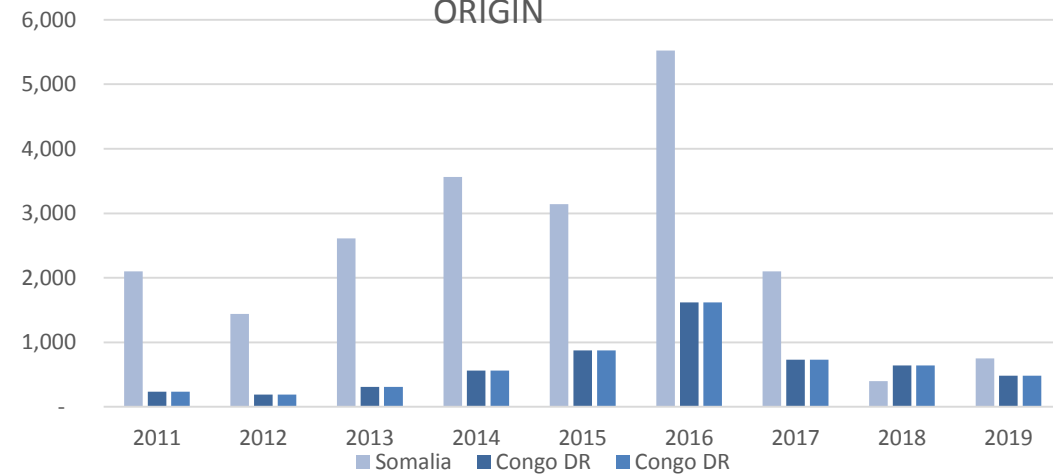
RESETTLEMENT DEPARTURES BY COUNTRY OF ORIGIN

Country of Origin	2011	2012	2013	2014	2015	2016	2017	2018	2019	Total
Somalia	2,102	1,442	2,612	3,562	3,142	5,521	2,102	398	752	21,633
Ethiopia	906	806	469	480	645	1,265	663	282	274	5,790
Congo DR	234	192	308	560	874	1,621	730	643	481	5,643
SSD	-	35	88	92	136	412	272	100	93	1,228
Sudan	213	102	61	82	46	123	184	9	26	846
Eritrea	48	25	25	57	28	121	62	21	18	405
Burundi	35	14	13	23	30	70	50	81	102	418
Uganda	7	14	2	36	69	70	50	73	54	375
Rwanda	35	26	26	21	28	56	24	28	10	254
Other	1	3	-	-	3	27	4	6	21	65
Total	3,581	2,659	3,604	4,913	5,001	9,286	4,141	1,641	1,831	36,657

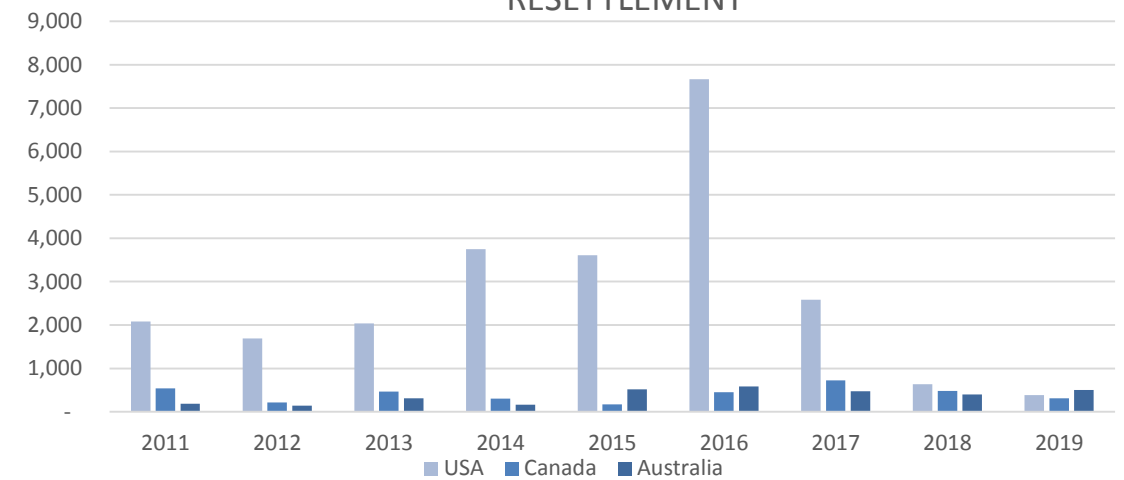
RESETTLEMENT DEPARTURES BY COUNTRY OF RESETTLEMENT

Country of Resettlement	2011	2012	2013	2014	2015	2016	2017	2018	2019	Total
USA	2,083	1,688	2,040	3,751	3,610	7,665	2,585	633	381	24,436
Canada	541	213	464	302	174	452	725	480	309	3,660
Australia	182	141	311	160	514	580	475	398	504	3,265
United Kingdom	208	460	260	279	308	267	248	111	118	2,259
Sweden	329	88	331	229	341	238	83	4	468	2,111
Norway	58	18	159	78	32	3	7	-	1	356
Netherlands	81	29	-	87	2	70	-	-	-	269
Other	89	12	13	20	13	2	7	15	50	221
Denmark	-	10	22	7	7	4	-	-	-	50
New Zealand	10	-	4	-	-	5	11	-	-	30
Total	3,581	2,659	3,604	4,913	5,001	9,286	4,141	1,641	1,831	36,657

RESETTLEMENT DEPARTURE TRENDS BY MAJOR COUNTRIES OF ORIGIN



RESETTLEMENT DEPARTURE TRENDS BY MAJOR COUNTRIES OF RESETTLEMENT



RST departures as at end of September '19

**VOLUNTARY REPATRIATION FROM KENYA
BY COUNTRY OF ORIGIN**

Country of Origin	Year											
	2009	2010	2011	2012	2013	2014	2015	2016	2017	2018	2019	Total
Sudan	665	64	28									757
Burundi	2	1		4						586	157	750
Rwanda	1	2	2	1								6
Mozambique	-	5							4			9
Somalia	-	6	69	4		485	5,616	33,783	35,403	7,559	1,988	84,913
Congo, DRC	-	3	2	7	3						5	20
Ethiopia	-	-								1,963		1,963
Uganda	-	-	4	1								5
Other	-	2	6					6		1	11	26
Total	668	83	111	17	3	485	5,616	33,789	35,407	10,109	2,161	88,449

