

UNHCR Egypt Monthly Statistical Report

as of 31 May 2019



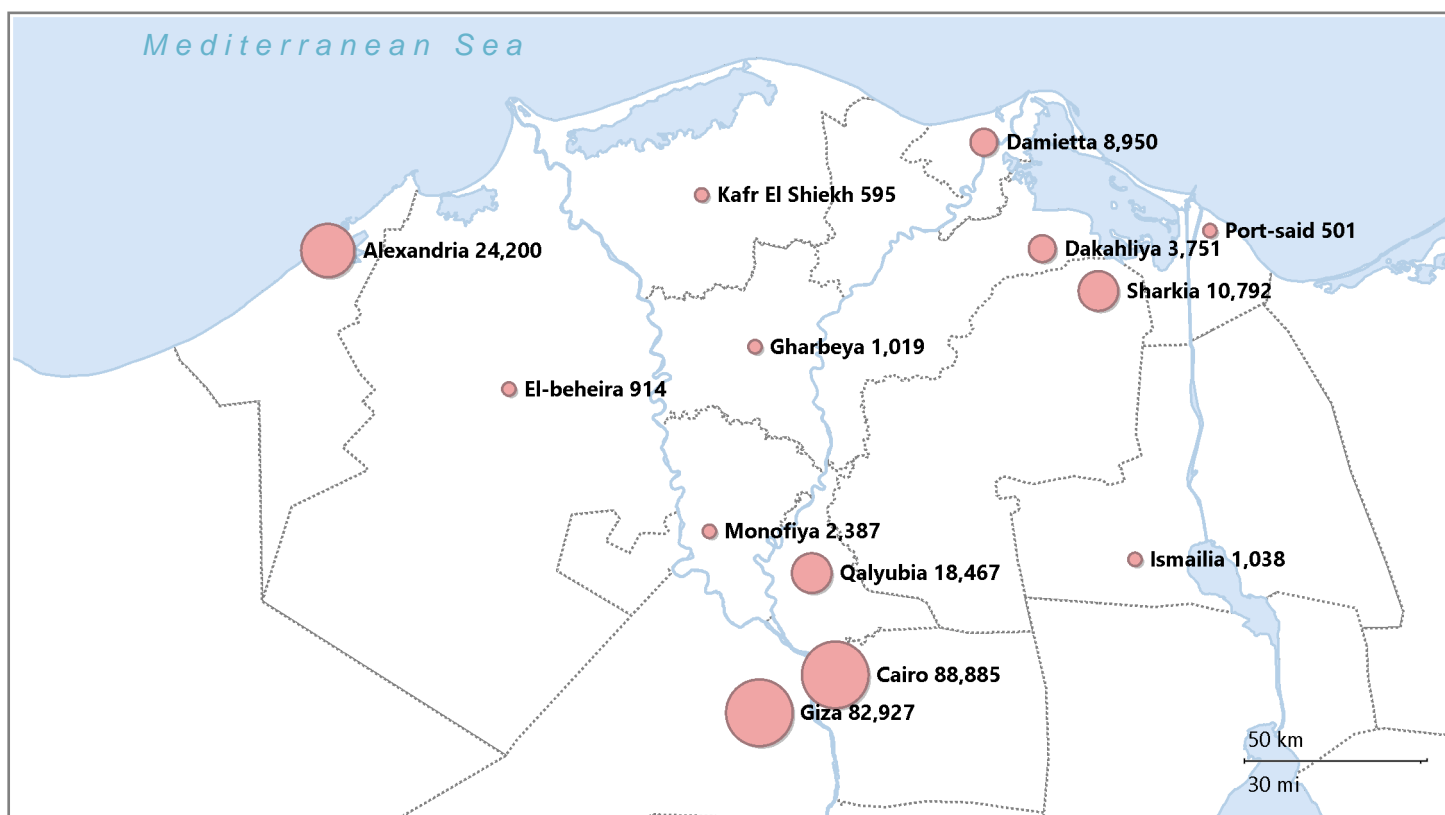
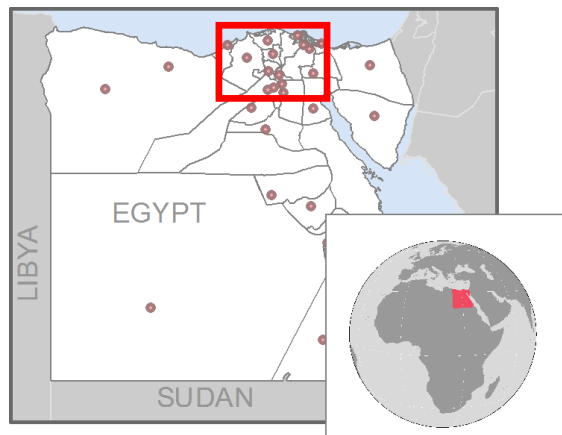
Total Population 249,143

Asylum Seekers* 188,343 76%

Refugees 60,800 24%




Syrians 132,713 53% **Other Nationalities 116,430 47%**



BREAKDOWN BY COUNTRY OF ORIGIN

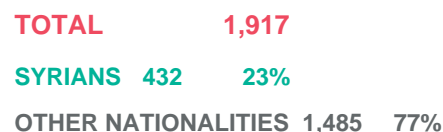
TOTAL ASYLUM SEEKERS REFUGEES



TOTAL REGISTERED IN 2019











REGISTERED IN MAY 2019



* All Syrians who approached UNHCR Egypt after 2011 are registered as asylum seekers and do not undergo refugee status determination but are considered as Refugees. The boundaries, names shown and the designations used on this map do not imply official endorsement or acceptance by the United Nations.

Population change by Individuals from April 2019 to May 2019

		Syrians	Other Nationalities
 Starting Population	247,808	132,473	115,335
 Total Increase 2,182			
 New Registration		432	1,485
 Activated/Reopened		189	76
 Total Decrease 847			
 Closed		371	462
 Inactivated		10	4
 Ending Population	249,143	132,713	116,430

Breakdown by Area of Responsibility

Governorate	Syrian	Other	Total	Percentage
Cairo Office				
Cairo	23,648	65,237	88,885	35.68%
Giza	37,815	45,112	82,927	33.28%
Qalyubia	18,042	425	18,467	7.41%
Sharkia	10,368	424	10,792	4.33%
Monofiya	2,327	60	2,387	0.96%
Suez	194	846	1,040	0.42%
Ismailia	967	71	1,038	0.42%
The Red Sea	680	18	698	0.28%
Assiut	362	76	438	0.18%
Menia	396	5	401	0.16%
Fayoum	313	26	339	0.14%
Bani Souwaif	234	28	262	0.11%
Sohag	182	17	199	0.08%
Qena	103	20	123	0.05%
Luxor	101	6	107	0.04%
Aswan	22	71	93	0.04%
South Sinai	58	18	76	0.03%
North Sinai	24	12	36	0.01%
New Valley	4	1	5	0.00%
Total	95,840	112,473	208,313	83.61%
Alexandria Office				
Alexandria	20,966	3,234	24,200	9.71%
Damietta	8,887	63	8,950	3.59%
Dakahliya	3,305	446	3,751	1.51%
Gharbeya	945	74	1019	0.41%
El-beheira	850	64	914	0.37%
Matrouh	862	38	900	0.36%
Kafr El Shiekh	562	33	595	0.24%
Port-said	496	5	501	0.20%
Total	36,873	3,957	40,830	16.39%