

UNHCR Egypt Monthly Statistical Report

as of 28 February 2019



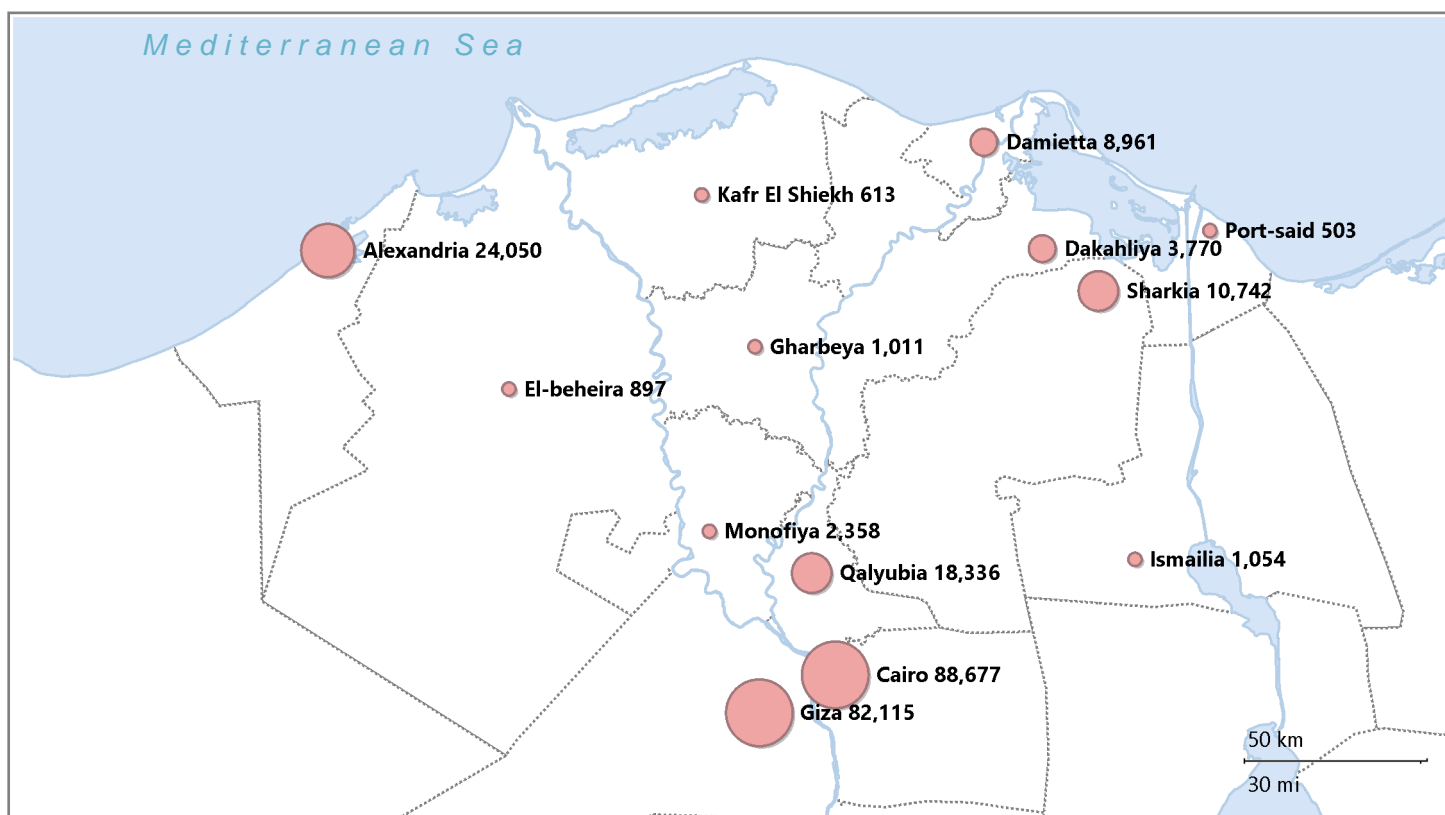
Total Population **247,724**

Asylum Seekers* **192,068** 78%

Refugees **55,656** 22%




Syrians 132,165 53% **Other Nationalities 115,559** 47%



BREAKDOWN BY COUNTRY OF ORIGIN

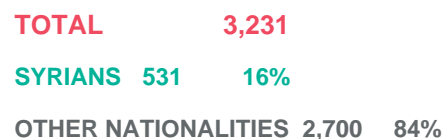
TOTAL ASYLUM SEEKERS REFUGEES



TOTAL REGISTERED IN 2019











REGISTERED IN FEBRUARY 2019



* All Syrians who approached UNHCR Egypt after 2011 are registered as asylum seekers and do not undergo refugee status determination but are considered as Refugees. The boundaries, names shown and the designations used on this map do not imply official endorsement or acceptance by the United Nations.

Population change by Individuals from January 2018 to February 2019

		Syrians	Other Nationalities
 Starting Population	247,142	133,028	114,114
 Total Increase 3,538			
 New Registration		531	2,700
 Activated/Reopened		182	125
 Total Decrease 2956			
 Closed		461	382
 Inactivated		1115	998
 Ending Population	247,724	132,165	115,559

Breakdown by Area of Responsibility

Governorate	Syrian	Other	Total	Percentage
Cairo Office				
Cairo	23,485	65,192	88,677	35.80%
Giza	37,836	44,279	82,115	33.15%
Qalyubia	17,888	448	18,336	7.40%
Sharkia	10,306	436	10,742	4.34%
Monofiya	2,287	71	2,358	0.95%
Ismailia	983	71	1,054	0.43%
Suez	190	845	1,035	0.42%
The Red Sea	672	17	689	0.28%
Assiut	353	76	429	0.17%
Menia	385	5	390	0.16%
Fayoum	316	20	336	0.14%
Bani Souwaif	195	28	223	0.09%
Sohag	175	17	192	0.08%
Qena	102	20	122	0.05%
Luxor	106	6	112	0.05%
Aswan	23	61	84	0.03%
South Sinai	58	24	82	0.03%
North Sinai	24	12	36	0.01%
New Valley	4	1	5	0.00%
Total	95,388	111,629	207,017	83.57%
Alexandria Office				
Alexandria	20,842	3,208	24,050	9.71%
Damietta	8,905	56	8,961	3.62%
Dakahliya	3,315	455	3,770	1.52%
Gharbeya	942	69	1011	0.41%
Matrouh	864	38	902	0.36%
El-beheira	840	57	897	0.36%
Kafr El Shiekh	573	40	613	0.25%
Port-said	496	7	503	0.20%
Total	36,777	3,930	40,707	16.43%