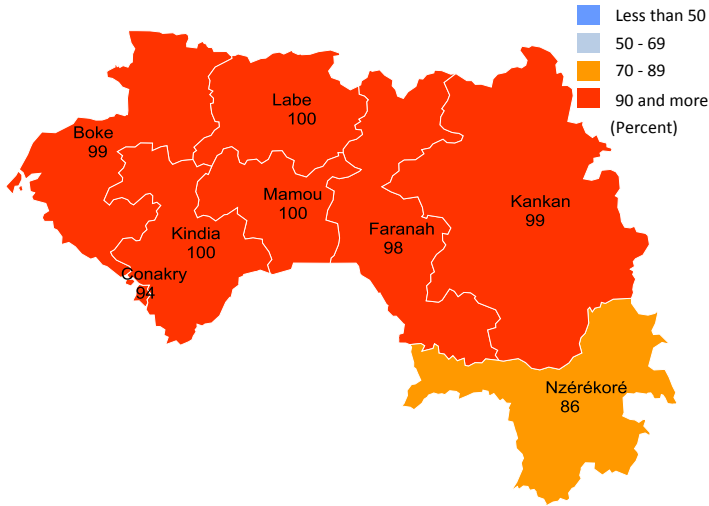
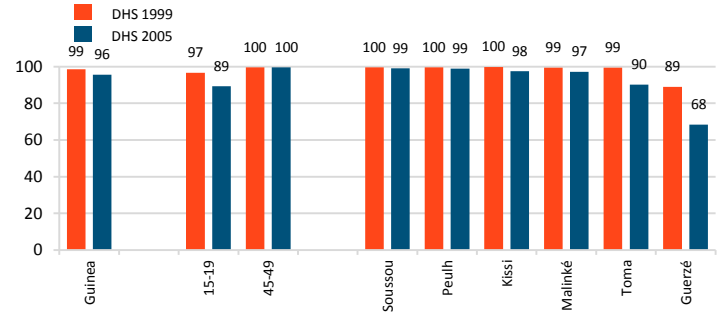


Prevalence of Female Genital Mutilation/Cutting (FGM/C) among Women Aged 15-49

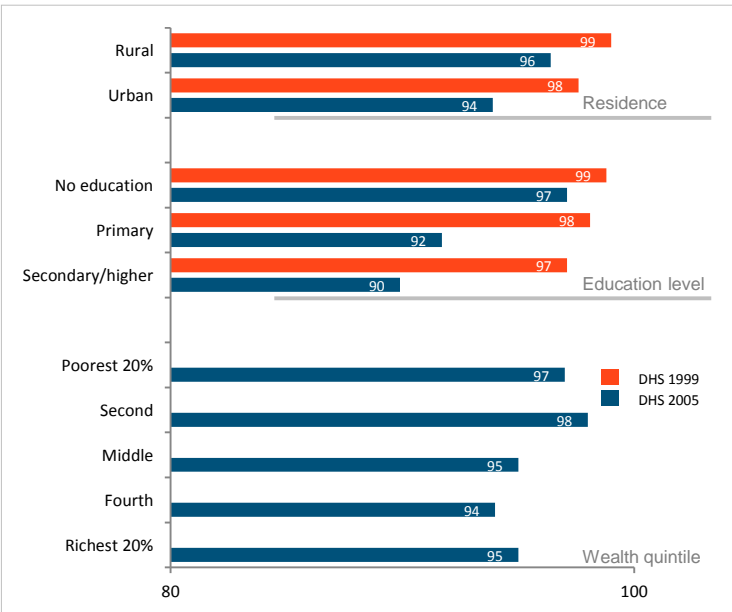


Levels: currently, **96%** of women aged 15-49 in Guinea have undergone some form of FGM/C

Trends: prevalence of FGM/C has decreased by **3%** between 1999 and 2005; FGM/C is less common among girls 15-19 than women 45-49

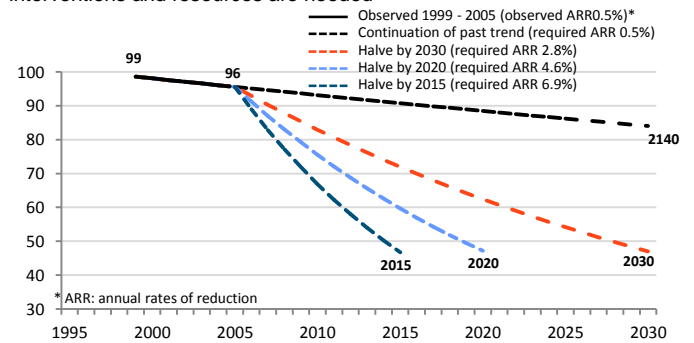


Inequalities: Human rights violations affect women and girls differently. Girls who are the least educated and living in rural areas are at the greatest risk of FGM/C.

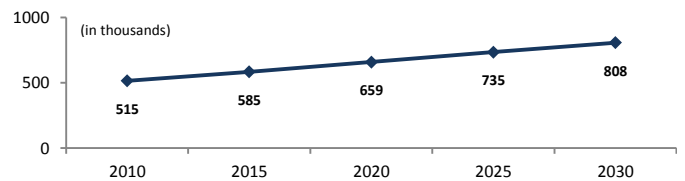


Projections

To meet the target of reducing the FGM/C rate by half, more intensive interventions and resources are needed

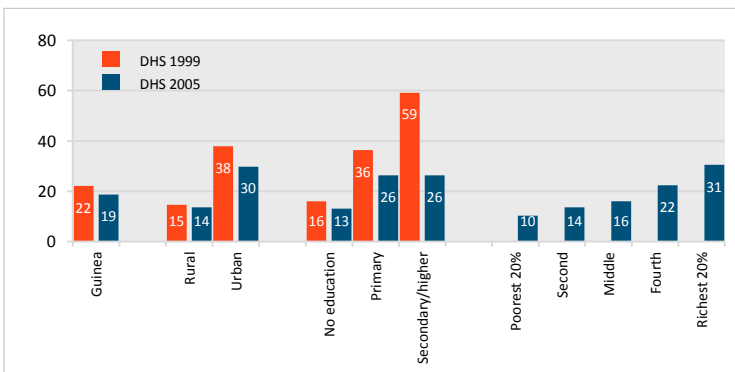


If present trends continue, 808,000 girls born between 2010-2015 will experience FGM/C by 2030



Opposition to FGM/C

About 19 percent of women believe FGM/C should be discontinued



Key Indicators

Population size, female age 15-49 (in thousands), 2010	2,513	World Population Prospects 2012
Prevalence of FGM/C among women 15-49 (%)	96	DHS 2005
Prevalence of FGM/C among girls 15-19 (%)	89	DHS 2005
Ethnic group with the highest prevalence in the country (%)	99	DHS 2005
Existence of national policies and laws banning FGM/C; Year passed	1965, 2000*	FGM/C programme data

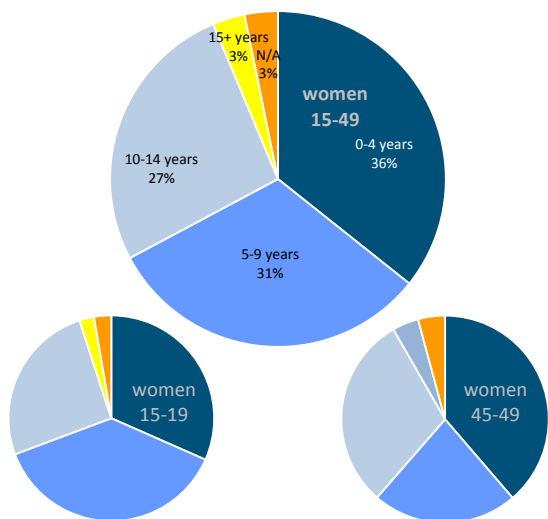
*Later dates reflect amendments to the original law or new laws

FGM/C among Young Girls

Data not available

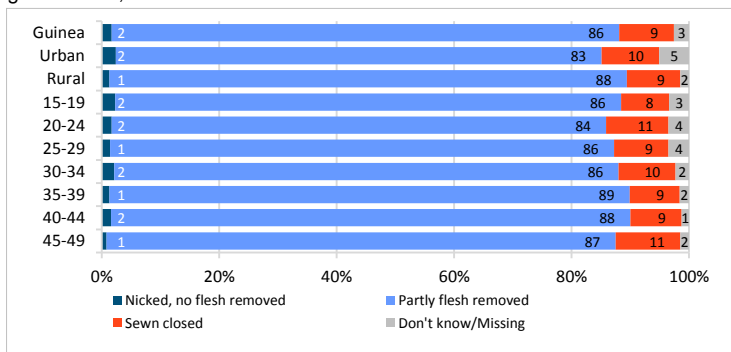
Age at FGM/C

More than **one third** of the women who have undergone FGM/C were cut before age 5

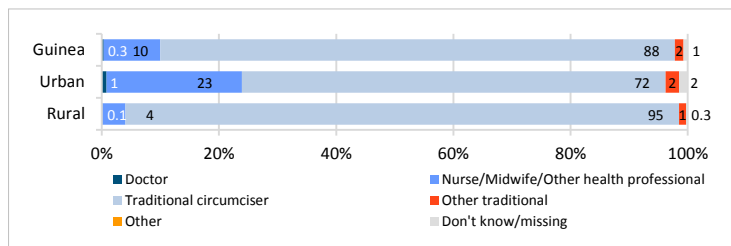


Type of FGM/C and Performers of FGM/C

About 86% of girls and women who have undergone FGM/C have had their genitalia cut, with some flesh removed

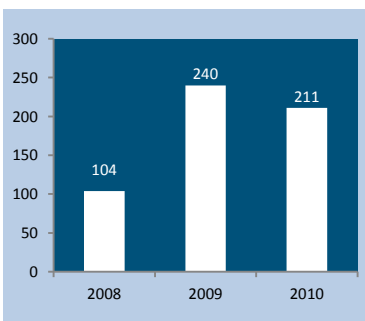


FGM/C is essentially performed by traditional circumcisers (more than 85%)

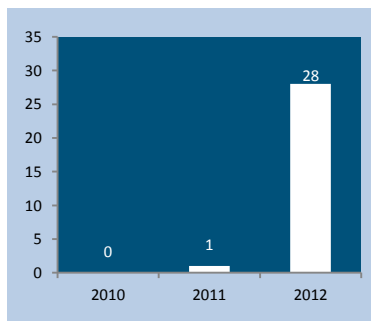


Monitoring the UNFPA-UNICEF Joint Programme on FGM/C

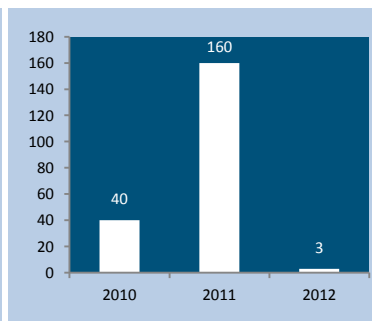
Community leaders and stakeholders committed to FGM/C abandonment



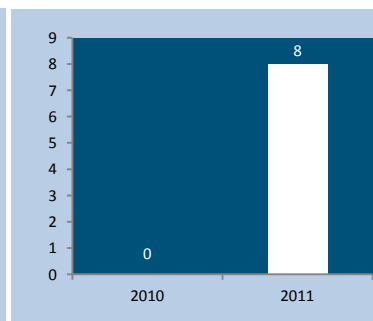
Religious leaders that make public declarations delinking FGM/C from religion



Cumulative number of villages declaring the abandonment of FGM/C



Health facilities integrating FGM/C prevention in their antenatal and postnatal care



Source: FGM/C Programme data 2012