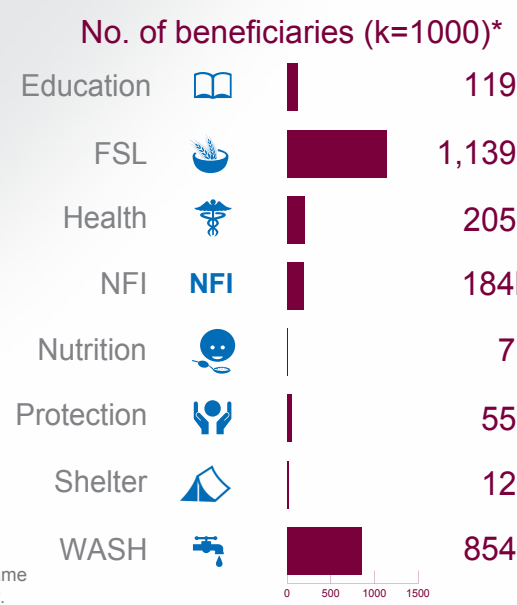

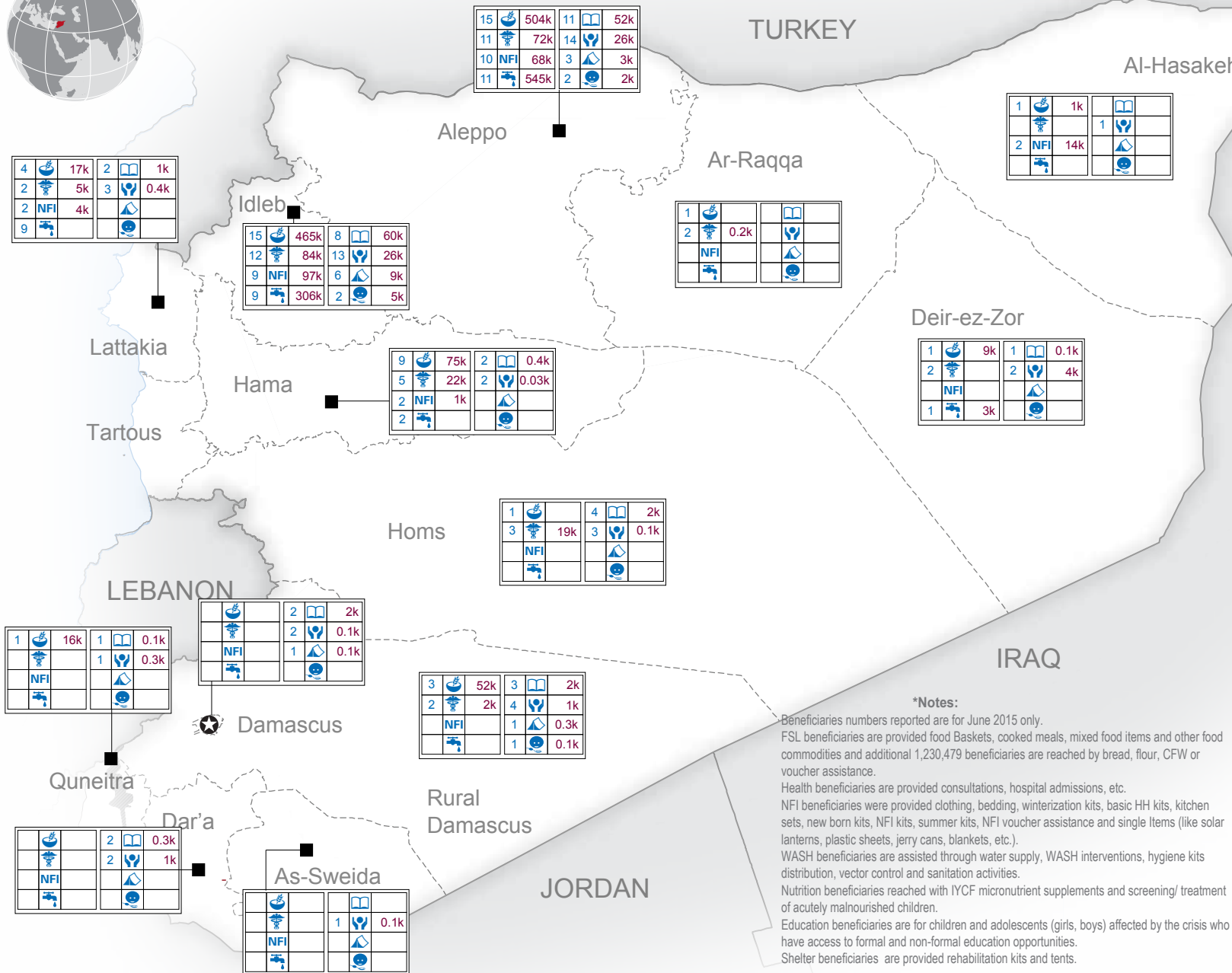


SYRIAN ARAB REPUBLIC: Cross-Border Humanitarian Reach and Activities from Turkey

June 2015



***Notes:**

Beneficiaries numbers reported are for June 2015 only.
 FSL beneficiaries are provided food Baskets, cooked meals, mixed food items and other food commodities and additional 1,230,479 beneficiaries are reached by bread, flour, CFW or voucher assistance.
 Health beneficiaries are provided consultations, hospital admissions, etc.
 NFI beneficiaries were provided clothing, bedding, winterization kits, basic HH kits, kitchen sets, new born kits, NFI kits, summer kits, NFI voucher assistance and single Items (like solar lanterns, plastic sheets, jerry cans, blankets, etc.).
 WASH beneficiaries are assisted through water supply, WASH interventions, hygiene kits distribution, vector control and sanitation activities.
 Nutrition beneficiaries reached with IYCF micronutrient supplements and screening/ treatment of acutely malnourished children.
 Education beneficiaries are for children and adolescents (girls, boys) affected by the crisis who have access to formal and non-formal education opportunities.
 Shelter beneficiaries are provided rehabilitation kits and tents.

Creation date: 24 July 2015

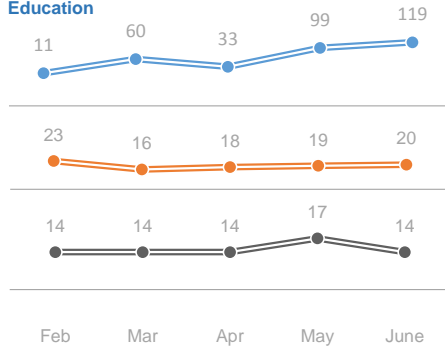
Source: Information as reported by partners and clusters for June 2015

The boundaries and names shown and the designations used on this map do not imply official endorsement or acceptance. Feedback: ochaturkey@un.org

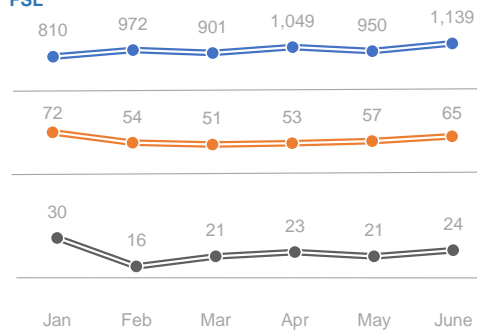
Disclaimer: The count of beneficiaries may include duplicate count of same beneficiaries assisted by more than one type of activities within a sector.



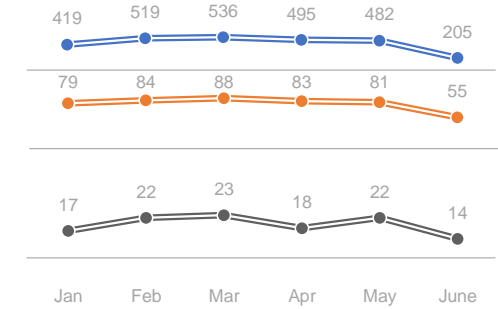
Education



FSL

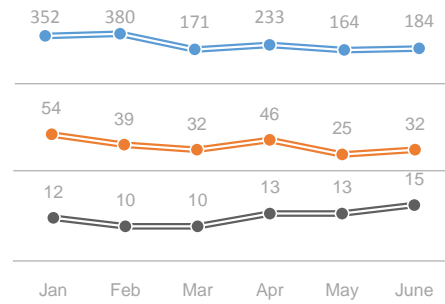


Health **

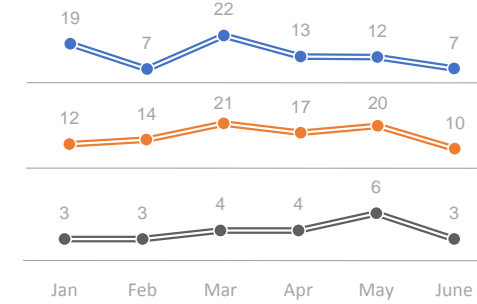


NFI

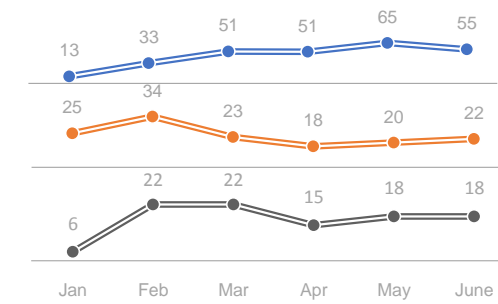
NFI



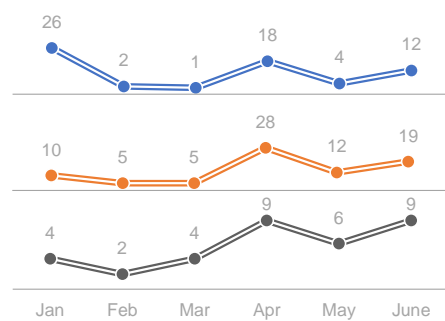
Nutrition



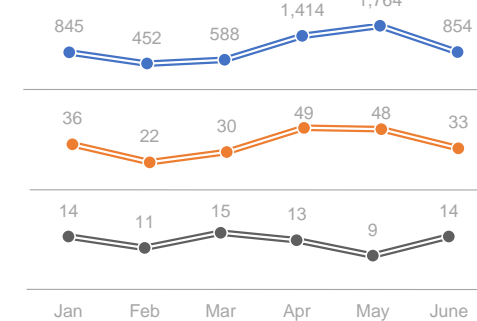
Protection *



Shelter



WASH



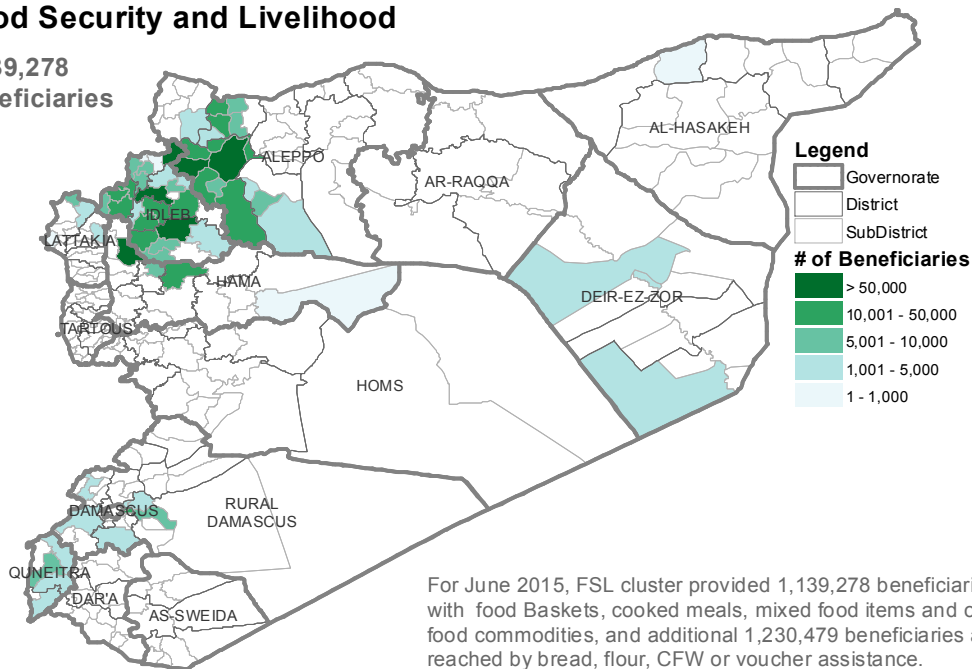
- Number of beneficiaries reported (in thousands).
- Number of sub-districts/districts covered.
- Number of organizations reporting 4Ws.

Notes:

The data shows the trends of beneficiaries reached and subdistricts/districts reached by months.
 * Education and Protection clusters reported data at district level. All other clusters reported data at subdistrict level.
 ** The health cluster data was revised for Feb - June 2015 and may differ from previous 4Ws.

Food Security and Livelihood

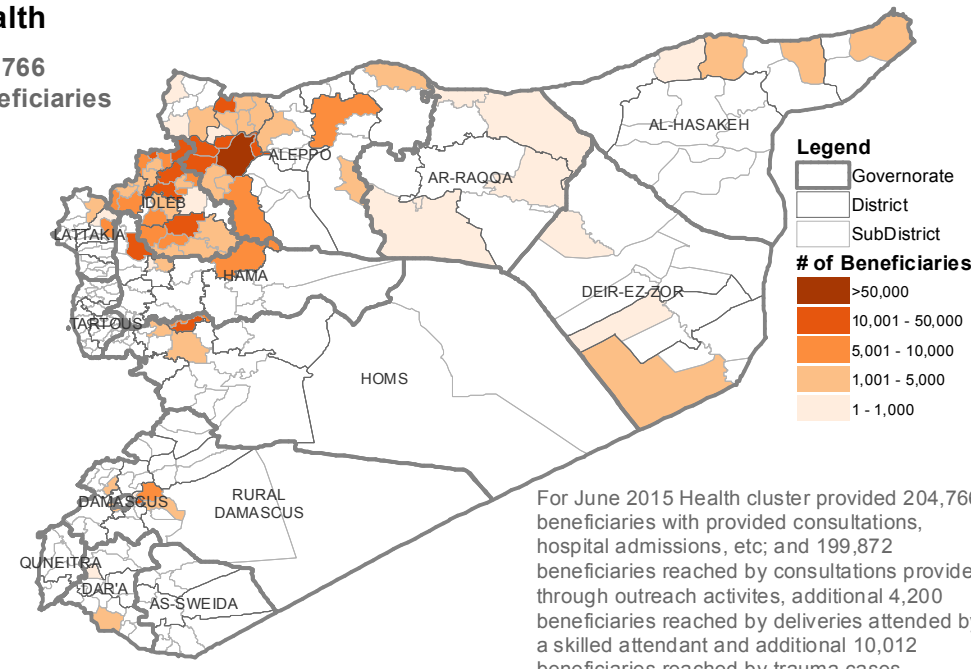
1,139,278 beneficiaries



For June 2015, FSL cluster provided 1,139,278 beneficiaries with food Baskets, cooked meals, mixed food items and other food commodities, and additional 1,230,479 beneficiaries are reached by bread, flour, CFW or voucher assistance.

Health

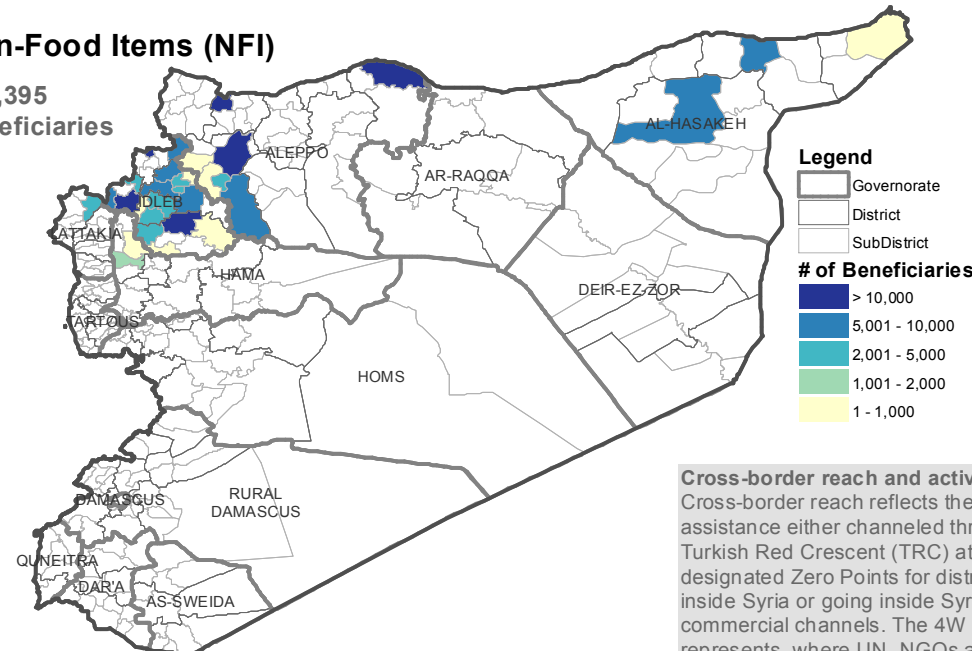
204,766 beneficiaries



For June 2015 Health cluster provided 204,766 beneficiaries with provided consultations, hospital admissions, etc; and 199,872 beneficiaries reached by consultations provided through outreach activities, additional 4,200 beneficiaries reached by deliveries attended by a skilled attendant and additional 10,012 beneficiaries reached by trauma cases supported.

Non-Food Items (NFI)

184,395 beneficiaries

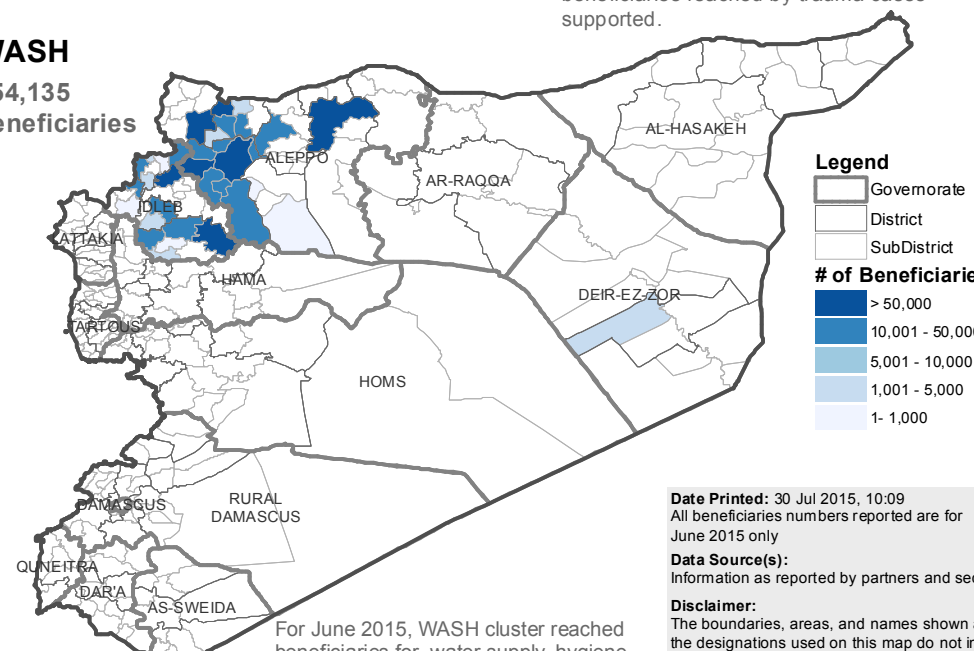


For June 2015, NFI cluster provided clothing, bedding, basic HH kits, kitchen sets, new born kits, NFI kits, summer kits, NFI voucher assistance and other single items (like solar lanterns, plastic sheets, jerry cans, blankets, etc.).

Cross-border reach and activities
Cross-border reach reflects the assistance either channeled through the Turkish Red Crescent (TRC) at designated Zero Points for distribution inside Syria or going inside Syria through commercial channels. The 4W represents where UN, NGOs and other actors, provide assistance. Activities include both one-off and repeated distributions. Activities vary in scale.

WASH

854,135 beneficiaries



For June 2015, WASH cluster reached beneficiaries for water supply, hygiene kits distribution, vector control, sanitation activities, and solid waste disposal.

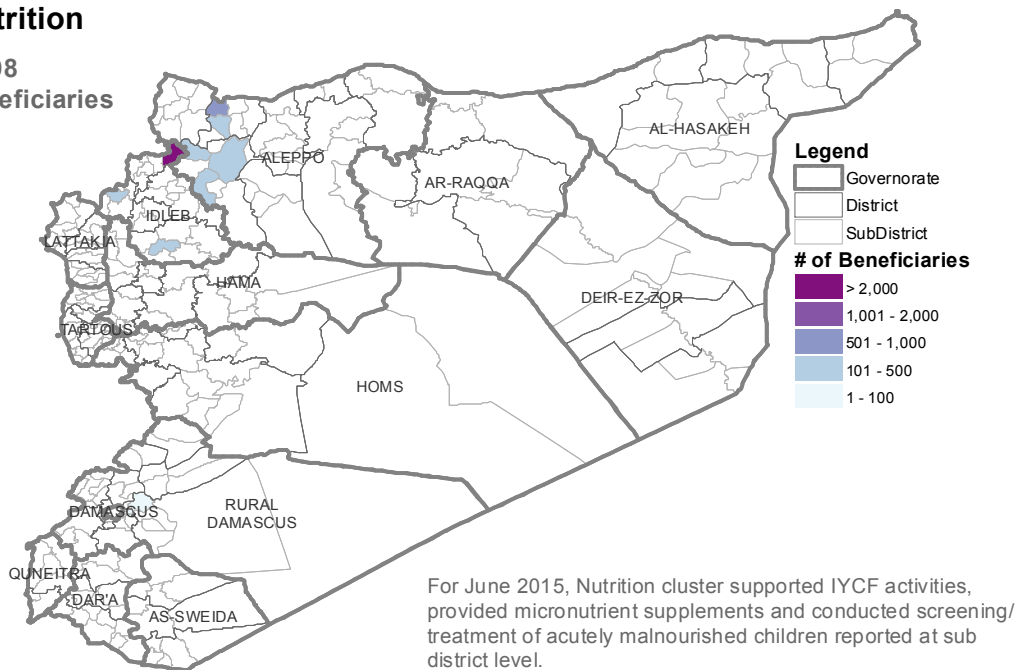
Date Printed: 30 Jul 2015, 10:09
All beneficiaries numbers reported are for June 2015 only
Data Source(s): Information as reported by partners and sectors

Disclaimer: The boundaries, areas, and names shown and the designations used on this map do not imply official endorsement or acceptance.

Feedback: ochatrueky@un.org **MAP 1**

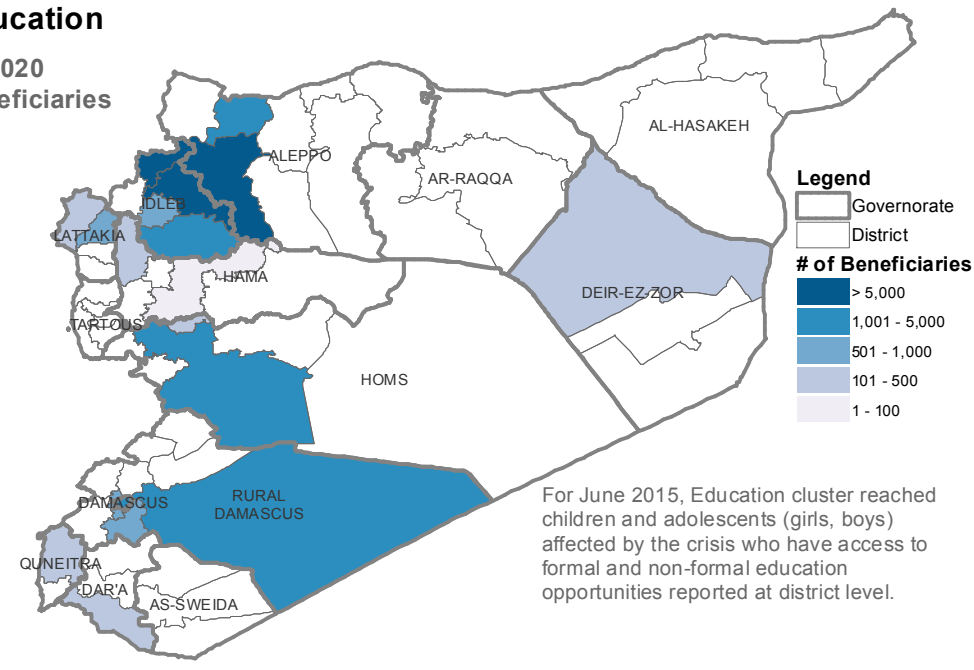
Nutrition

7,098 beneficiaries



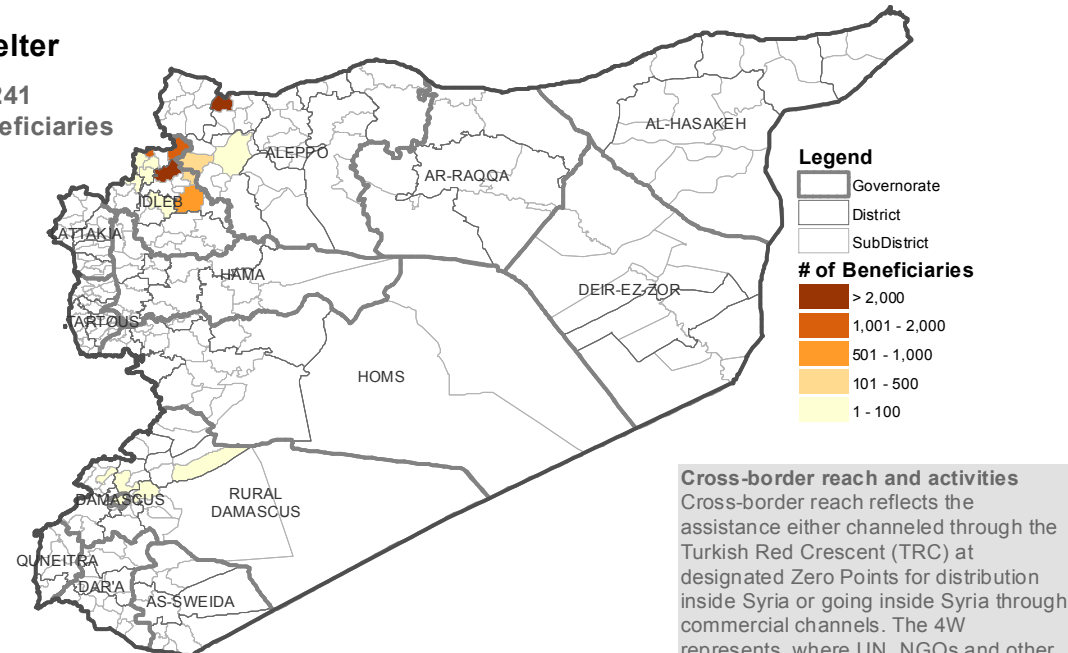
Education

119,020 beneficiaries



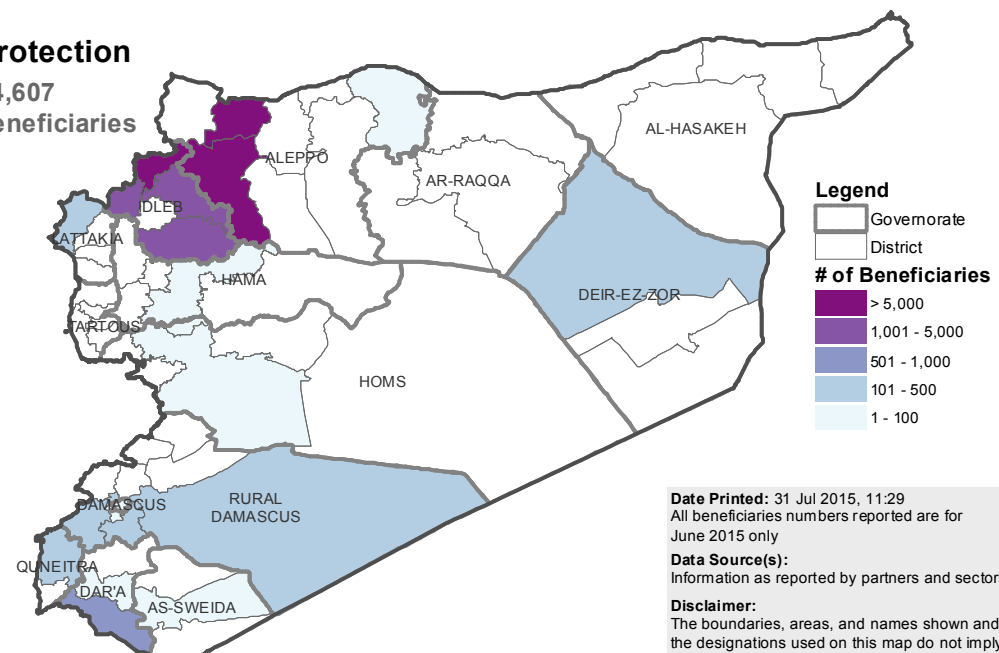
Shelter

12,241 beneficiaries



Protection

54,607 beneficiaries



For June 2015, Shelter cluster provided shelter rehabilitation kits and tents reported at sub district level.

For June 2015, Protection cluster provided protection monitoring, community centres, GBV response, women and girls empowerment, GBV mitigation and prevention, trainings, advocacy, safe space, mine risk education, case management at district level.

Date Printed: 31 Jul 2015, 11:29
All beneficiaries numbers reported are for June 2015 only
Data Source(s): Information as reported by partners and sectors

Disclaimer: The boundaries, areas, and names shown and the designations used on this map do not imply official endorsement or acceptance.

Feedback: ochatrueky@un.org **MAP 2**