



Centro Studi  
di Politica  
Internazionale

CeSPI



**UNHCR**  
The UN Refugee Agency



**ERITREAN, GUINEAN AND SUDANESE  
REFUGEES AND MIGRANTS IN ITALY**

JANUARY 2019

Reproduction and dissemination for educational or other non-commercial purposes is authorised without prior written permission from the copyright holders provided the source is fully acknowledged.

The profiling exercise was the result of a partnership between CeSPI and UNHCR

Data collection: CeSPI  
Regional profiling coordinator (UNHCR): Stephanie Matti

The profiling exercise was funded by the UNHCR

Report preparation: January to December 2018  
Data collection: October to December 2017

Cover photo: Sub-Saharan asylum seekers sleep on the deck after being rescued in a night operation in the Mediterranean Sea some 50 nautical miles off the coast of Libya. Most who were rescued described scenes of horrific abuse, including torture, forced labour, beatings and kidnappings while staying in Libya. Photo by: UNHCR/ Vania Turner

# TABLE OF CONTENTS

<b>KEY FIGURES</b>	4
Introduction	6
Profiling objectives	8
Methodology and limitations	10
Eritrean refugees and migrants	13
Sudanese refugees and migrants	27
Guinean refugees and migrants	39
Experiences of abuse along the route	51
Witnessing death on the route	62
Conclusions	64
Acknowledgements	66
Annex I: Questionnaire	67
Annex II: Endnotes	76

# KEY FIGURES

# 119,400

refugees and migrants arrived to Italy by sea in 2017

## Demographics of arrivals in 2017

### ERITREANS

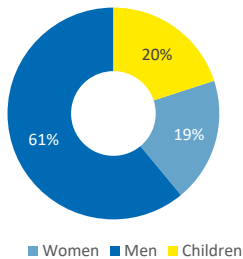
**7,100**

Sea arrivals in 2017

66% less than in 2016

**5,000**

Eritreans applied for asylum in Italy in 2017\*



■ Women ■ Men ■ Children

### GUINEANS

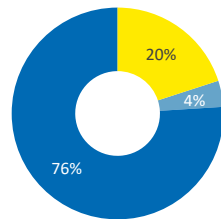
**9,700**

Sea arrivals in 2017

27% less than in 2016

**7,800**

Guineans applied for asylum in Italy in 2017\*



■ Women ■ Men ■ Children

### SUDANESE

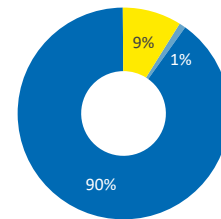
**6,200**

Sea arrivals in 2017

33% less than in 2016

**240**

Sudanese applied for asylum in Italy in 2017\*



■ Women ■ Men ■ Children

## Population interviewed

45% from Debub, 25% from Gash Barka; 19% from Maekel regions in Eritrea

51% are single and unmarried; 24% have children

**64% of males and 84% of females have close family already living in Europe**

**94%** completed primary school

27% from Conakry, 15% from Nzerekore, 12% from Kindia regions in Guinea

83% are single and unmarried; 22% have children

**35% have close family already living in Europe**

**70%** completed primary school; 19% mentioned their highest education was at a madrasa

**70% from Darfur region of Sudan**

60% are single and unmarried; 17% have children

**33% have close family already living in Europe**

**79%** completed primary school

## Reason for leaving

**76%** mentioned leaving to evade military/national service. Other common reasons were harm for political reasons, conflict/war.

**26%** mentioned leaving due to family disputes, 22% due to ethnic discrimination or persecution, and 21% mentioned conflict/war

**81%** mentioned leaving due to war or conflict. Other main reasons reasons ethnic discrimination or persecution, access to basic services

## On the route

Half took longer than **1 year and 5 months\*\*** on the route; half paid more than **€4,600\*\***

**57%** stayed in refugee camps in Ethiopia or Sudan

**34%** sought international protection before arriving in Italy

**65%** intended to come to Europe at departure

At least **47%** witnessed deaths on the route

Half took longer than **10 months\*\*** on the route; half paid more than **€1,400\*\***

**0.3%** stayed in refugee camps before Italy

**<1%** sought international protection before arriving in Italy

**24%** intended to come to Europe at departure

At least **47%** witnessed deaths on the route

Half took longer than **1 year and three months\*\*** on the route; half paid more than **€1,200\*\***

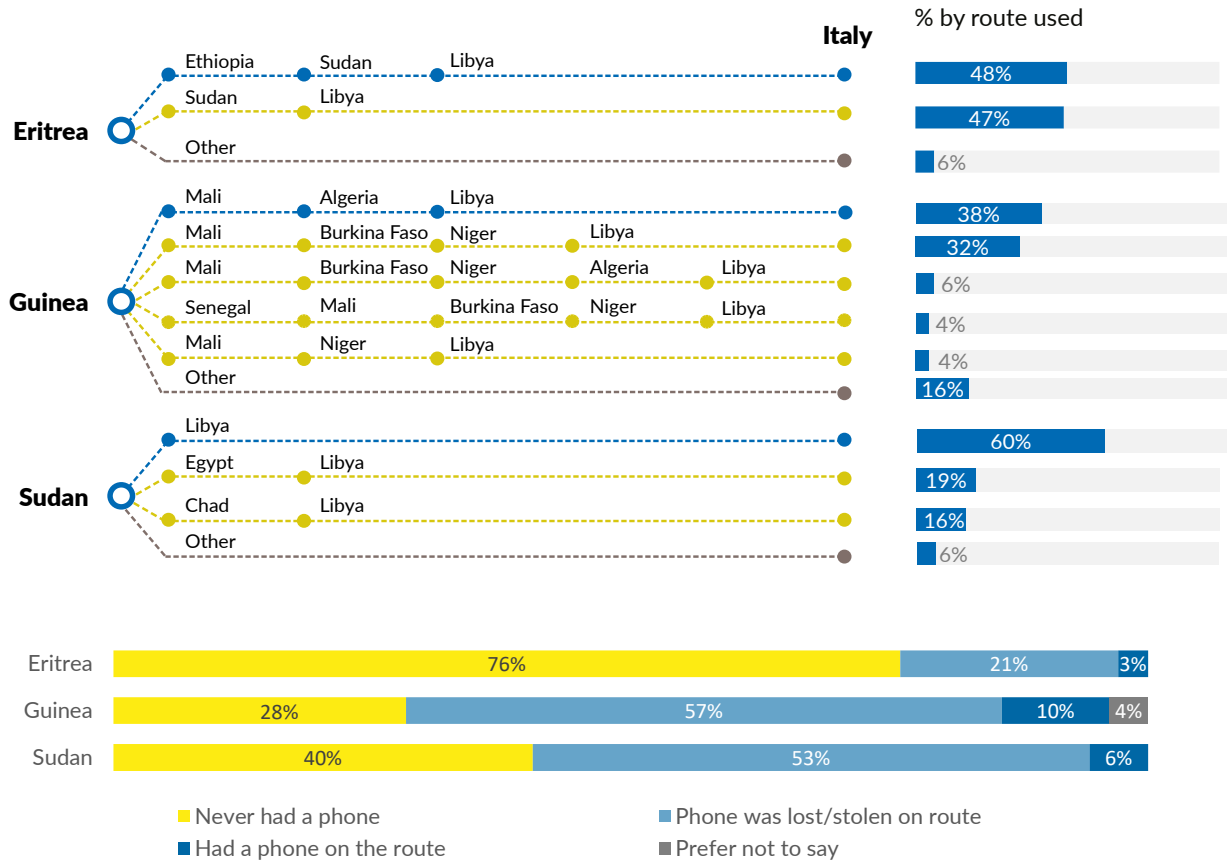
**6%** stayed in refugee camps before Italy

**4%** sought international protection before arriving in Italy

**49%** intended to come to Europe at departure

At least **32%** witnessed deaths on the route

Main routes



Mistreatment

**3 in 4 respondents reported experiencing some form of abuse on the route**

**92%** of mistreatment cases involved **violence, torture or physical abuse**, 60% involved food deprivation and 55% involved water deprivation, 39% involved being forced to work.

**43%** of respondents were **detained** or held against their will

**88% reported cases of some form of ill-treatment occurred in Libya** **ERITREANS 69% GUINEANS 81% SUDANESE 78%**

**60%** of reported cases of mistreatment occurred in **Bani Walid, Sabha, Sabratha or Tripoli**

**5 months** average time spent in the place they experienced mistreated

At least **44%** witnessed people dying or being killed on the route

**408 respondents** recalled **witnessing 2,600 deaths on the route**. The most deaths were witnessed in Libya (especially in formal and informal detention centres), crossing the desert, or crossing the Mediterranean Sea

Main causes of death: **lack of medical care, extreme violence, shot, drowned, food deprivation and water deprivation. Sexual abuse** was also involved in some cases.

# INTRODUCTION

In 2017, 119,400 refugees and migrants arrived to Italy by the Mediterranean Sea; a decrease of 34 per cent compared with the previous year.<sup>1</sup> For the majority, the journey often took them through conflict-ridden countries, across the harsh conditions of the Sahara Desert, and saw them exposed to abuse and violence in countries such as Libya and confronted by militias and armed groups, before they reached the Mediterranean Sea and embarked on the dangerous sea crossing. In 2017, the vast majority crossed to Italy from Libya (91 per cent) with smaller numbers from Tunisia (4.5 per cent), Turkey (3.5 per cent), and Algeria (1 per cent).<sup>2</sup> Some among these arrivals were forced to flee conflict, persecution, and human rights violations in their countries of origin in search of international protection, with many moving onward due to a weak or deteriorating protection environment in the countries they reached, while others left for economic reasons.

This profiling exercise was undertaken to gain a better understanding of why people embarked on these journeys to Italy and what they experienced on the route, specifically focusing on Eritrean, Sudanese, and Guinean (Conakry) nationals. The focus on these three nationalities provides a glimpse into some of the main routes often taken by three markedly different profiles and the consequent exposure to risks associated with them in order to help guide UNHCR's advocacy and interventions in countries of origin, transit, and destination. The findings of the study provide some insight into the diversity of the profiles arriving in Italy, the different protection needs among them, the risks they face in their countries of origin and throughout their journey, and the nature of their movement along the different routes that lead them to Italy.

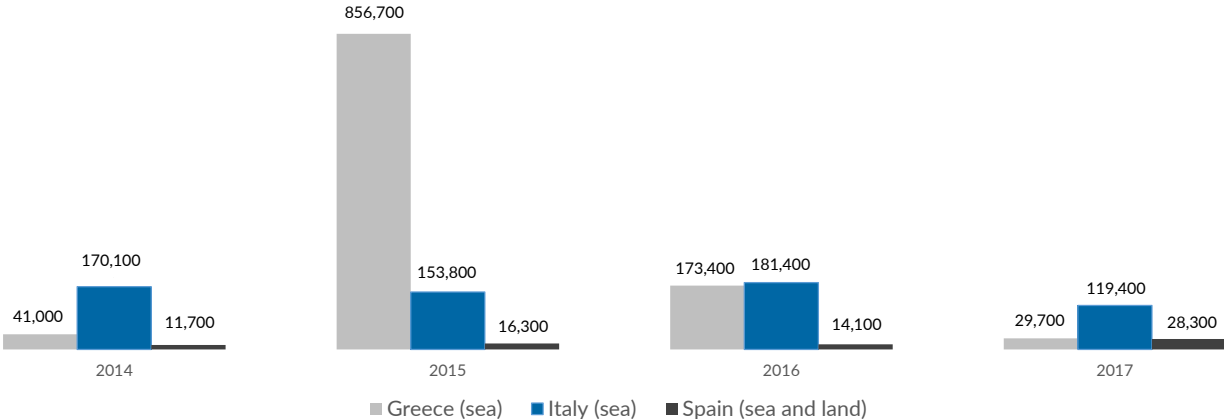
As demonstrated by the findings of this exercise, for those reaching Italy, the journey often takes months—ranging anywhere from one month to two and a half years or more—with many reporting exploitation and harsh conditions in different locations along the way. Despite the different routes, a common finding is that many respondents encountered difficult situations at various points along each route, with many reporting not having had control over where they went next as these decisions were often made by smugglers. Transit through Libya is particularly dangerous. Three quarters of respondents reported to have experienced abuse and violence during their journey, with numerous testimonies of torture, sexual abuse, and exploitation. Twenty-nine per cent of respondents indicated that they had been detained, out of which 69 per cent stated that this was in Libya. Further, reports suggest a high prevalence of trafficking and sexual exploitation among women and girls.<sup>3</sup>

According to figures from the Government of Italy, 74 per cent of sea arrivals in Italy in 2017 were men, 11 per cent were women, and 13 per cent were unaccompanied or separated children.<sup>4</sup> In this time period,

130,100 new asylum applications were lodged in Italy, including applications by those arriving by air, land, and by sea.<sup>5</sup> As of 31 December 2017, 183,700 adult asylum-seekers were accommodated in reception facilities across the country.<sup>6</sup>

Between 2015 and 2017 there was an 82 per cent drop in the number of Eritreans arriving by sea to Italy. By contrast, the number of Guinean arrivals has fluctuated markedly in the same period, with an increase from 2,600 people in 2015 to 13,300 people in 2016 and a subsequent decrease to 9,700 in 2017. Although the number of Sudanese arrivals by sea to Italy has remained relatively high in recent years from 8,900 people in 2015, to 9,300 people in 2016, and 6,200 people 2017, a unique characteristic of this nationality group is how few remain in Italy, quickly moving onward to other European countries.<sup>7</sup> During 2017, 7,800 Guineans, 5,000 Eritreans, and 240 Sudanese people applied for asylum in Italy.<sup>8\*</sup>

**Figure 1: Refugee and migrant arrivals to Greece, Italy and Spain (2014-2017)<sup>9</sup>**



**Table 1: Decisions on asylum applications in 2017<sup>10</sup>**

Nationality	Place of asylum	Refugee status	Subsidiary protection	Humanitarian protection	Rejected or otherwise closed**
ERITREAN	Italy	43%	26%	3%	29%***
	EU	55%	34%	3%	8%
GUINEAN	Italy	2%	1%	31%	67%
	EU	15%	3%	11%	71%
SUDANESE***	Italy	29%	31%	11%	29%
	EU	48%	12%	1%	40%

\* In 2017, protection rates (including for recipients of refugee status, subsidiary protection, and humanitarian protection) for Eritreans were 71% in Italy and 92% in the EU as a whole; for Sudanese, 70% in Italy and 60% in the EU as a whole; and for Guineans, 33% in Italy and 28% in the EU as a whole. It is important to note that of the 18,525 first-time asylum applications lodged in the EU by Guineans, 7,795 were in Italy.

\*\* 'Otherwise closed' may include no-show cases and for Eritreans, those who departed on relocation.

\*\*\* It should be noted that the proportion of Sudanese arrivals who seek asylum in Italy is considerably lower than that of Eritrean and Guinean arrivals.

\*\*\*\* Particularly for Eritrean asylum claims in Italy, it is important to keep in mind that the figures may be affected by departures on relocation.

# PROFILING OBJECTIVES

The profiling exercise was conducted to address a need for up-to-date information on the profile of persons arriving to Italy from Eritrea, Guinea, and Sudan; their international protection needs, and the various reasons propelling them to take the dangerous journey to Italy. While a significant number of assessments and data collection activities have been conducted on Italian sea arrivals, quantitative protection-related information on specific nationalities is more limited.

The overarching aim of the profiling exercise was to establish a more detailed evidence base on the three nationalities' demographic characteristics, socio-economic background, motivations for departure, routes taken, exposure to protection risks along the journey, length of time in transit, and motivations behind decisions on intended countries of destination. This data will be useful in informing protection and response systems in countries of origin, first asylum, transit, and destination.

In 2017, Eritreans, Sudanese, and Guineans featured in the top ten nationalities of arrivals to Italy, each demonstrating different characteristics in their arrival trends, profiles, and specific needs. Unknown reasons for fluctuations in numbers of arrivals and factors influencing decisions to move onward from Italy highlighted the need for a more nuanced understanding of their profiles and experiences.

**Eritreans:** From 2015 to 2017, Italy witnessed an 82 per cent decrease in Eritrean arrivals. Although different reasons have been suggested for the decrease in the number of arrivals,<sup>11</sup> very little evidence is available to provide an explanation for this shift, particularly as Eritreans have a recognition rate of 91 per cent in Europe and, until the end of 2017, access to the relocation programme.<sup>12</sup>

**Guineans:** Since the beginning of 2017, arrivals from Guinea represented one of the three most common nationalities arriving to Italy. However, insufficient information is available about where they come from, why they arrive in such high numbers, what their international protection needs are, and if their movement is more commonly driven for economic reasons.

**Sudanese:** Although 2017 saw a 33 per cent drop in arrivals from the previous year, Sudanese arrivals still made up 5 per cent of those arriving on Italian shores, with very low numbers applying for asylum. Despite the relatively high recognition rates for Sudanese asylum-seekers, they rarely remain in Italy, instead moving on to other countries in Europe.

The profiling exercise is the result of a partnership between UNHCR and Centro Studi di Politica



Internazionale (CeSPI)\*. The Government of Italy facilitated access to reception centres and provided lists of asylum-seekers hosted in reception centres. Reception centre staff were instrumental in facilitating access to asylum seekers and migrants for the interviews. A collaborative analysis workshop was conducted with UNHCR and CeSPI staff on 19 January 2018.

---

\* CeSPI is an independent non-profit think tank established in 1985. It conducts policy-oriented studies and research, consultancies, trainings, and information dissemination activities on key international relations issues

# METHODOLOGY AND LIMITATIONS

The study employed structured individual interviews to better understand the backgrounds and experiences of nationals from Eritrea, Guinea, and Sudan, who had recently arrived in Italy. Previous studies on the movement of refugees and migrants to Italy and other locations in Europe were consulted in the design and the analysis of the findings.

The population interviewed consisted of Eritreans and Guineans who arrived in Italy by sea between October 2016 and December 2017, and Sudanese who arrived between October 2015 and December 2017.\* Although a significant proportion of arrivals from all three nationalities were aged under 18 years, the profiling was designed for and carried out with adults only.

Between October and December 2017, 378 interviews were conducted with Eritreans (290 in Lazio and 88 in Lombardy), 378 interviews were conducted with Guineans (131 in Lazio and 247 in Lombardy), and 165 interviews were conducted with Sudanese (17 in Lazio, 127 in Liguria and 21 in Lombardy).

Participants were selected through a multi-staged cluster sampling.\*\* Data collection was conducted in the Lombardy and Lazio administrative regions, which as of 31 December 2017 hosted 14 per cent and 9 per cent of asylum-seekers in Italy, respectively.<sup>13</sup> Asylum-seekers are randomly assigned to reception centres throughout the Italian territory upon disembarkation. As a result, the focus on these two regions does not affect the representativeness of the sample. The random sample was drawn from the list of people hosted at these reception centres as provided by the Government at the Prefecture level.

One of the main challenges faced during data collection was locating recent Sudanese sea arrivals, as many leave reception centres within a few days of arriving and try to move onward to other countries in Europe. The main location where it was possible to interview Sudanese arrivals was in Ventimiglia, Liguria, where many stay in informal sites before attempting to cross the border into France. Given these challenges, and the lack of a sampling frame, a snowball sampling approach was adopted in these informal sites.\*\*\* By interviewing Sudanese at reception centres in Lazio and Lombardy as well as in Ventimiglia, it was possible to reach a sample size of 165 Sudanese respondents.

---

\* Due to the challenge in identifying recent Sudanese arrivals, as many leave reception centres within days of arrival, the period since arrival to Italy was extended for this specific sample.

\*\* This involved dividing the population into groups (or clusters) based on reception centres in Lombardy and Lazio. Reception centres with more than 10 people of the given nationality were then chosen at random and everyone within the chosen centre meeting the eligibility criteria was approached to participate.

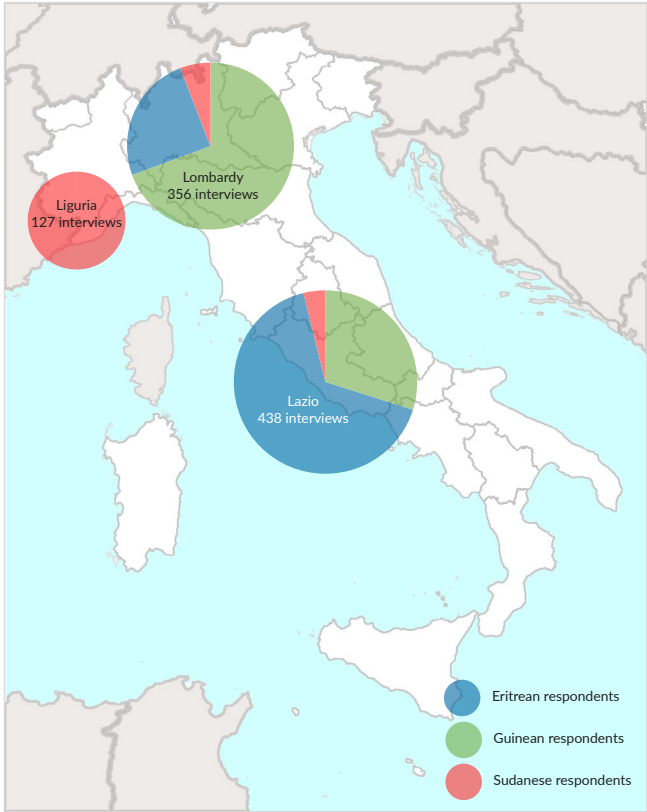
\*\*\* The living conditions in informal sites in Italy are generally worse than in formal reception centres. However, as the focus of the profiling exercise was on the background and experiences of respondents before they arrived in Italy, this is not believed to have had a large impact on the results. However, it is difficult to test this due to the low proportion of Sudanese asylum-seekers in formal reception centres.

**Table 2: Population and sample size by target nationality**

	Eritrean	Guinean	Sudanese
Time period covered	Oct 2016 to Dec 2017	Oct 2016 to Dec 2017	Oct 2015 to Dec 2017
Estimated total population	12,200	14,300	16,000
Planned sample	372	374	364
Sample achieved	378	378	165
Confidence level	95%	95%	95%
Margin of error	5 pts	5 pts	8 pts

**Map 1: Location of profiling interviews**

Most interviews with Eritreans were conducted in temporary reception centres\* (89 per cent) with the rest conducted in first line reception centres.\*\* Approximately half of the interviews with Guineans were conducted in temporary reception centres (53 per cent) and 42 per cent in first-line reception centres, with just 5 per cent conducted in informal sites. Finally, 43 per cent of interviews with Sudanese respondents were conducted in informal sites, while 39 per cent were conducted in a reception facility in Ventimiglia, and the rest were either in temporary or first line reception centres.



The data collection was conducted in the last few of months 2017, which coincided with the final months of registration for the relocation mechanism.<sup>14</sup> During this period, there was an influx of Eritreans from other regions in Italy to Lazio ahead of being transferred to other countries in Europe. Some 84 per cent of Eritrean respondents in the sample were approved and awaiting relocation at the time of the profiling exercise. Given that all Eritrean asylum-seekers arriving in Italy between 24 March 2015 and 26 September 2017 were eligible to apply for the relocation mechanism, this should not affect the representativeness of the sample.

The sample size allows for the estimation of significant results at a 95 per cent confidence level with a five-point margin of error for the Eritrean and Guinean arrivals. The confidence level for the Sudanese

\* Centres for Accommodation of Asylum Seekers (CARA) managed by the Ministry of Interior  
 \*\* Temporary Reception Centres (CAS) are privately run and were originally designed as a temporary measure to respond to emergency situations.

arrivals is less, allowing for an estimation of significant results at a 95 per cent confidence interval with an eight-point margin of error.

The interviews were conducted by a team of 12 interviewers. Interviews with Eritreans were conducted in Tigrinya or Arabic; interviews with Sudanese in Arabic; and those with Guineans either in French or one of several local languages spoken by the Guinean interviewers including Fula, Malinke, and Susu. The interviewers were hired and trained by CeSPI—who coordinated the data collection—with the support of UNHCR.

As with all self-reported information, there is the potential of respondent bias in the answers given. This was mitigated by ensuring that all information collected was strictly anonymous. Respondents were informed before starting the interview that it was anonymous, and that the answers they provide would have no impact on their asylum request or assistance received. Furthermore, conducting the data collection through CeSPI—an independent research organisation—provided greater neutrality and independence from UNHCR as the latter’s mandate can raise expectations among respondents.

The names of towns and cities passed on the route provided by respondents are based on those names that they were aware of at the time and that they recalled during the interview.

***It is important to note that the profiling exercise is not a refugee status determination process. The results should not be considered as indicative of whether or not an individual of any nationality group would qualify for refugee status.***

The names attributed to photos included in the report have been changed.

# ERITREANS

Despite a significant decrease in arrivals since 2015, a relatively high rate of females among Eritreans arrived to Italy in 2017 compared with other nationalities—a trend that was also common in previous years. This is likely due to the fact that women, like men, are subject to mandatory conscription, which is the most commonly cited reason for leaving Eritrea. Many spent time in refugee camps in Ethiopia and Sudan before moving onward to Libya and then crossing the Mediterranean Sea to Italy. According to the findings of this profiling exercise, Eritreans are typically well-informed about the risks on the route, and many have family already living in Europe.

## Background and Demographic Profile <sup>15</sup>

As of 2016, the total number of Eritrean refugees and asylum-seekers globally had reached over half a million,<sup>16</sup> equivalent to about 10 per cent of the population of the country,<sup>17</sup> with Ethiopia, Sudan and Germany as the top three countries of asylum.<sup>18</sup> However, the past three years have seen a progressive decrease in the number of Eritreans reaching Italian shores, both in absolute numbers and as a proportion of sea arrivals. In 2017, 7,052 Eritreans arrived in Italy by sea (6 per cent of total arrivals), down 66 per cent from 2016 and 82 per cent from 2015. Based on Government data, 80 per cent of Eritrean sea arrivals in Italy were adults (24 per cent female; 76 per cent male) and 20 per cent were children. Eritrean arrivals were notable for the relatively high proportion of women and children compared to other nationalities.

Figure 2: Gender of Eritrean arrivals <sup>23</sup>

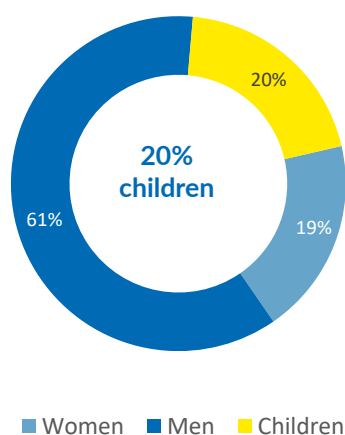
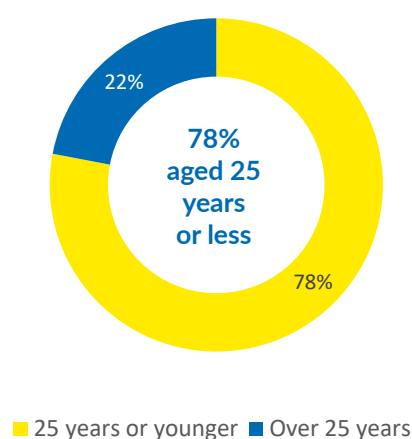
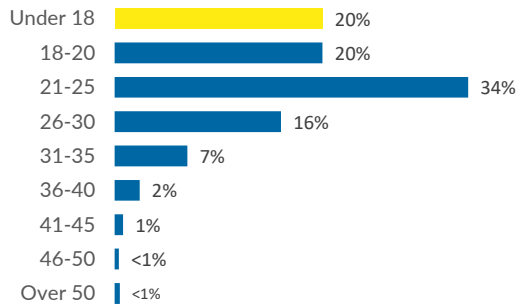


Figure 3: Age of Eritrean arrivals <sup>\*</sup>

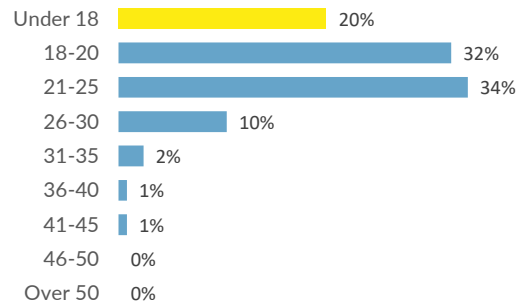


\* Based on a combination of Government figures for the percentage of minors and the profiling findings for the breakdown of adult ages.

**Figure 4: Age of male Eritrean arrivals \***



**Figure 5: Age of female Eritrean arrivals \***

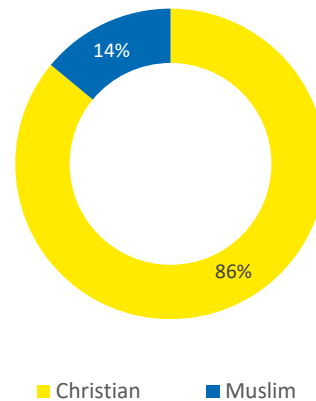


An estimated 78 per cent of Eritrean arrivals were aged 25 years or younger (86 per cent females; 74 per cent males).<sup>\*</sup> According to this profiling exercise, the average age at the time of departure from Eritrea was 21 years, with 26 per cent departing before turning 18 years.

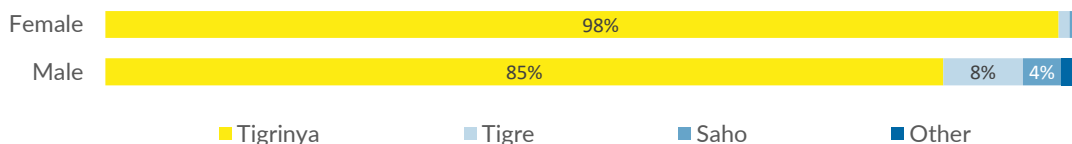
Of the Eritreans interviewed as part of the profiling exercise, 23 per cent were female and 77 per cent were male, representing a gender distribution similar to the overall Eritrean arrivals. Military conscription, which also applies to women and was the most commonly cited reason for leaving Eritrea, may be a factor in the relatively high number of female arrivals in comparison to other nationalities. Seventy-six per cent of female Eritrean respondents cited military conscription as the reason for leaving Eritrea.

Most Eritreans profiled claimed to be ethnic Tigrinya (80 per cent -- 98 per cent females; 85 per cent males), Christian (85 per cent--92 per cent females; 84 per cent males), and to originate from the southern regions of Debub and Gash Barka or the central region of Maekel in Eritrea. Meanwhile, 20 per cent claimed to be from the Tigre ethnic group, 14 per cent identified as Muslim (7 per cent females; 16 per cent males) and only 10 per cent came from the northern regions of Semienawi Keih Bahri, Anseba, and the southern Red Sea region of Debubawi Keih Bahri combined. Nearly half of Eritreans profiled claimed to be married, engaged, or had a long-term partner, while 51 per cent were single. Females were more likely to be married (44 per cent) compared with their male counterparts (31 per cent). Despite this, only 10 per cent were

**Figure 6: Religion of Eritrean arrivals**

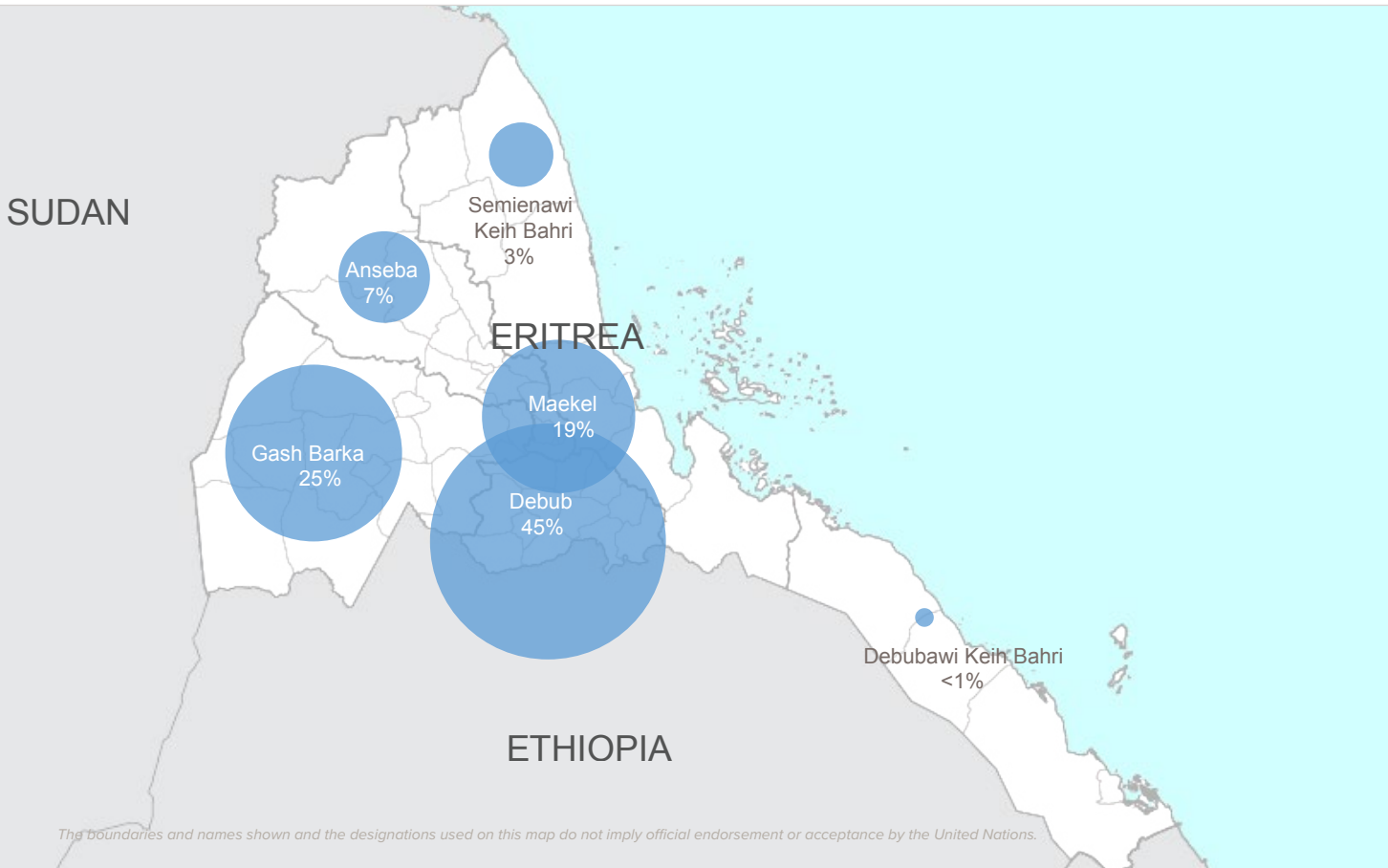


**Figure 7: Ethnicity of Eritrean arrivals**



\* Based on a combination of Government figures for the percentage of minors and the profiling findings for the breakdown of adult ages.

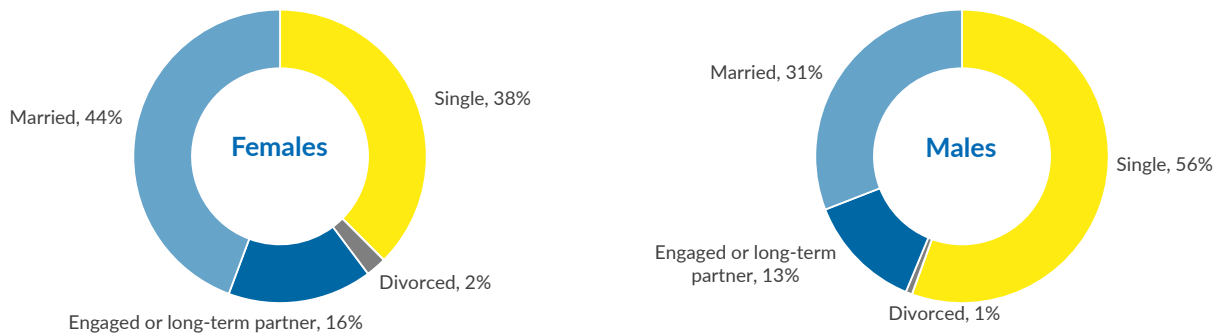
**Map 2: Eritrean arrivals by region of origin**



traveling with a partner. While 41 per cent of those with a partner reported that their partner was still in Eritrea, 10 per cent reported that their partner was in Europe; 17 per cent were in Sudan; 7 per cent in Ethiopia; and 4 per cent in Israel. Male arrivals were more likely to have partners in Eritrea (56 per cent) compared to female arrivals (6 per cent), who were more likely to have a partner elsewhere in Europe (23 per cent) or in Sudan (13 per cent).

Some 24 per cent of Eritrean respondents have children. Over half of those with children (54 per cent) mentioned that their children were in Eritrea at the time of the profiling exercise; 18 per cent had their


**Figures 8 and 9: Marital status of Eritrean arrivals**



**8½ in 10** female Eritrean arrivals have immediate family in Europe



**6 in 10** male Eritrean arrivals have immediate family in Europe

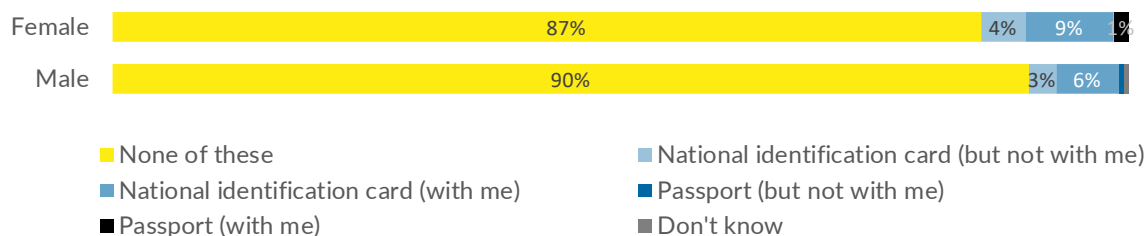


children with them; while 9 per cent stated they were elsewhere in Italy, 7 per cent were in Sudan and 7 per cent were in Ethiopia.

Sixty-nine per cent of Eritreans (64 per cent of males and 85 per cent of females) reported that they had family members\* already living in Europe, with 57 per cent having one or more siblings in another European country and 7 per cent (13 per cent of female arrivals and five per cent of males) having one or both parents in Europe. Based on follow-up discussions with interviewers, the main countries where Eritrean arrivals had family were Germany, the Netherlands, Norway, and Sweden.

Eighty-nine per cent stated that they did not have any form of national identification documents from Eritrea (87 per cent of females and 90 per cent of males) either in their possession or elsewhere. Only 9 per cent of females and 6 per cent of males had a national identification card in their possession, while a smaller proportion had an identification card but not with them in Italy.

**Figure 10: Identification documents of Eritrean arrivals**



### Education and Occupation background

The majority of Eritreans completed primary school before leaving Eritrea (94 per cent males; 95 per cent females) with 43 per cent having completed some form of post-primary education (41 per cent male; 50 per cent female) and only 1 per cent having completed tertiary education.

Before embarking on the journey to Europe, over a third of arrivals (39 per cent) were unemployed (38 per cent of males; 43 per cent of females) and 20 per cent were studying (18 per cent of males; 28 per cent of females). The most frequently cited types of work for both men and women were as daily labourers, salaried positions, and self-employment. The most common sector of occupation, cited by 40 per cent of Eritreans who had been employed, was in the armed forces/police/military (42 per cent for males; 35 per cent for females). Given the diverse range of sectors that military conscripts work in, some of the other occupations mentioned may also fall under national/military service although not directly linked with traditional military functions.

\* This included siblings, parents, adult children, and other relatives.



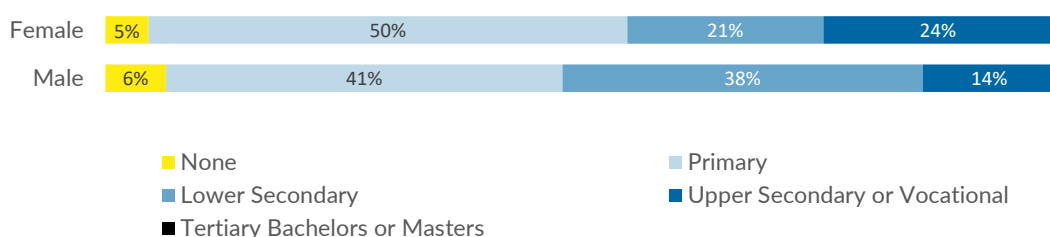


An Eritrean refugee mother and child visit the Refuge Egypt medical clinic for baby wellness checkups in Cairo, Egypt. Photo by: UNHCR/ Scott Nelson

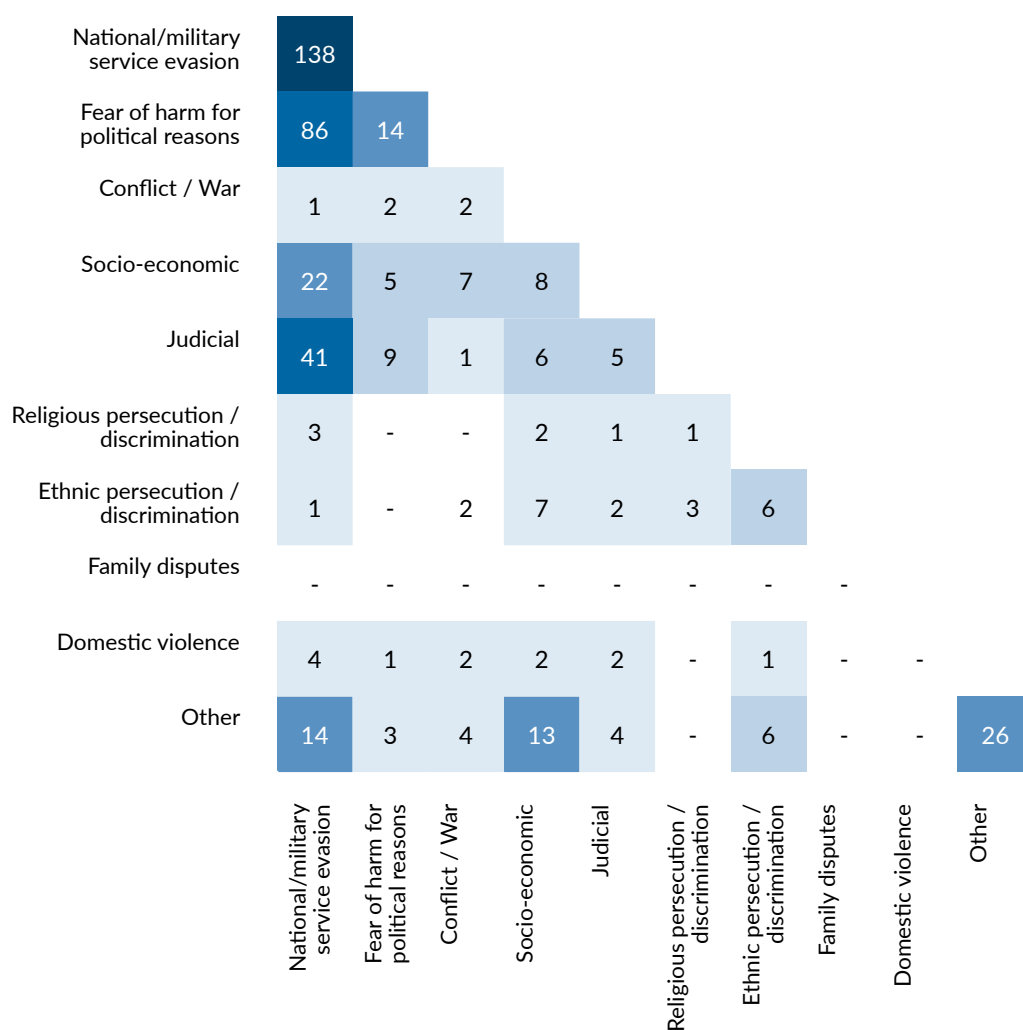
### Motivations for departure

Seventy-six per cent of Eritreans (both male and female) reported that evading/deserting military service was one of their main reasons for leaving Eritrea, with half of them citing it as the only reason for leaving. Further, 30 per cent of those who stated that they left to evade/desert military service also mentioned that they left due to fear of harm for political reasons and 13 per cent also indicated fear of prosecution or imprisonment, which may be linked to harsh penalties for military evasion/desertion.

Figure 11: Pre-departure education of Eritrean arrivals



**Figure 12: Multiple reasons given for leaving Eritrea by respondents \***



\* Respondents could state one or more reasons for leaving and this cross-tabulation highlights the linkages between these reasons for leaving. For example, six respondents reported solely ethnic persecution / discrimination, while another seven reported this in conjunction with domestic violence or other reasons for leaving. As respondents could state more than two reasons, apart from the single answer responses (shown on the chart with the cells linked to the same reason on the x and y axis), the numbers may overlap.

For those who did not cite military service evasion/desertion, reasons for leaving Eritrea included fear of harm for political reasons (5 per cent), persecution on the basis of ethnicity (5 per cent), fear of prosecution or imprisonment (3 per cent), and conflict or war (3 per cent). Only two respondents mentioned that they left Eritrea to pursue family reunification. While it was normally not the only reason for leaving Eritrea, family reunification was one of the main factors in deciding a destination. Finally, 9 per cent of Eritreans referred to socio-economic reasons as the only motivation for leaving; this included better access to food, accommodation, education, and job opportunities.

### The Route

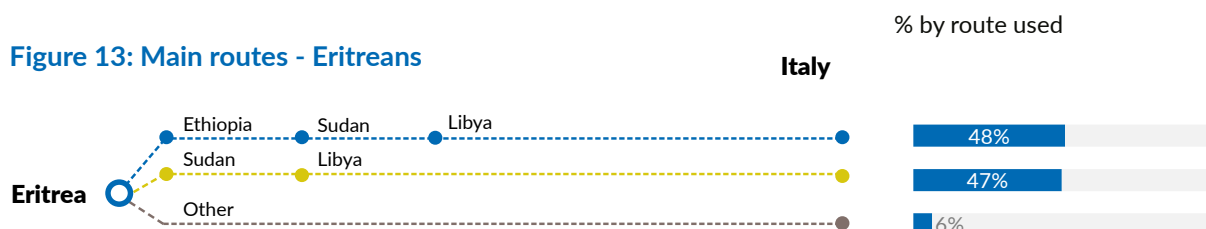
The most common route taken by Eritrean arrivals was by crossing to Ethiopia and from there to Sudan, Libya and across the Mediterranean Sea to Italy (48 per cent). The second major route (47 per cent) was from Eritrea directly to Sudan, then following a similar path across the Mediterranean to Italy. Other routes

*“My husband escaped from Eritrea, because of that the local police arrested me. After some time I was lucky enough to be able to escape”*

24-year-old woman from Eritrea

included travel from Sudan to Egypt and then Libya, or directly to Italy from Egypt; while others traveled from Ethiopia on a variety of different routes including via Djibouti, or Chad. Notably, a small number had spent time in Israel before making their way to Italy through the Central Mediterranean route.

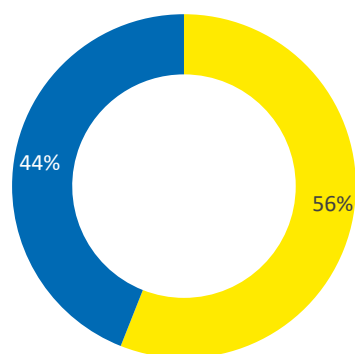
**Figure 13: Main routes - Eritreans**



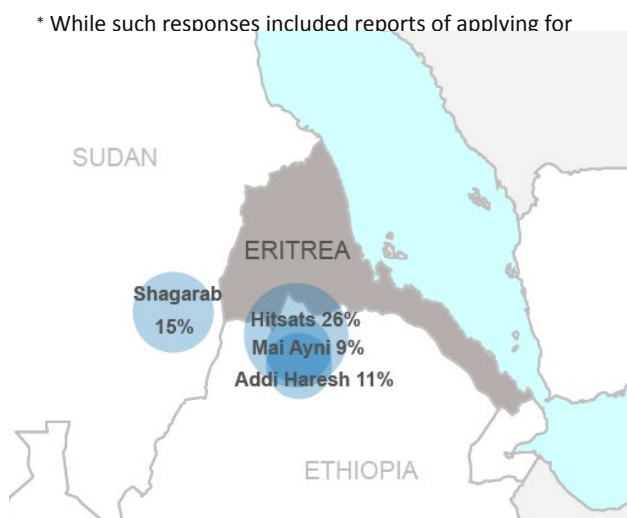
Fifty-six per cent of Eritrean arrivals previously stayed in refugee camps in Ethiopia and/or Sudan before moving on, most commonly in Hitsats (26 per cent), Adihahesh (11 per cent), Mai Ayni (9 per cent) in Ethiopia; and Shagarab in Sudan (15 per cent). Others stated that they had stayed in urban centres around cities such as Khartoum and Addis Abba. The main reasons given for leaving the camps included lack of services (82 per cent) —including sufficient food, healthcare and education—and no change in their situation since arriving (63 per cent). Eritreans who had stayed in refugee camps were more than twice as likely to have sought international protection\* somewhere along the route before arriving in Italy (54 per cent).

Roughly 34 per cent of Eritreans reported that they had either sought international protection or tried but were not able to before departing for Italy, mostly in Ethiopia (76 per cent) and Sudan (18 per cent). Although most Eritrean applicants for international protection are recognised as refugees in Ethiopia following an individual refugee status determination (RSD) process carried out by UNHCR under its mandate, half of those who reported having applied for asylum stated that they did not know the outcome of their case and 21 per cent had pending cases when they left. Some cited that they had intended to apply for asylum but faced challenges, including lack of information on the process and difficulty in

**Figure 14: Stayed in refugee camps on the route** **Map 3: Refugee camps where Eritreans stayed**



■ Stayed in refugee camp  
■ Did not stay in a refugee camp

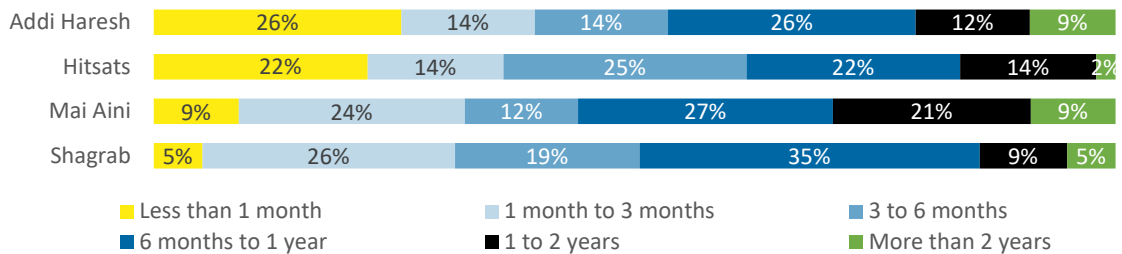


asylum, a number of respondents were not clear on the distinction between registration with UNHCR, asylum claims, re-settlement, or registering as a resident in a camp. Regardless of the process, the information gathered clearly indicates the intention to seek international protection in some form.

Figure 15: Reasons given for leaving refugee camps



Figure 16: Duration of stays in refugee camps (Eritrean respondents)



accessing staff involved in the asylum process, as well as allegations of corruption.\*

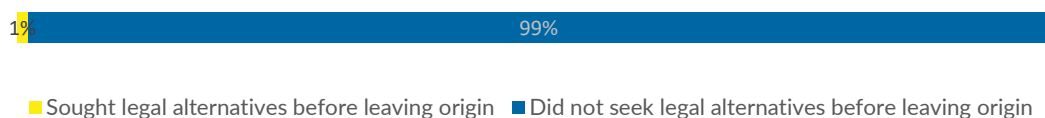
Interestingly, in 2017, 63 per cent of new arrivals to camps in eastern Sudan, of which 97 per cent were Eritreans, moved onward during their first two months before the registration and RSD processes were completed, citing lack of education and livelihood prospects there.<sup>19</sup>

Some 83 per cent of Eritrean respondents specifically mentioned that they traveled through Khartoum in Sudan and 8 per cent reported going through the smuggling hub known as Hajar near Khartoum, which serves as a final assembling point before the trip across the desert.<sup>20</sup> From Khartoum, Eritreans, together with other refugees and migrants, cross the desert in dangerous transportation arrangements and often with limited food and water.<sup>21</sup> Once in northern Sudan, they are handed over to Libyan smugglers to

Figure 17: Seeking asylum/resettlement before arriving in Italy - Eritreans

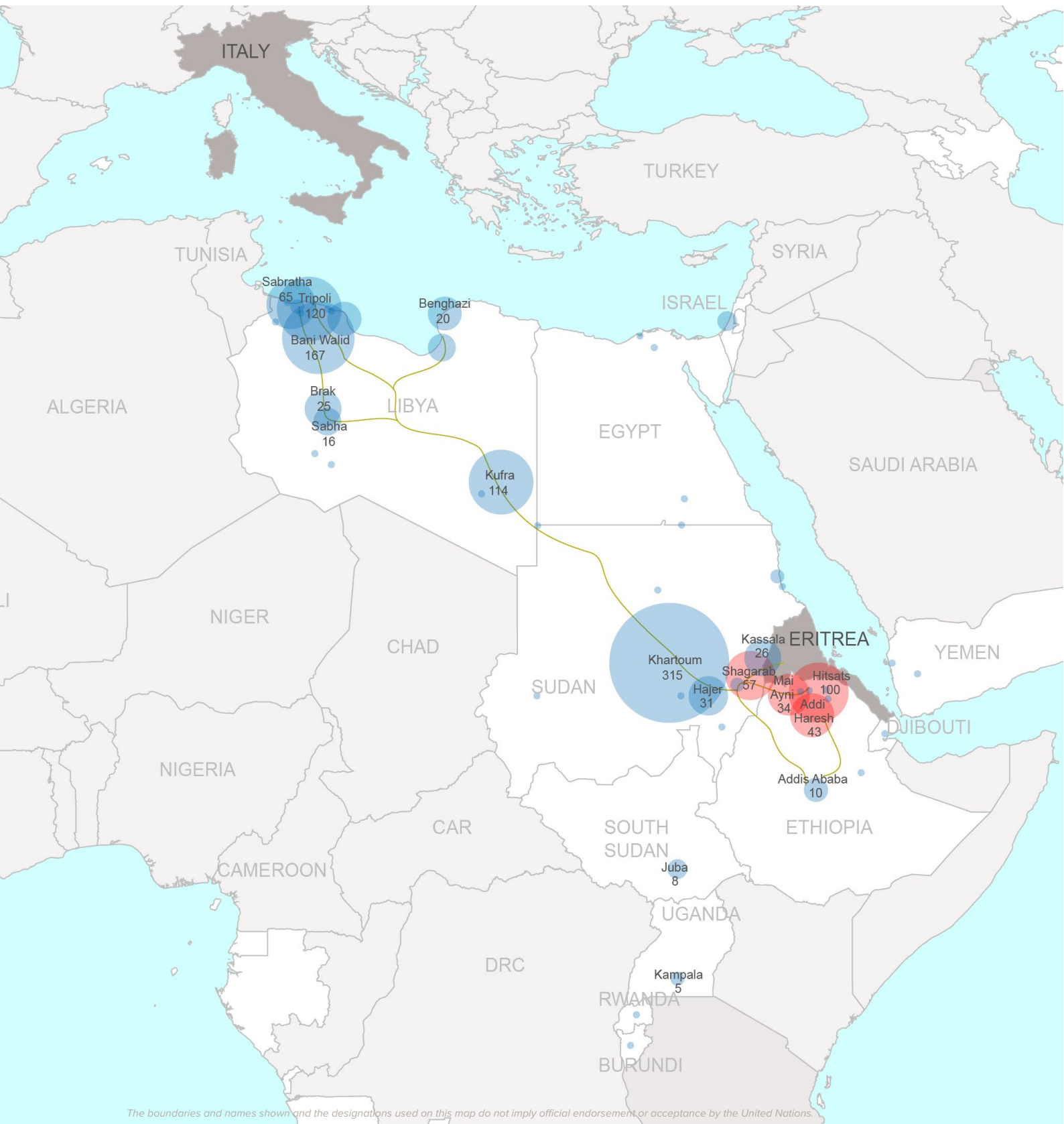


Figure 18: Seeking other legal alternatives to journey before embarking - Eritreans



\* Whenever substantive allegations of possible misconduct are made against UNHCR staff, these allegations are referred to the UNHCR Inspector General's Office (IGO) for assessment. See: <http://www.unhcr.org/inspector-generals-office.html>

Map 4: Specific transit cities, towns and refugee camps mentioned by Eritreans\*



\* The information on respondents passing through certain towns and cities is based on the results of the profiling exercise. The routes in yellow show approximate linkages between key transit cities and towns.

## ERITREA TO ISRAEL TO ITALY

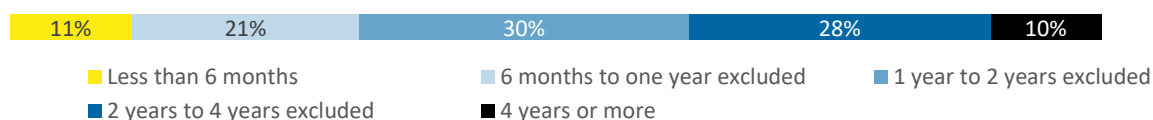
Since 2013, the route followed by many Eritreans through Sudan and Egypt into Israel has been effectively closed.<sup>24</sup> Some refugees who took this route previously have arrived in Italy after reportedly having agreed to be relocated to Rwanda or Uganda as no options for dignified stay in Israel were accessible.<sup>25</sup> Of the 378 people interviewed, seven Eritreans reported that they had lived in Israel for two years or longer (1.9 per cent of Eritrean arrivals). All were men aged between 23 and 30 years at the time of the interview, and had reportedly left Eritrea to avoid military service. The main reasons respondents provided for leaving Israel included lack of access to documentation and fear of imprisonment for irregular stay. Of the seven Eritreans who mentioned staying in Israel, five went from Israel to Uganda, one went to Rwanda and then on to Uganda, and the last went back to Eritrea. From Uganda, they travelled to South Sudan and on to Sudan, Libya, and Italy. The journey many took through the Sinai to Israel was reported to be dangerous, involving many risks.<sup>26</sup> Two Eritreans who travelled this route several years ago recalled the high number of deaths they witnessed on that route with one recounting, “when I was in the Sinai, I saw so many people shot dead and tied up with chains,” and another, “there were many deaths in the Egypt and the Sinai region.”

continue their journey across the Sahara Desert to Libya.<sup>22</sup> In Libya, refugees and migrants coming from Sudan normally pass through the town of Kufra, with 44 per cent of arrivals then transiting through Bani Walid, 32 per cent through Tripoli, and 17 per cent transiting through Sabratha.

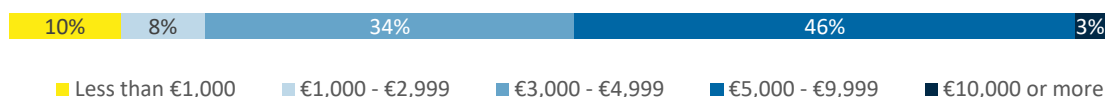
The two main routes taken by Eritreans are especially dangerous. In Sudan, they face a variety of dangers, including kidnapping by bandits, traffickers, or smugglers for the purpose of ransom payments, and abuse such as sexual and gender-based violence. Several Eritrean respondents also noted that they were held hostage by smugglers and gangs in Libya for ransom amounting to several thousand Euros. Some explained that they felt they were especially targeted and at higher risk of being held for ransom because Eritreans are known to have strong networks of friends and family that can pool together resources to secure their release.

For 50 per cent of Eritreans, the journey to Italy took more than a year and seven months; only 11 per cent made the journey in less than six months. On average, people spent roughly 4,900 Euros on the journey, with little variation in the cost on the basis of the length of the journey. Forty-four per cent stated that they

**Figure 19: Duration of journey - Eritreans**



**Figure 20: Total cost of journey - Eritreans**



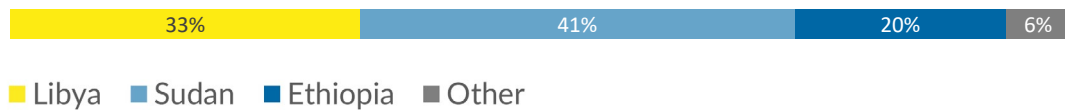
*“I stayed for nearly two years [in Mai Ayni camp]. I kept trying to speak with someone from the United Nations but I never managed to. We lived in terrible conditions and didn’t have enough food, so I left the camp and tried my luck to travel to Europe”*

24-year-old Eritrean man

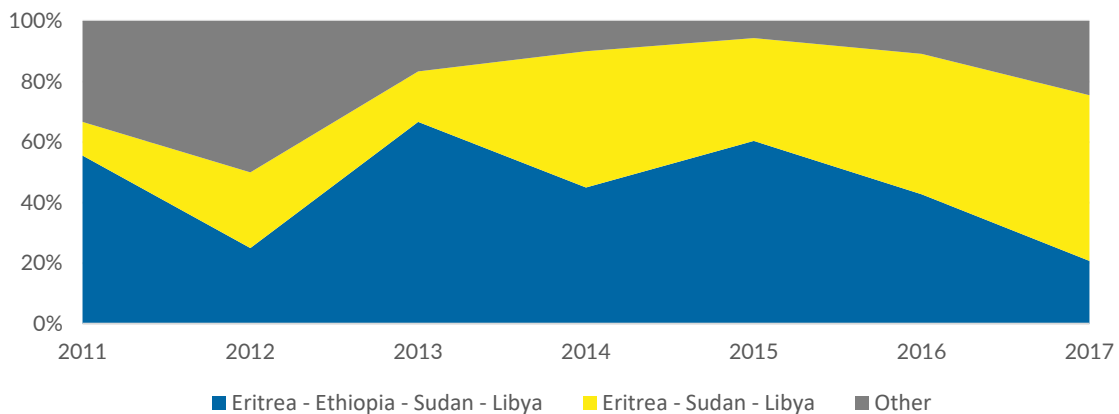
stayed in at least one place along the way for more than six months, mostly in Sudan and Libya (in Bani Walid, Tripoli, and Sabratha). The main reasons provided for staying longer periods of time being that they were held against their will or waiting for money to be sent in order to finance the next leg of their journey. Most Eritreans did not work during these periods.

When asked about their intended destination at the time of their departure from Eritrea, 65 per cent stated that their intention was to go to Europe. The top three countries of intended destination cited were Germany (20 per cent), Sweden (9 per cent), and the Netherlands (8 per cent). Those stating Italy as a final destination were less than 1 per cent. The most frequently cited reason for choosing these countries was family reunification, followed by economic opportunities, education, family or diaspora presence at the

**Figure 21: Countries of extended stays (more than 6 months) - Eritreans**



**Figure 22: Routes from Eritrea by year of departure**



## INFORMATION ON THE JOURNEY

The majority of Eritreans (73 per cent) mentioned that they had accessed information about the route and the associated risks before departure. The most frequently cited source of information was friends in Eritrea (64 per cent), who were able to provide first and second-hand information based on their experience or information they had obtained from others. Many Eritreans accessed information through several modes of communication, with three-quarters accessing it over the phone and 53 per cent receiving information from people they met face-to-face. Based on the information received, 7 per cent of Eritreans decided to change their route in order to avoid certain areas that were viewed as particularly risky, especially in Libya. Only 24 per cent of Eritreans mentioned that they had a phone with them during the journey.

Since arriving in Italy, 71 per cent of Eritreans mentioned that they had shared information about the route and the risks involved with their friends and family, with 97 per cent stating that this information was communicated over the phone and very few using internet or social media.

Figure 23: Accessed information - Eritreans

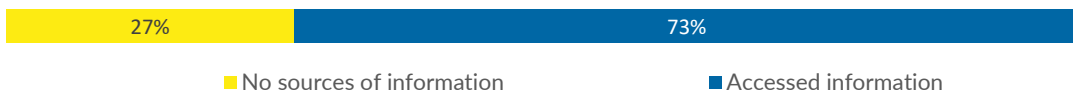


Figure 24: Mode of accessing information - Eritreans

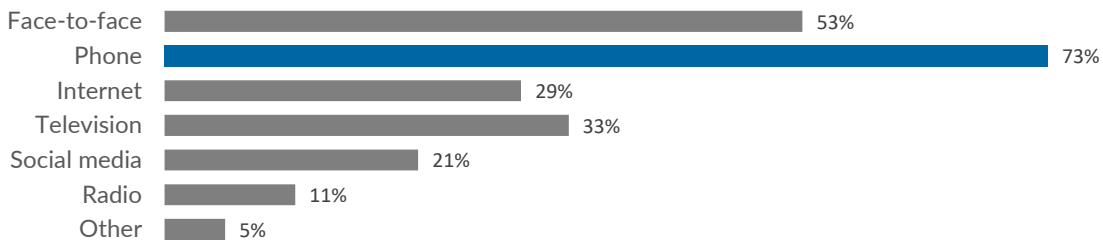


Figure 25: Source of information - Eritreans

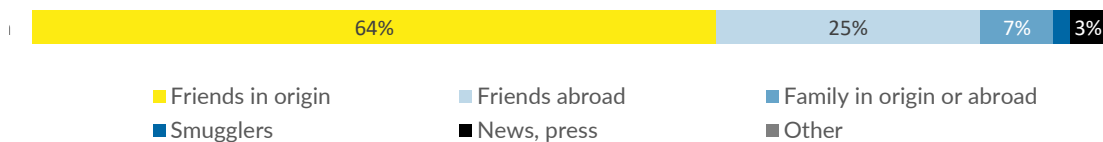
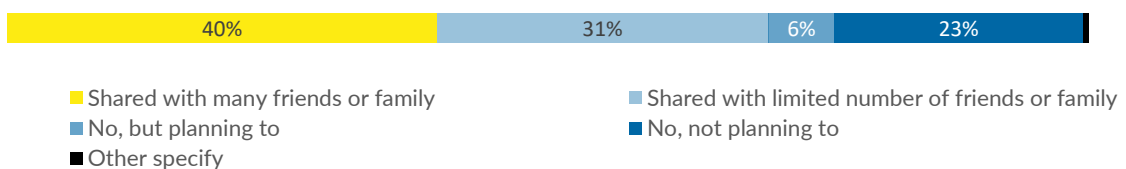


Figure 26: Shared information about the route - Eritreans







*Bakita Petro Gebriel, 20, from Eritrea has been in Shimleba refugee camp for two years. Bakita fled her country to escape the forced military recruitment. The father of her child has been resettled in the US but because they are not officially married she is unable to join him. Bakita has no family in the camp. Photo by: F. Courbet*

**Figure 27: Phone ownership on the route - Eritreans**



destination, and access to asylum.

Twenty per cent mentioned that they did not have a specific destination in mind when leaving Eritrea, and 7 per cent stated that their only intention was to go somewhere safe. The decision to then travel to Italy can often include lack of economic prospects where they were, unstable protection or political environments, or the desire to reunite with family already in Europe.

Figure 28: Intended destination at departure and at present- Eritreans

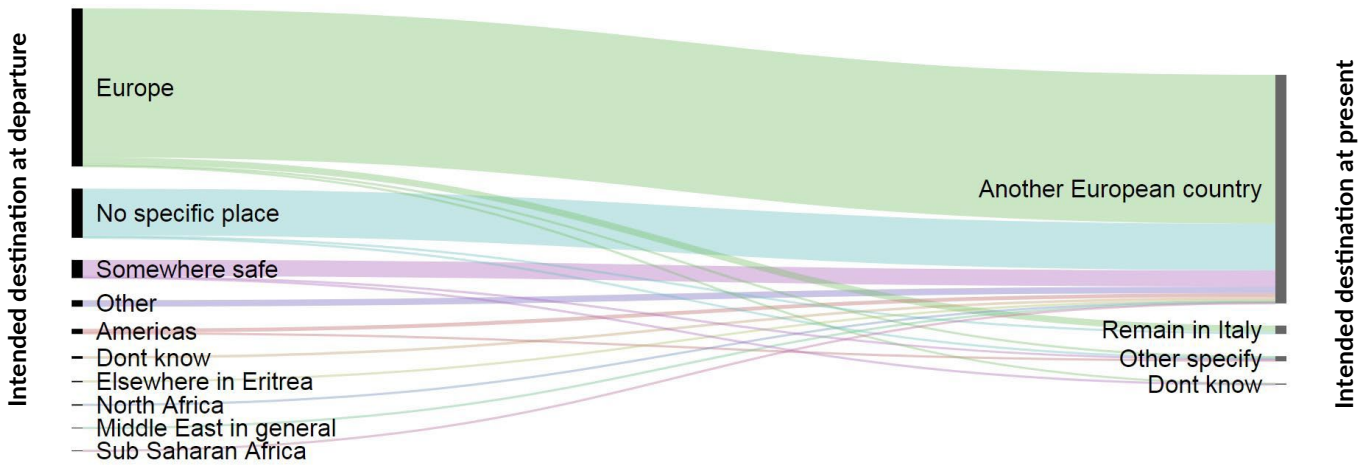


Figure 29: Reasons for intended destination at departure - Eritreans

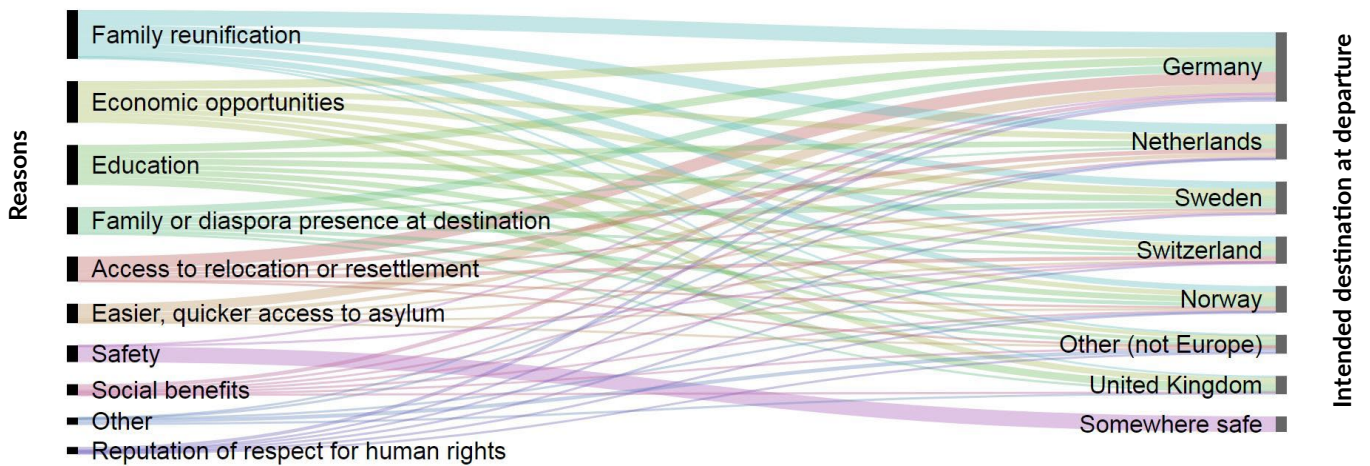
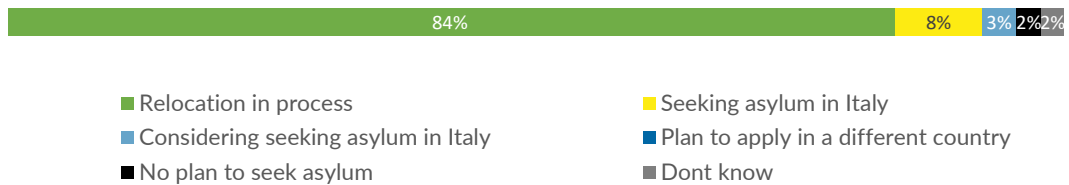


Figure 30: Current plans to seek asylum - Eritreans



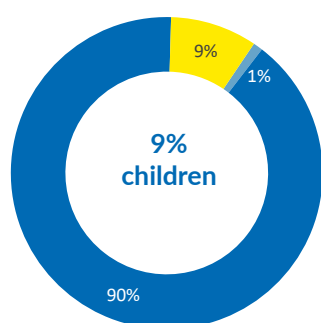
# SUDANESE

Most Sudanese arriving in Italy claimed to originate from the conflict affected region of Darfur and that this conflict was their reason for departure. As such, Sudanese asylum-seekers have relatively high protection rates in Italy; however, many try to move onward to other European countries, particularly to France and the United Kingdom. The reasons given for trying to reach these countries specifically often related to knowledge of the language or educational opportunities.

## Background and Demographic Profile <sup>27</sup>

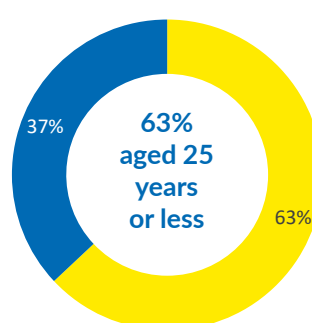
In 2017, the total number of Sudanese refugees and asylum-seekers globally was 697,528,<sup>28</sup> with the top three countries of asylum for Sudanese asylum-seekers being Chad, South Sudan, and Ethiopia.<sup>29</sup> According to figures of the UN Office for the Coordination of Humanitarian Affairs (OCHA), 2.3 million people are internally displaced in government-controlled conflict-affected areas of Sudan. This includes 1.6 million people living in camps in Darfur, and approximately 0.2 million displaced persons in South Kordofan and Blue Nile. A further 0.5 million displaced people are living in host communities in Darfur. Sixty per cent of internally displaced persons in Sudanese camps are under the age of 18 years.<sup>30</sup>

Figure 31: Gender of Sudanese arrivals<sup>34</sup>



■ Women ■ Men ■ Children

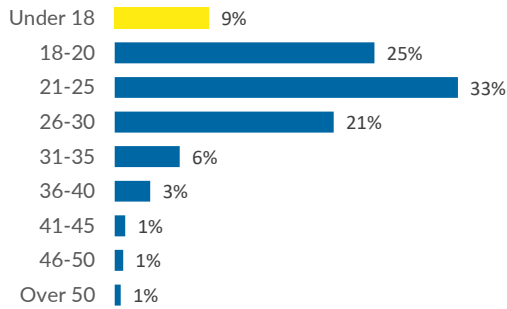
Figure 32: Age of Sudanese arrivals



■ 25 years or younger ■ Over 25 years

In 2017, 6,221 Sudanese arrived on Italian shores, representing 5 per cent of all sea arrivals in Italy, which represents a 33 per cent drop in arrivals from 2016. Compared to the other two nationalities arriving by sea included in this exercise, the rate at which Sudanese arrivals move onward to other countries in Europe is particularly high. While 6,200 Sudanese arrived by sea in 2017, only 240 Sudanese (i.e. under 4 per cent) applied for asylum in Italy that year. In comparison, of the 9,300 asylum applications lodged by Sudanese

**Figure 33: Age of Sudanese arrivals**



in the European Union, 50 per cent were in France, 20 per cent in the United Kingdom, and 16 per cent in Germany.<sup>31</sup>

According to data from the Government of Italy, 91 per cent of Sudanese arrivals in 2017 were adults (98.5 per cent were male and only 1.5 per cent were female).<sup>\*</sup> The gender distribution of individuals interviewed as part of the profiling exercise reflects this breakdown, with 161 male (98 per cent) and only four female (2 per cent) respondents.

A majority of the Sudanese arrivals to Italy

were aged 25 years or younger (63 per cent).<sup>\*</sup> Only 3 per cent of Sudanese were over 40 years old.<sup>\*</sup> Of the Sudanese interviewed for this profiling exercise, the average age of arrivals at the time of their departure from Sudan was 20 years, with 26 per cent departing before turning 18 years.

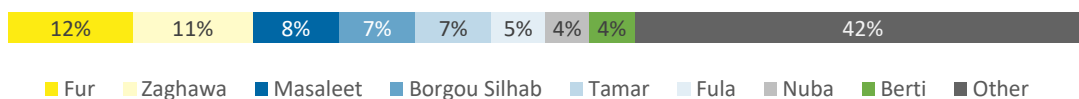
Sudanese arrivals identified themselves as coming from a diverse range of ethnic groups, including Fur (12 per cent), Zaghawa (11 per cent), Masaleet (8 per cent), Tamar (7 per cent), Borgou Silhab (7 per cent), Fula (5 per cent).<sup>\*\*</sup> Sudanese arrivals were nearly all Muslim (98 per cent). The small percentage that were not, identified as Christian or animist.

More than two-thirds of Sudanese arrivals claimed to originate from the Darfur region of Sudan (70 per cent). Of all Sudanese interviewed, 28 per cent claimed to originate from West Darfur, 24 per cent from North Darfur, 12 per cent from South Darfur, 4 per cent from Central Darfur, and 2 per cent from East Darfur. For the 30 per cent who stated to have come from elsewhere in Sudan, 7 per cent came from Khartoum, while some came from the conflict-affected states of South Kordofan (7 per cent), White Nile (3 per cent), and Blue Nile (2 per cent).

Nearly two-thirds of Sudanese arrivals claimed to be single, 25 per cent to be married, and 12 per cent to be engaged. In 82 per cent of cases in which the respondent had a partner, the partner was in Sudan at the time of the interview. Three of the four Sudanese females interviewed were with their partner at the time of the interview. Only 17 per cent had children. For two out of three Sudanese respondents with children, their children were still in Sudan.

One third of Sudanese arrivals have family currently residing in Europe (mainly in the United Kingdom or France). In approximately half of these cases, the relatives were siblings.

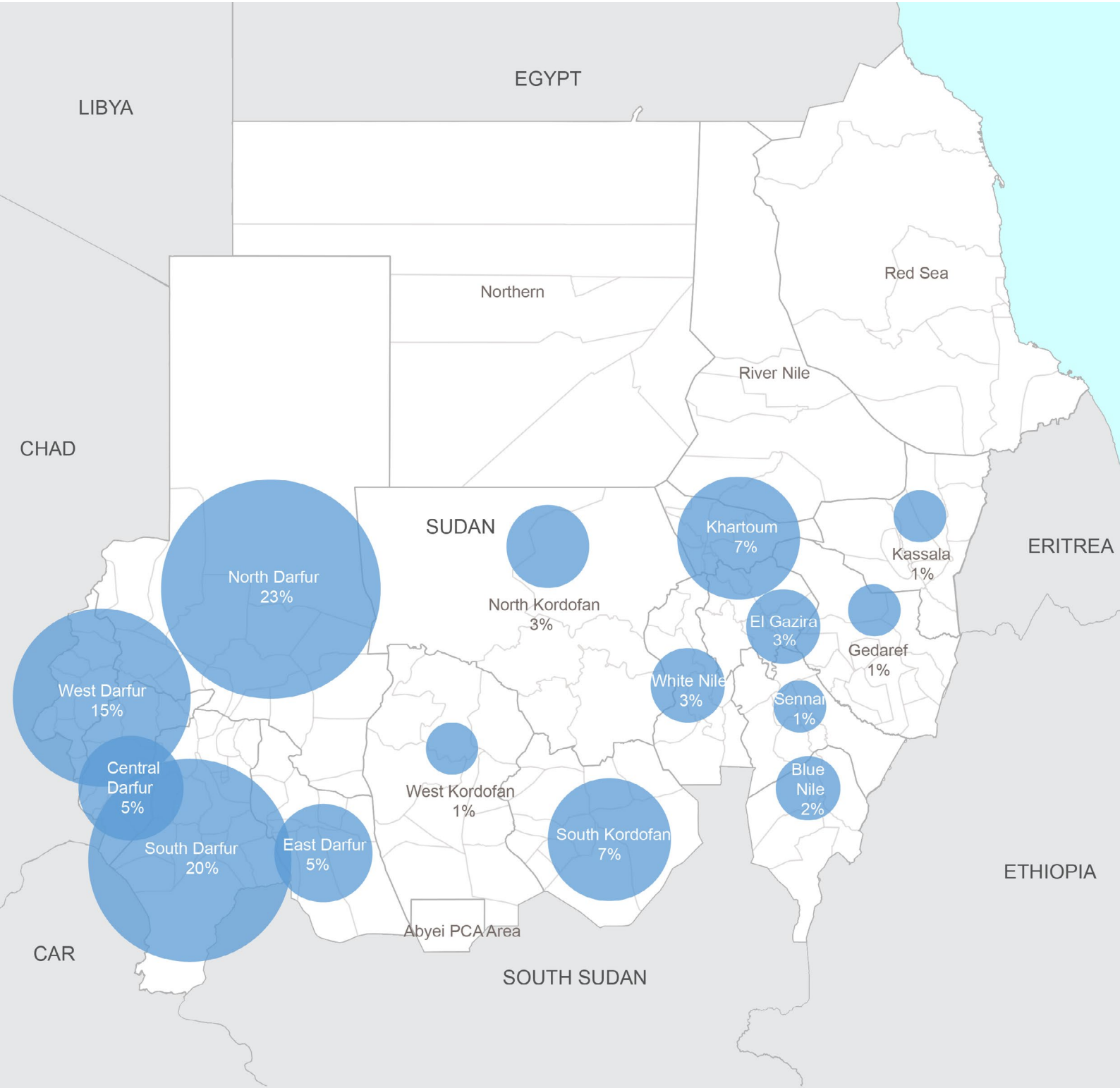
**Figure 34: Ethnicity of Sudanese arrivals**



<sup>\*</sup> Based on a combination of Government figures for the percentage of minors and the profiling findings for the breakdown of adult ages.

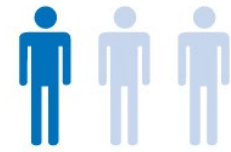
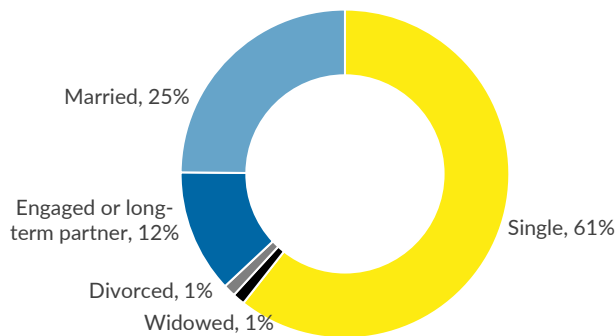
<sup>\*\*</sup> Other ethnicities cited constituting five or less cases each include Berti, Nuba, Arab, Houara, Aringa, Baggara, Beni Hussein, Daju, Dinka, Erenqa, Gimma, Gowamma, Hasania, Hausa, Hawawir, Manasir, Mararit, Masalit, Mima, North Rizeigat, Rufaa, South Rizeigat, Taesha, Tamar and Tunjur.

Map 5: Sudanese arrivals by region of origin



The boundaries and names shown and the designations used on this map do not imply official endorsement or acceptance by the United Nations.

**Figure 35: Marital status of Sudanese arrivals**



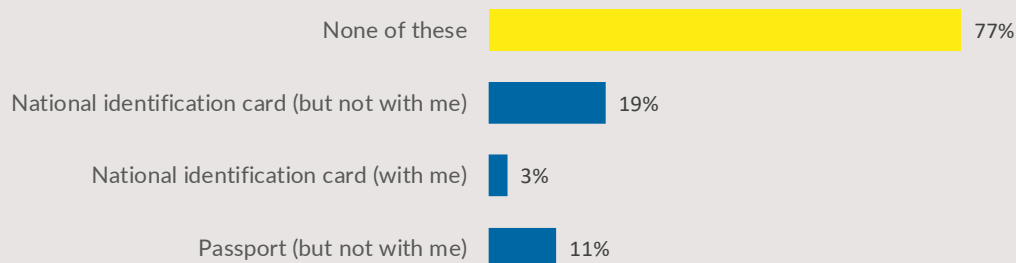
**1 in 3**

**Sudanese arrivals have immediate family in Europe**

### IDENTIFICATION DOCUMENTS

Seventy-seven per cent of Sudanese arrivals reported that they did not have a national identification card or passport from Sudan either with them or elsewhere. Nineteen per cent stated that they had a national identification card but did not have it in their possession at the time of the interview and 11 per cent had a passport but not with them. Only 3 per cent had a national identification card from Sudan and still had it in their possession. The low civil documentation rate is reported to be especially common for people who have been displaced by conflict in the country.<sup>35</sup>

**Figure 36: Identification documents of Sudanese arrivals**

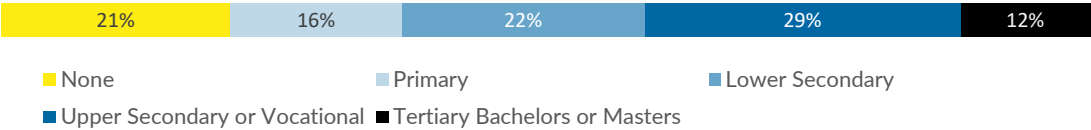


### Education and Occupation backgrounds

Some 21 per cent of Sudanese had either not received any formal education or had not completed primary school. However, the majority had completed some form of post-primary education (63 per cent) including 12 per cent that had completed tertiary education.

Before embarking on the journey to Europe, 53 per cent of Sudanese respondents were working as daily labourers, 14 per cent were employed in salaried positions, 13 per cent were unemployed, and 12 per cent were self-employed. Of those who were working, the most common sectors of occupation were agriculture/forestry/fishing/mining (31 per cent), followed by construction (15 per cent), and small-scale trade (9 per cent).

**Figure 37: Pre-departure education of Sudanese arrivals**



**Motivations for departure**

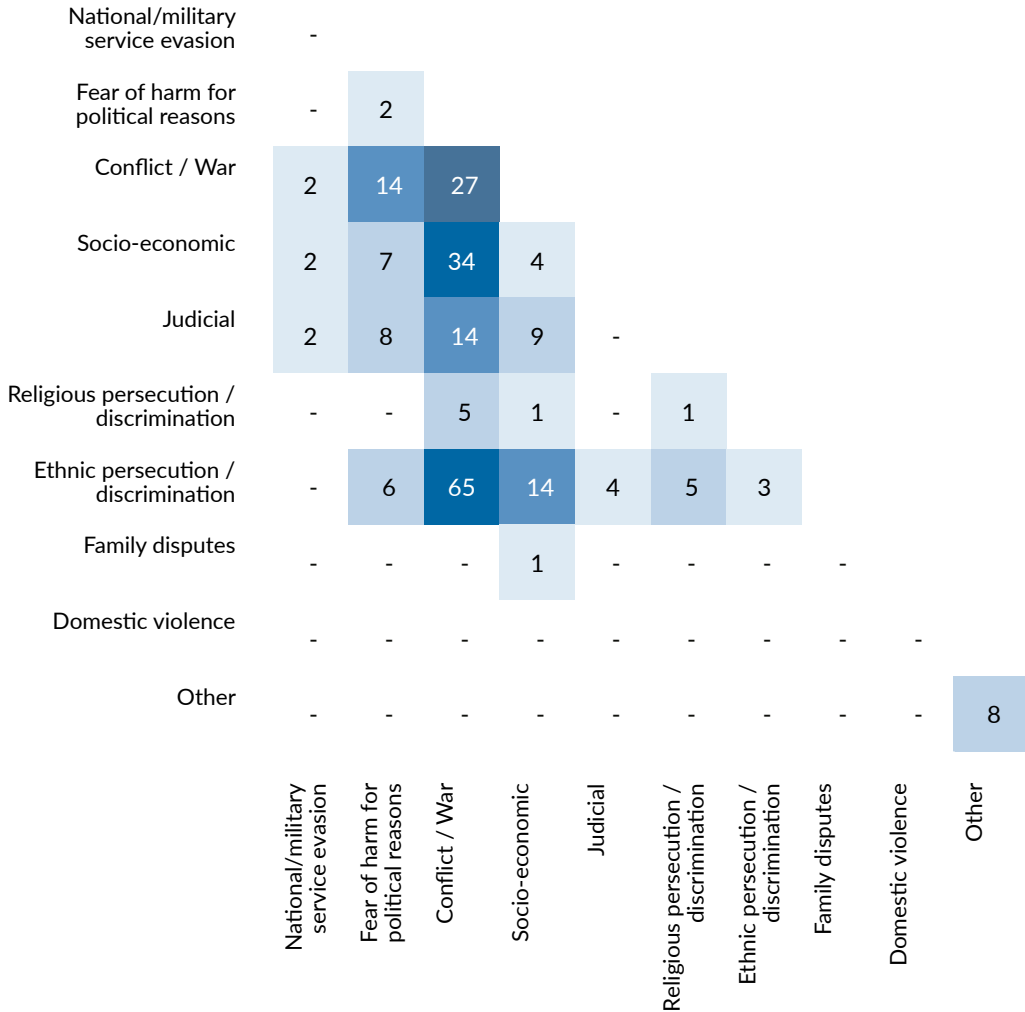
The vast majority of Sudanese arrivals—81 per cent —stated that they had left Sudan due to ongoing conflicts. Some 22 per cent of those who mentioned conflict as a reason for leaving did not mention any other reasons. Half of those who mentioned that they left due to conflict also mentioned ethnic discrimination or persecution. Meanwhile, 26 per cent of those who mentioned leaving due to conflict also spoke of reasons related to lack of job opportunities, access to food, accommodation, basic education, and healthcare.

Of those who did not mention that they left Sudan due to conflict (19 per cent), the most common reasons for leaving related to access to basic services (6 per cent), persecution or discrimination based on ethnicity (5 per cent), fear of harm for political reasons (4 per cent), and religious discrimination or persecution (2 per cent). The remaining 2 per cent mentioned that they left due to disputes within their family, fear of being sold for labour, and being targeted by armed groups for working with a humanitarian organization.



*Sudanese refugee, Hosna Idris (in black), 37, and her daughter Khadija, 15, during a class held at Djabal Refugee camp in Chad. Photo by UNHCR/ Oualid Khelifi*

Figure 38: Multiple reasons given for leaving Sudan by respondents





*“The smugglers took my passport and didn’t give it back”*

27-year-old Sudanese man

### The Route

The majority of Sudanese arrivals traveled directly from Sudan into Libya (60 per cent). Sudanese refugees and migrants often assemble at the Hajar smuggling hub close to Khartoum before crossing the desert into Libya through several smuggling routes.<sup>32</sup> Similar to Eritreans, and others traveling this route, Sudanese face many risks while crossing the desert, including dangerous transportation arrangements, with lack of water and food in very harsh environmental conditions. After entering Libya, 29 per cent of Sudanese respondents reported passing through Kufra, while 15 per cent transited through Sabha before moving north to the coast. On the coast, 46 per cent of Sudanese mentioned that they had traveled through Tripoli and 23 per cent in Sabratha; while 26 per cent travelled through the western coastal cities of Ajdabiya (17 per cent) and Benghazi (9 per cent).

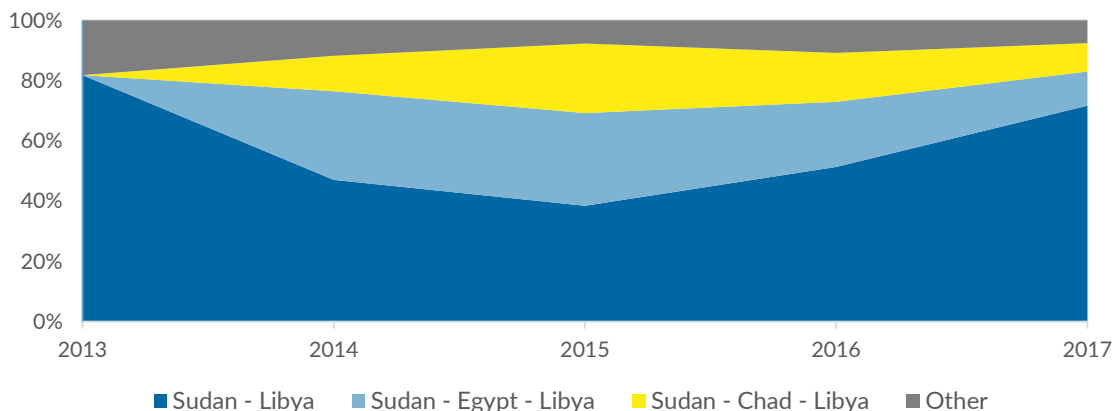
Figure 39: Main routes - Sudanese



Sudanese arrivals to Italy in 2017 were more likely to have travelled from Sudan directly to Libya and on to Italy compared to those that arrived in 2016, who were more likely to go through either Egypt or Chad through Libya. On average, Sudanese traveling directly to Libya took one year and eight months to reach Italy and spent roughly 2,000 Euros.

The second most common route taken by Sudanese was from Sudan across Egypt along the Nile to the coast, and on to Libya before crossing the Mediterranean Sea to Italy (19 per cent). Of those who took the route through Egypt, 7 per cent specifically mentioned that they passed through Aswan, 57 per cent mentioned Cairo, and 11 per cent mentioned El Salloum on the northern border between Libya and Egypt. On average, Sudanese who travelled by this route took one year and nine months to reach Italy and spent roughly 2,450 Euros.

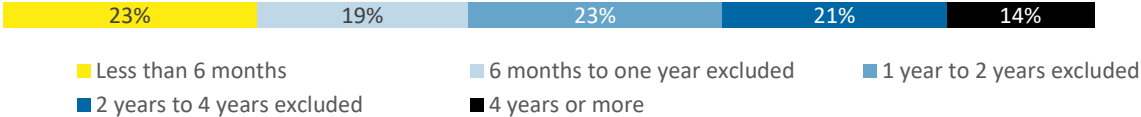
Figure 40: Routes from Sudan by year of departure



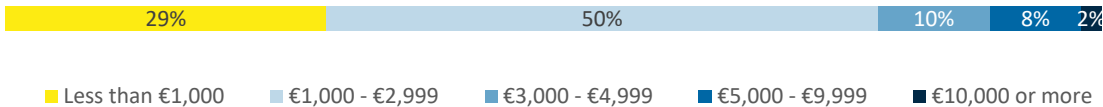
**Figure 41: Countries of extended stays on the route - Sudanese**



**Figure 42: Duration of journey - Sudanese**



**Figure 43: Total cost of journey - Sudanese**

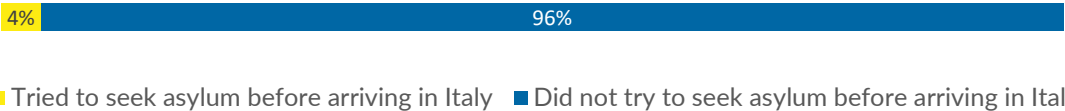


Only one Sudanese respondent reported having travelled directly from Egypt to Italy by boat. In 2017, only a few boats with refugees and migrants attempted to reach from the Egyptian coast directly to Italy, marking a decrease compared with previous years.<sup>33</sup> Some 16 per cent of Sudanese respondents stated that they took a route through Chad then on to Libya before crossing the Mediterranean Sea to Italy.

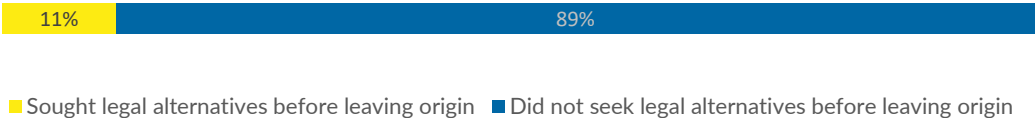
Thirty-four per cent of Sudanese stayed in at least one place along the way for more than six months. The majority (73 per cent) stated that this was in Libya, with the most frequently cited reason for staying being work. In many places where Sudanese remained for more than six months, they worked as daily labourers (52 per cent), while 21 per cent stated they worked in salaried employment. Twelve per cent stated that they were not paid for work they did in mining, agriculture, construction, and small-scale trade. The vast majority of Sudanese (90 per cent) did not have formal documentation to stay in countries where they remained for extended periods of time. The main reasons Sudanese provided for leaving such transit countries were because of conflict/insecurity (80 per cent) and ethnic discrimination/persecution (27 per cent).

A small number of Sudanese respondents (4 per cent) stated that they had sought asylum in another country before making their way to Italy. Eleven per cent stated that they had applied for a visa to reach another country before departing Sudan. In most of these cases, it was an unsuccessful application for the US visa lottery scheme.

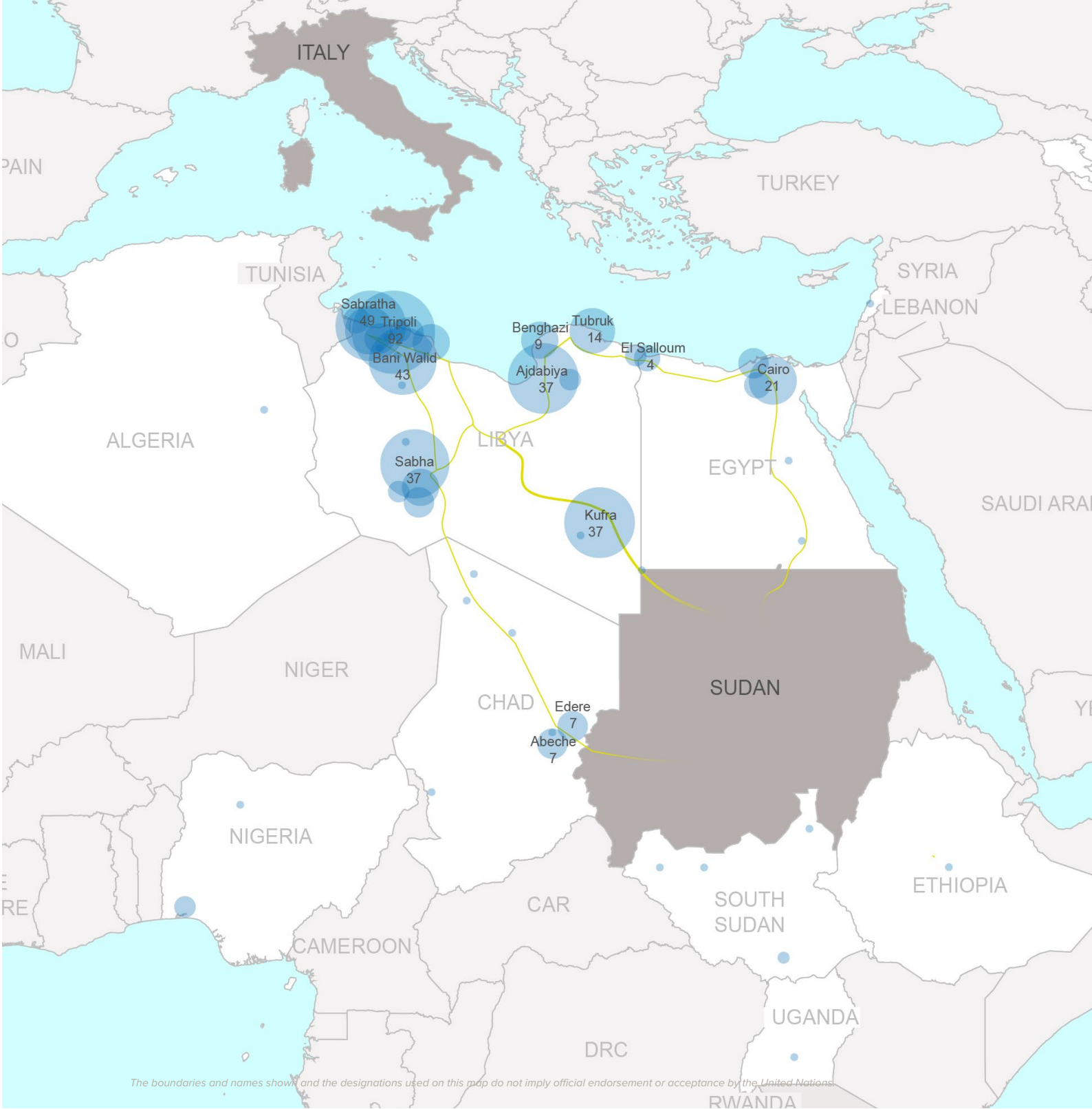
**Figure 44: Seeking asylum/resettlement before arriving in Italy - Sudanese**



**Figure 45: Seeking other legal alternatives to journey before embarking - Sudanese**



Map 6: Specific transit cities and towns mentioned by Sudanese\*



The boundaries and names shown and the designations used on this map do not imply official endorsement or acceptance by the United Nations

\* The information on respondents passing through certain towns and cities is based on the results of the profiling exercise. The routes in yellow show approximate linkages between key transit cities and towns.

## INFORMATION ON THE JOURNEY

The majority of Sudanese (58 per cent) mentioned that they had accessed information about the route and risks on the way before their departure. The most frequently cited source of information (47 per cent) was friends in their place of origin. For 66 per cent, this was done through face-to-face meetings; while 16 per cent also turned to social media. Since arriving in Italy, 59 per cent of Sudanese mentioned that they had shared information about the route and the risks involved with their friends and family, with 95 per cent doing so over the phone.

Based on the information they received about the route and potential risks, 9 per cent of Sudanese decided to change their route in order to avoid certain areas that were viewed as being particularly risky, especially in Libya. More than half of Sudanese respondents (53 per cent) stated that they lost or had their phone stolen on the route.

Figure 46: Accessed information - Sudanese



Figure 47: Mode of accessing information - Sudanese

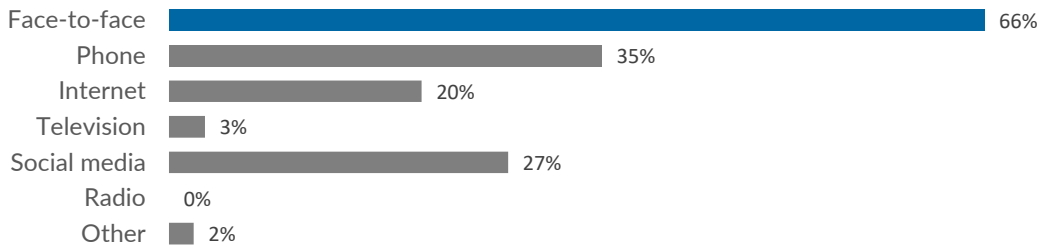


Figure 48: Source of information - Sudanese

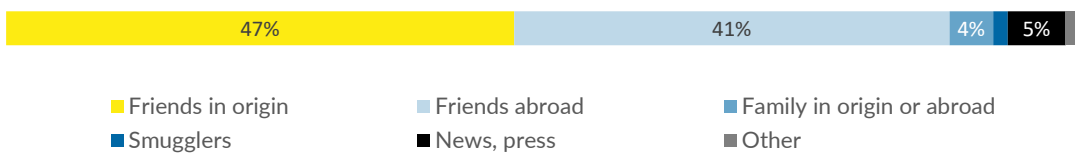
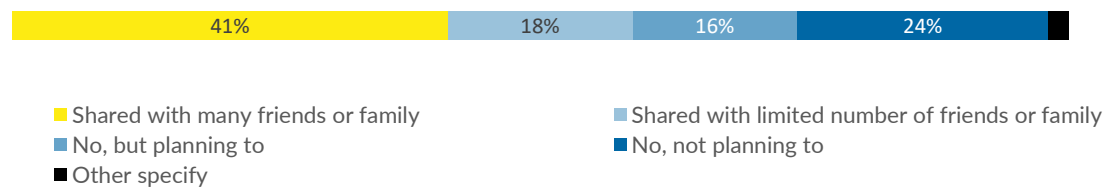


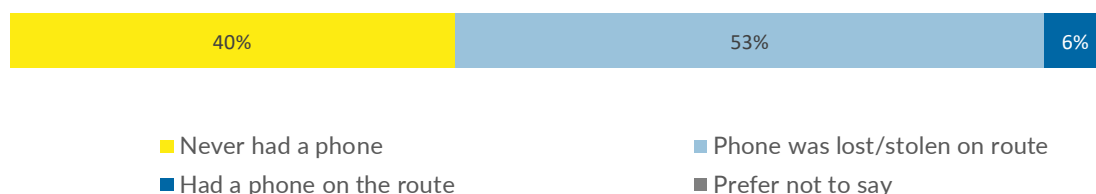
Figure 49: Shared information about the route - Sudanese





Sudanese refugee, Adam Yahia, 56, prepares groundnut crops for shipping and sale. He has farmed the same seven hectares for over a half decade, but due to irregular rainfall and lack of fertile land in arid east Chad, his crops are yielding less each year due to soil exhaustion. Photo by: Oualid Khelifi

**Figure 50: Phone ownership on the route - Sudanese**

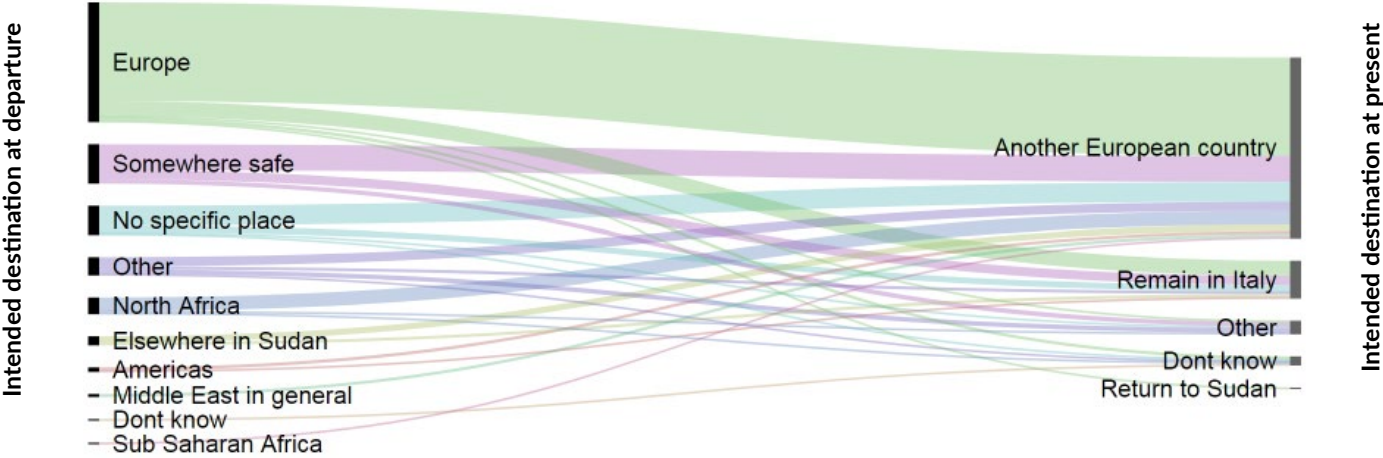


On leaving Sudan, 49 per cent specified that their intended destination was Europe, with 24 per cent specifying that their intention was to reach the United Kingdom; 13 percent stating that their intention was to reach France; and 6 per cent to reach Italy. Only one respondent mentioned that Libya was his intended destination when leaving Sudan. The main reasons behind choosing these specific destinations were education, safety, language, and economic opportunities. Knowledge of English was a common reason cited for wanting to go to the United Kingdom. Other reasons also included respect for human rights within the country and the presence of diaspora community links.

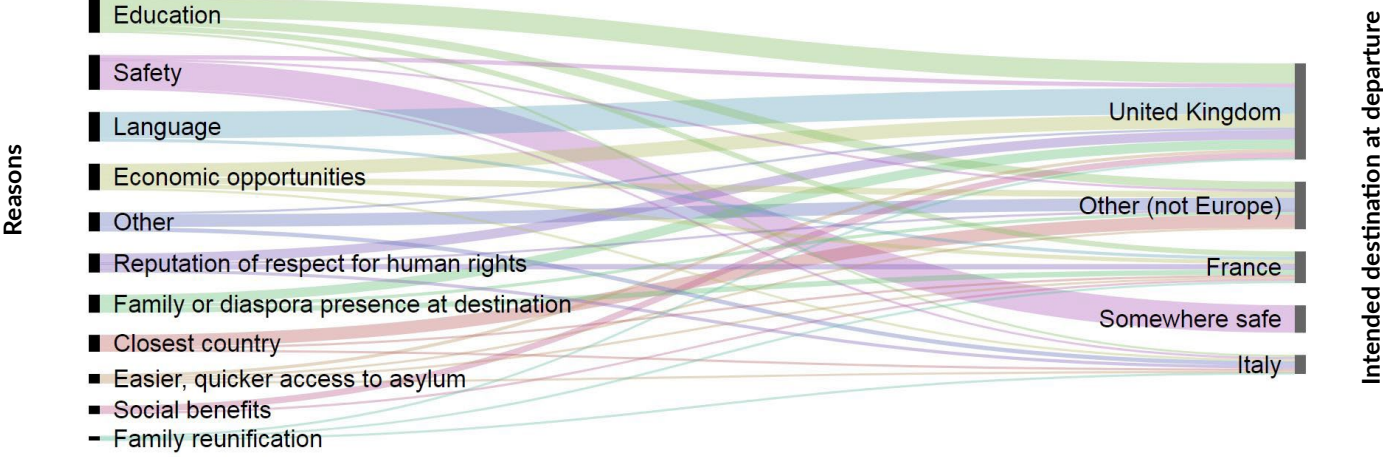
Twelve per cent of Sudanese mentioned that they did not have a specific destination in mind when leaving and some 4 per cent stated that they had intended to go elsewhere within Sudan. Sixteen per cent stated that their only intention was to go somewhere safe. Various factors can play into why they then decided to move onwards, eventually making their way to Europe. These can include lack of economic prospects, unstable protection or political environments, or the desire to reunite with family already in Europe.

More than two-thirds of Sudanese interviewed in Italy expressed their intention to apply for asylum in other countries in Europe. A significant factor in this finding is the fact that most of the interviews with Sudanese respondents took place in Ventimiglia, where many refugees and migrants aim to cross the border into France and move onward in Europe.

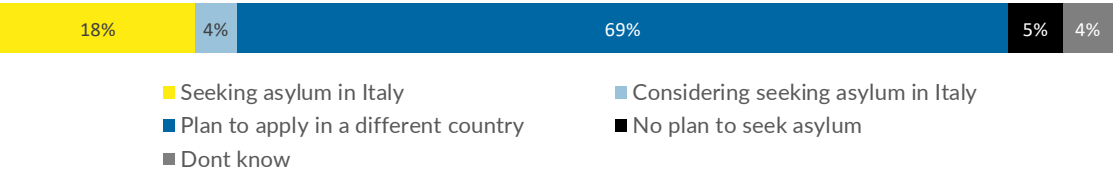
**Figure 51: Intended destination at departure and at present (Sudanese)**



**Figure 52: Reasons given by Sudanese for intended destination at departure**



**Figure 53: Current plans to seek asylum - Sudanese**



# GUINEANS

Guinean arrivals to Italy in 2017 were relatively young, with 90 per cent aged 25 years or younger. The vast majority of Guinean arrivals claimed to be single and to be without children. The most commonly cited reasons for leaving Guinea were persecution or discrimination based on religion or ethnicity, family disputes, and conflict. One in five respondents stated that, at the time of leaving Guinea, their intended destinations were in North Africa, mainly Algeria or Mali, because of economic opportunities available to them there. Their decision to move onwards to Italy is likely linked to finding that those economic prospects were not what had been expected or to escape abuse experienced there. Guineans typically had poor access to information about the route and risks associated with it, with many depending on social media as a key source of information.

## Background and Demographic Profile

The last decade has seen a gradual but significant increase in the number of Guineans arriving and seeking asylum in Italy. According to data from the Government of Italy, 9,700 Guineans arrived in Italy in 2017, 80 per cent of whom were adults (4 per cent female and 96 per cent male).<sup>36</sup> According to official figures, the number of Guinean asylum applications rose from just 55 in 2010<sup>37</sup> to 7,800 people in 2017,<sup>38</sup> making Italy the top country of asylum for Guinean asylum seekers, followed by France and Angola.<sup>39</sup>

According to the findings of this profiling exercise, the majority of Guinean arrivals were aged 25 years or younger (90 per cent).<sup>\*</sup> It is estimated that the average age of Guineans at the time of their departure from Guinea was 21 years and that at the time of departure, 22 per cent were under 18 years. Of the 378 Guin-

Figure 54: Gender of Guinean arrivals<sup>45</sup>

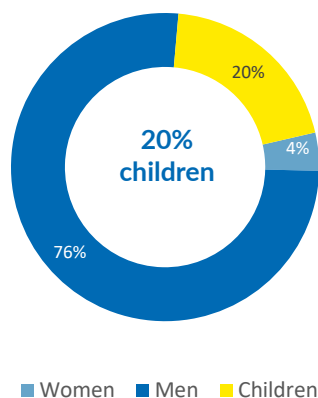
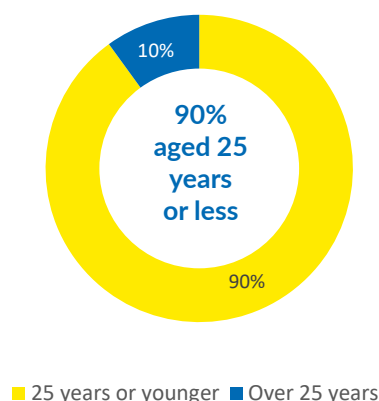
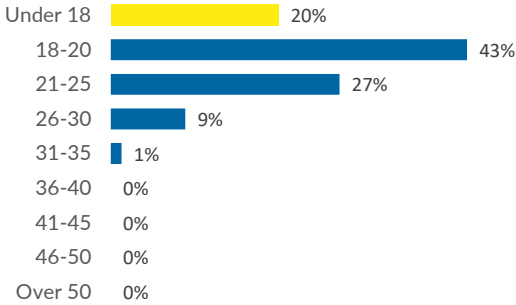


Figure 55: Age of Guinean arrivals



<sup>\*</sup> Based on a combination of Government figures for the percentage of minors and the profiling findings for the breakdown of adult ages.

**Figure 56: Age of Guinean arrivals**

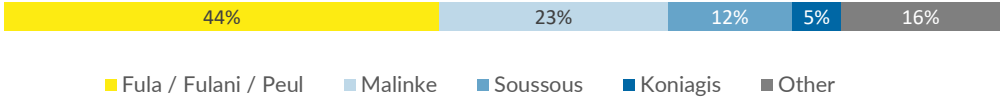


eans interviewed as part of the profiling exercise, only five were female (1.3 per cent) and 373 were male (98.7 per cent). This is lower than the overall proportion of Guinean female adult sea arrivals in Italy, although it closely correlates to the number of Guinean female applicants for asylum in Italy (2 per cent).

Nearly half of Guineans identified as being from the Fula\* ethnic group (44 per cent), followed by Malinke (23 per cent), Susu (12 per cent), Koniagis (5 per cent) and Gerze (3 per cent). In comparison with other national ethnic groups, Fula are slightly

over-represented among Guinean sea arrivals in Italy (compared with the national average of 40 per cent in Guinea), while Malinke are under-represented (compared with the national average of 30 per cent in Guinea).<sup>40</sup> The majority identified as being Muslim (94 per cent), while 4 per cent identified as Christian, and 1 per cent as animist. Muslims are slightly over-represented among sea arrivals compared to the population in Guinea, where Muslims make up roughly 85 per cent of the population.

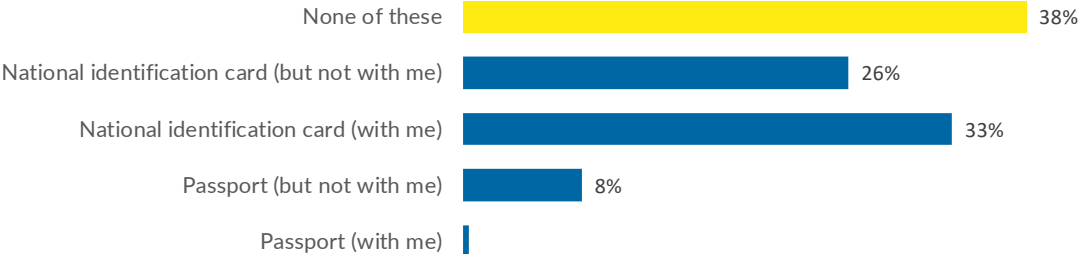
**Figure 57: Ethnicity of Guinean arrivals**



Guinean respondents came from across all regions of the country, with the highest proportions coming from Conakry (27 per cent) Nzerekore (15 per cent), and Kindia (12 per cent). Even Faranah, the region from which the least arrivals came, still accounted for 6 per cent of respondents. This reflects the relatively even distribution of the different regions of origin among the arrivals in Italy.

Thirty-eight per cent of Guineans did not have a national identification card or passport from Guinea. Some 34 per cent had a national identification card or passport but these documents were no longer in their possession, and 33 per cent had a national identification card with them.

**Figure 58: Identification documents of Guinean arrivals**

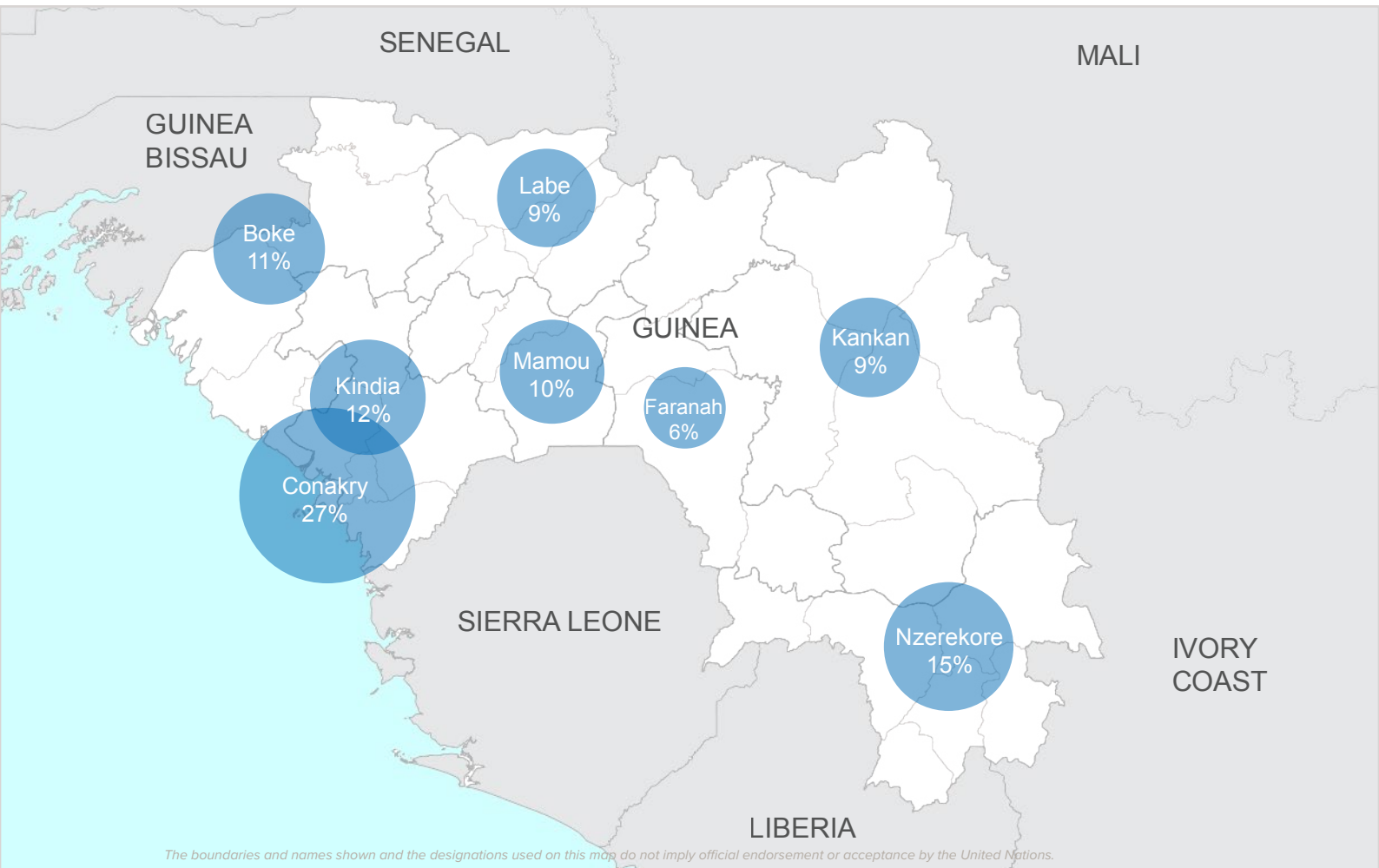


The majority of Guinean respondents claimed to be single (83 per cent), while 13 per cent claimed to be married, and 4 per cent engaged. Of those who reported that they were married or engaged, in nearly all cases their partner was still in Guinea (92 per cent). Some 22 per cent of Guineans reported that they had

\* The Fula ethnic group is also known as Peul, Peulh, Peuhl, Pel, Fulbe, Fulani, Fulah and Ffulde.

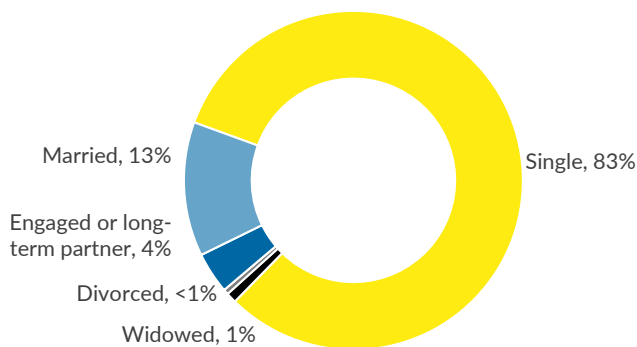


**Map 7: Guinean arrivals by region of origin**



children under 18 years old. These children were mainly in Guinea at the time of the profiling exercise (90 per cent of respondents). Over a third of Guineans (35 per cent) had family\* currently residing in Europe. Based on follow-up interviews, the main countries in Europe where Guineans had family ties were France and Germany.

**Figure 59: Marital status of Guinean arrivals**



**1 in 3**  
Guinean arrivals have immediate family in Europe

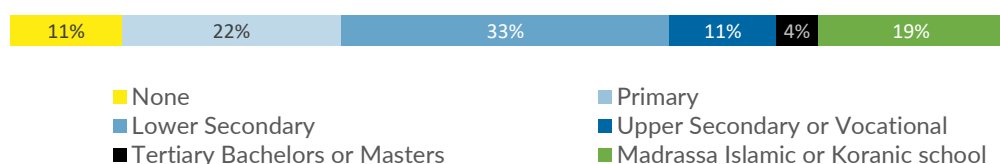
\* This included siblings, parents, adult children, and other relatives.

## Education and Occupation backgrounds

Given that Guinea has the second lowest adult literacy rate in the world, with just 30 per cent of people aged 15 years and older able to read and write a basic sentence in any language,<sup>41</sup> and 38 per cent of children in the country not completing primary school,<sup>42</sup> education rates among Guinean respondents were similarly low. Eleven per cent reported that they had either not received any formal education or had not completed primary school before leaving Guinea. Some 19 per cent indicated that their highest level of education completed was at a madrassa or Koranic school. Meanwhile, 22 per cent of arrivals had only completed primary school and only 15 per cent had completed some form of post-primary education including 4 per cent that had obtained a tertiary education.

Before embarking on the journey to Europe, some 37 per cent were working as daily labourers, while 10 per cent were employed in salaried positions, 14 per cent were self-employed, and 10 per cent were unemployed; 29 per cent of respondents were students. Of those who were working, the most common sector of occupation was small-scale trade (21 per cent), transportation (21 per cent), agriculture/forestry/mining (18 per cent), and construction (10 per cent).

**Figure 60: Pre-departure education of Guinean arrivals**



## Motivations for departure

The most frequently cited reasons for leaving Guinea were discrimination or persecution due to ethnicity or religious affiliation (27 per cent); family disputes (26 per cent); conflict (21 per cent); fear of imprisonment (12 per cent); socio-economic reasons (11 per cent); domestic violence (9 per cent); fear of harm for political reasons (9 per cent); and electoral violence (5 per cent). In addition, a small number of respondents stated that they left due to discrimination or persecution based on their sexual orientation, or forced marriage.

Half of those who mentioned that they left due to family disputes were under the age of 18 years when they left Guinea (13 per cent of respondents) including 3 per cent who were under 16 years old when they left. One respondent stated female genital mutilation as the reason for leaving, while two mentioned that they were victims of trafficking.<sup>43</sup>

Motivations for leaving Guinea provided by those from the Nzerekore region in south-eastern Guinea tended to differ from those coming from other regions. In total, 64 per cent of those from Nzerekore, a region that has witnessed ethnic violence in the past,<sup>44</sup> stated that they had left due to conflict (34 per cent) and/or persecution or discrimination on the basis of ethnicity or religious affiliation (43 per cent). Respondents citing ethnic persecution or discrimination all came from minority ethnic groups; mostly Gerze, Koniagis, and Kissis. Those citing religious persecution were all Muslim, with the exception of one Christian.

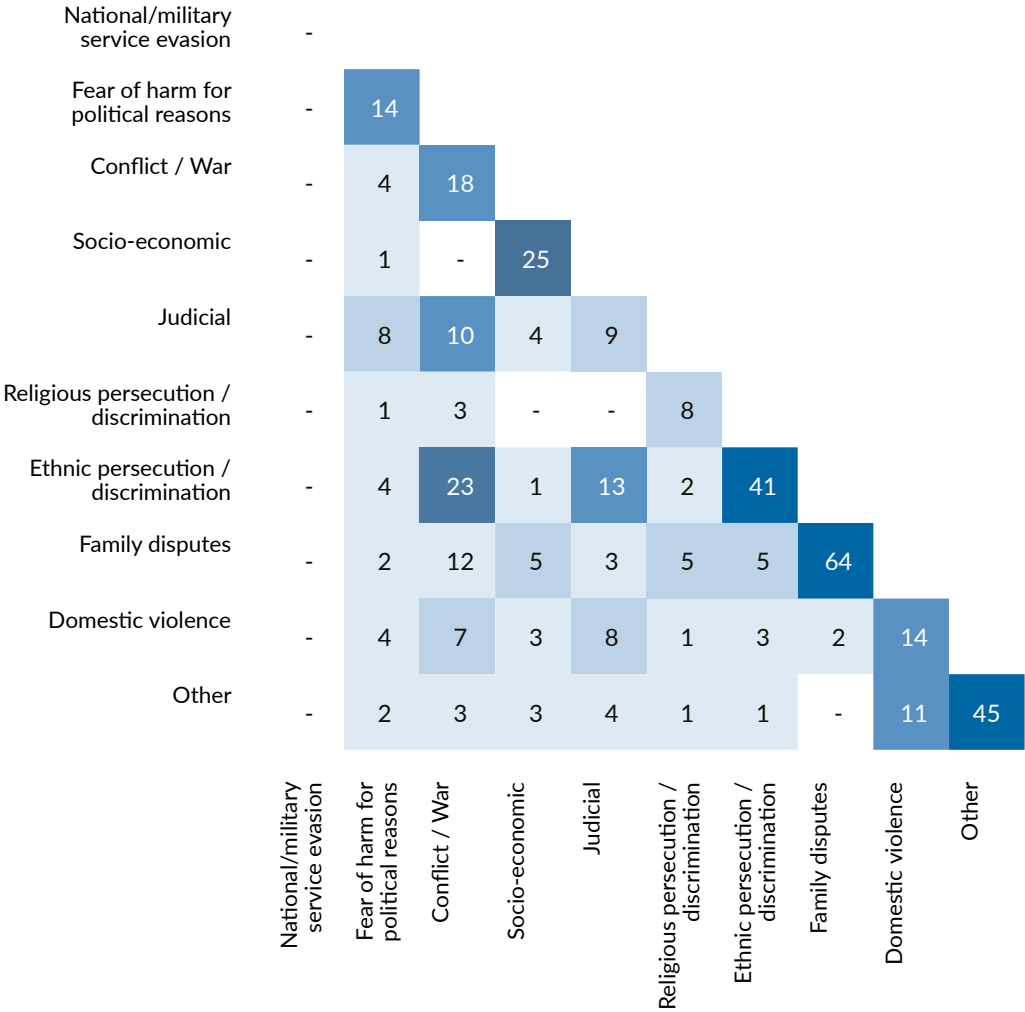
Several of those who stated that they left due to electoral violence, mentioned that they or members of their family were beaten or killed during demonstrations against the Government.

### The Route

The most common route taken by arrivals was from Guinea directly to Mali, then on to Algeria, and Libya before crossing the Mediterranean Sea to Italy (38 per cent). The second most common route involved travelling from Guinea to Mali, then to Burkina Faso, Niger, on to Libya, and across the Mediterranean Sea (32 per cent). The third route taken was through Mali, Burkina Faso, Niger, Algeria, and then Libya (6 per cent). Very few reported having passed through Morocco or Mauritania. Of the Guineans who arrived in Italy in 2017, those who left Guinea more recently were more likely to have travelled directly from Mali into Algeria compared with those who left earlier.

Nearly half of all Guineans reported that they travelled through Ouagadougou, the capital of Burkina Faso (49 per cent) and the majority reported going through Bamako in Mali (91 per cent). Nearly all those that travelled through Niger stated that they passed through Agadez (52 per cent of all respondents); and Niamey (47 per cent of respondents). Others travelled directly through Algeria before entering Libya (42 per cent), many passing through Timiaouine and Tamanrasset and 29 per cent stating that they transited through Algiers. In Libya, Sabratha (20 per cent), Tripoli (17 per cent), and Sabha (9 per cent) were the most common cities Guineans travelled through.

Figure 61: Multiple reasons given for leaving Guinea by respondents



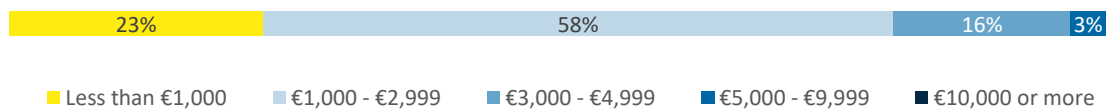


Sub-Saharan asylum seekers rest after being rescued 50 nautical miles off the coast of Libya. Most who were rescued described scenes of horrific abuse, including torture, forced labour, beatings and kidnappings while staying in Libya. The Italian Coast Guard makes extensive search and rescue missions on international waters between Italy and Libya. Photo by: UNHCR Vania Turner

**Figure 62: Duration of journey - Guineans**

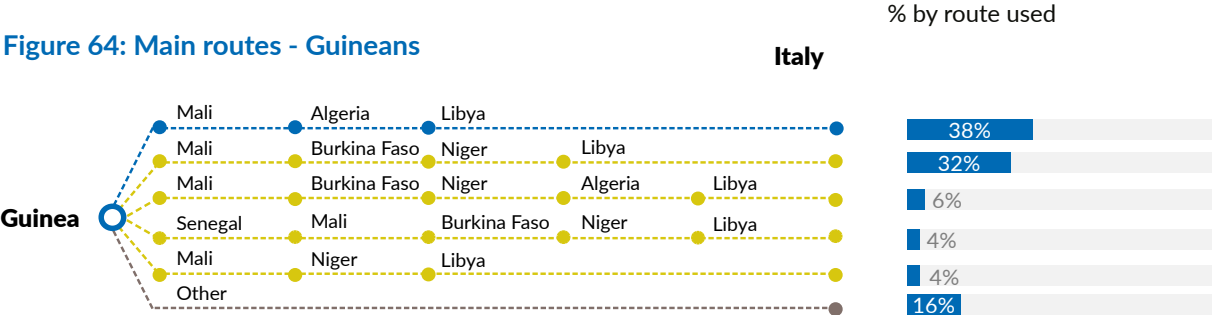


**Figure 63: Total cost of journey - Guineans**



Nearly a third of Guineans made the journey in less than six months, with only 16 per cent staying in one place along the route for more than six months, mostly in Libya (58 per cent) and Algeria (24 per cent). Further, 65 per cent of Guineans who travelled through Algeria spent more than a month in the country. The most commonly cited reasons for staying in a country for more than six months was to work (mainly in manual labour) or because they were detained (particularly in Libya). In all cases in which Guineans spent more than six months in a place on the route, they did not have any formal documents or permits of stay for that country. Seventy per cent stated that the main reasons they left areas in Libya where they had spent more than six months were conflict or insecurity, while 37 per cent stated that it was due to discrimination and/or persecution based on their ethnicity. Reasons given for leaving Algeria included a lack of documentation, ethnic discrimination and/or persecution, and fear of imprisonment.

Figure 64: Main routes - Guineans



Only 1 per cent of Guineans stated that they had sought international protection elsewhere before arriving in Italy.

On average, Guineans spent approximately 1,850 Euros for the trip. Guineans who went through Niger paid about 150 Euros more on average than those who went directly from Mali to Algeria. In general, shorter journeys tended to cost the respondent more than longer ones.

Figure 65: Routes from Guinea by year of departure

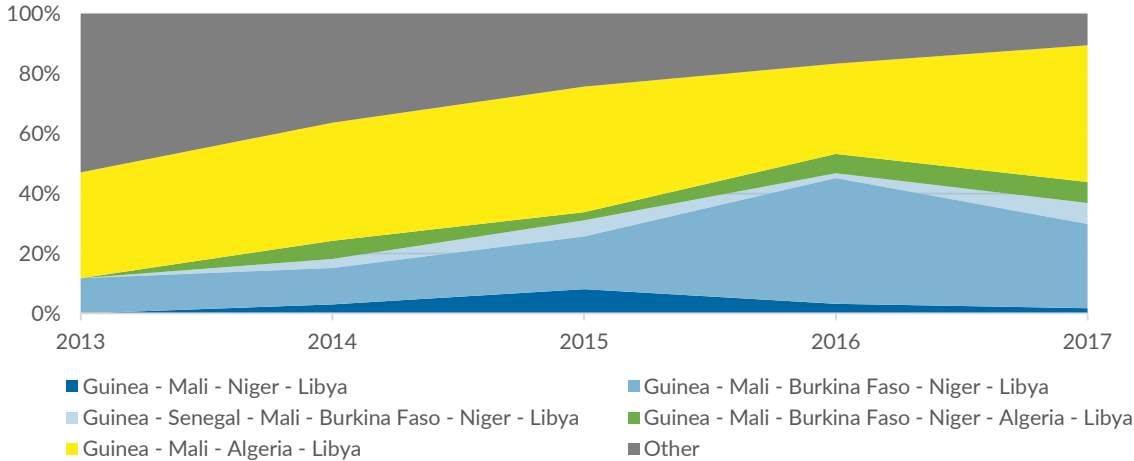


Figure 66: Countries of extended stays on the route - Guineans



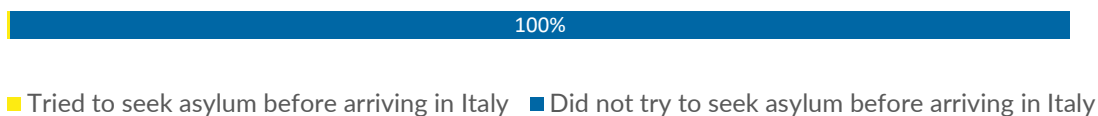
At the time of leaving Guinea, 24 per cent had intended to go to Europe, with 20 per cent specifying Italy and 1 per cent specifying France as their destination. Twenty-one per cent indicated that their intended destination at the time of departure was North Africa, mainly Algeria and Mali, due to potential economic opportunities there. While many moved onwards to Italy after finding that the economic prospects they had hoped for were not available, others are likely to have moved onwards as a result of abuse and ill-treatment experienced in North African countries, in particular in Libya (further elaborated on in the following section). Those who intended to reach Europe stated that they chose their specific destinations on the basis of economic opportunities and access to asylum.

While 32 per cent stated that they did not have a specific destination in mind when leaving Guinea, 4 per cent indicated that their intention was to go elsewhere within their country and 17 per cent stated that their only intention was to go somewhere safe.

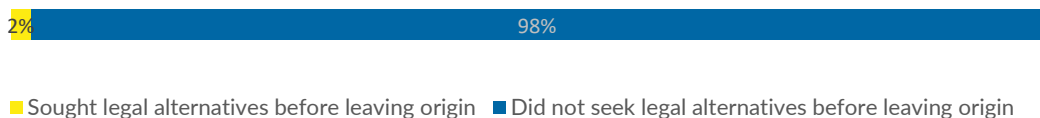
All those interviewed were either in the process of applying for asylum in Italy (76 per cent) or intended to do so (24 per cent).\*

\* This may over represent the proportion of Guinean arrivals that apply for asylum in Italy as the interviews were conducted in reception centres. However, rates of Guineans applying for asylum in Italy are high.

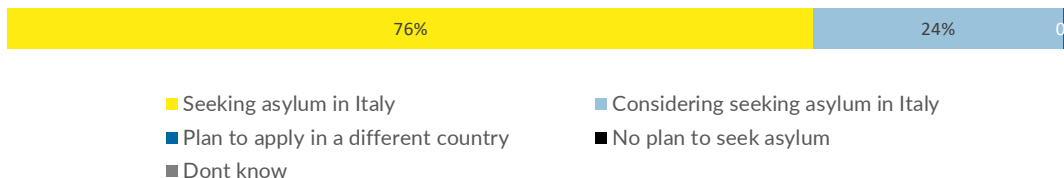
**Figure 67: Seeking asylum/resettlement before arriving in Italy - Guineans**



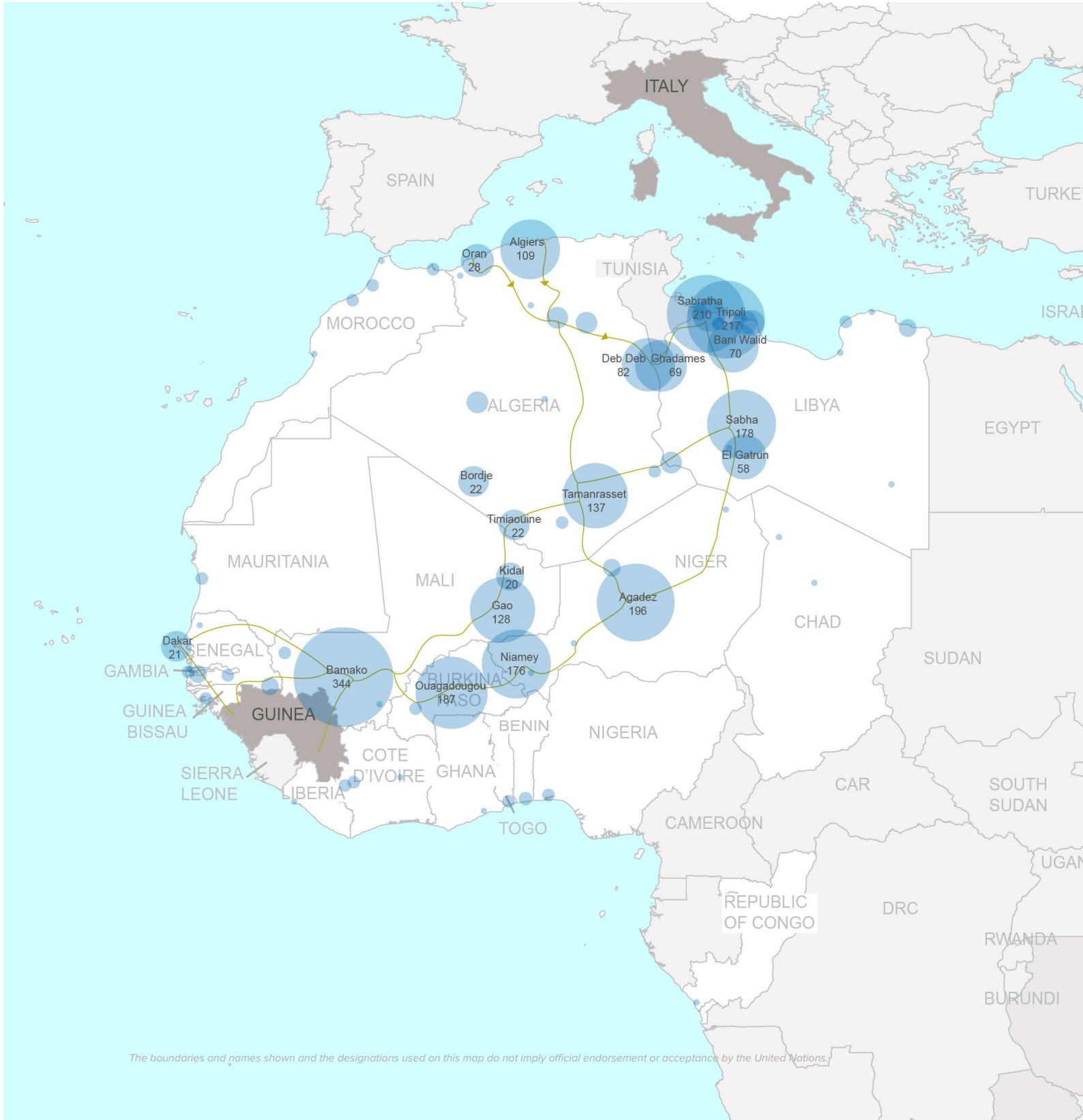
**Figure 68: Seeking other legal alternatives to journey before embarking - Guineans**



**Figure 69: Current plans to seek asylum - Guineans**



Map 8: Specific transit cities and towns mentioned by Guineans\*



\* The information on respondents passing through certain towns and cities is based on the results of the profiling exercise. The routes in yellow show approximate linkages between key transit cities and towns.

## INFORMATION ON THE JOURNEY

Only 27 per cent of Guineans mentioned that they had accessed information about the route and risks on the way before departure. The most frequently cited sources of information was friends abroad (48 per cent), followed by smugglers (23 per cent), friends in Guinea (22 per cent), and by television (26 per cent). For 35 per cent, this was done through face-to-face meetings and 38 per cent used the phone. Almost two-thirds of Guineans (65 per cent) stated that they had a phone on the route, nearly all also stated that they lost their phone or had it stolen on the route (55 per cent). Only 2 per cent decided to change their route on the basis of information received in order to avoid certain areas that were viewed as being particularly risky.

Since arriving in Italy, 41 per cent of Guineans mentioned that they had shared information about the route and the risks involved with their friends and family. Of those who had communicated information, the main mode of communication was over the phone (60 per cent) or over the internet (46 per cent).

Figure 70: Accessed information - Guineans




Figure 71: Main ways Guineans accessed information about risks on the route

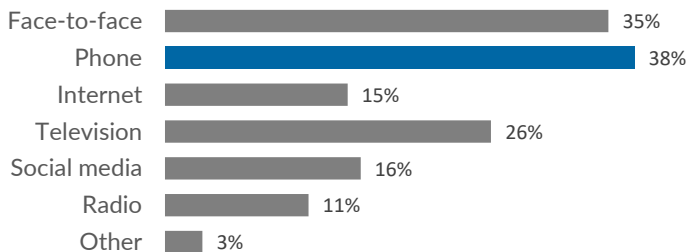


Figure 72: Source of information - Guineans

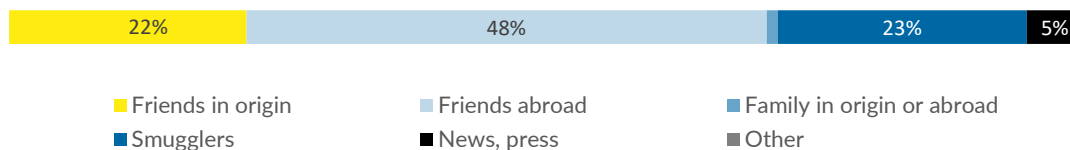


Figure 73: Shared information about the route - Guineans

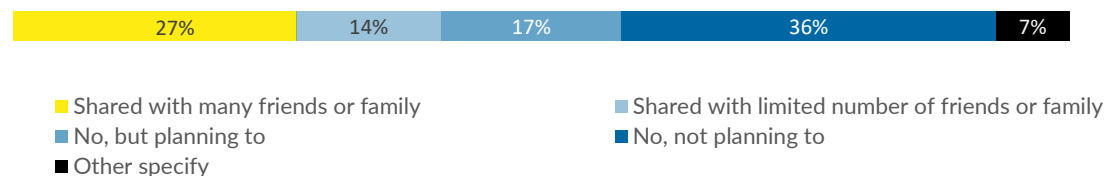



Figure 74: Phone ownership on the route - Guineans





*“My whole family is in France, I want to be with them again”*

19-year-old Guinean man

Figure 75: Intended destination at departure and at present (Guineans)

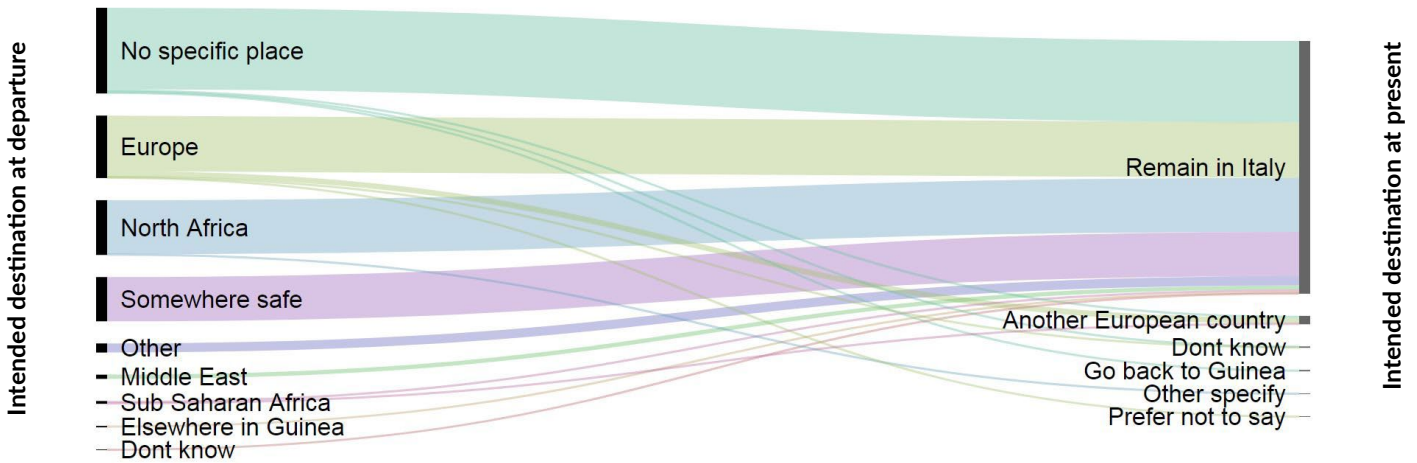


Figure 76: Reasons given by Guineans for intended destination at departure

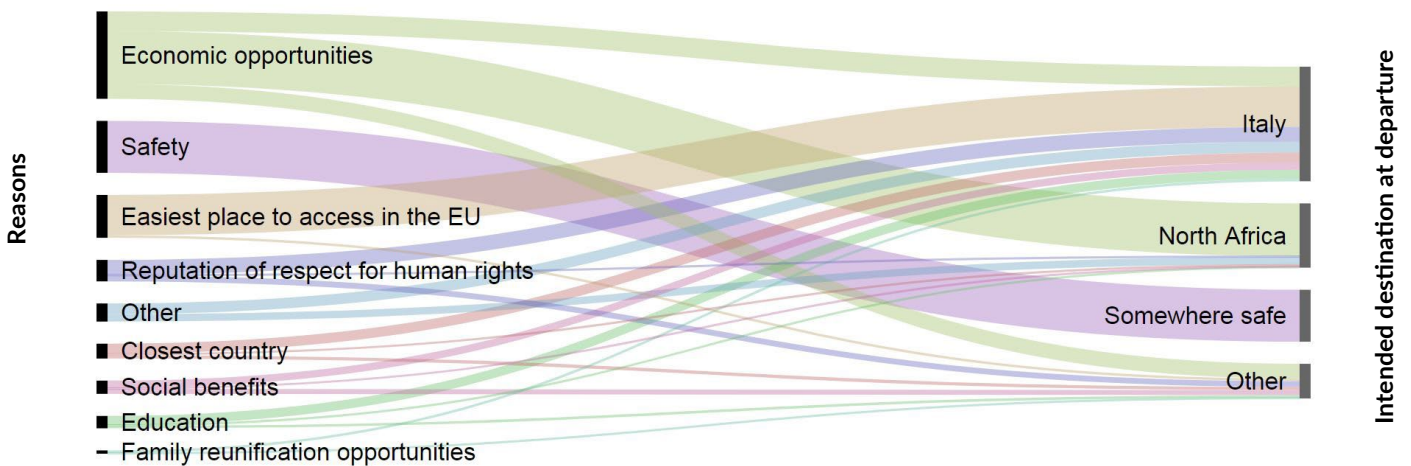
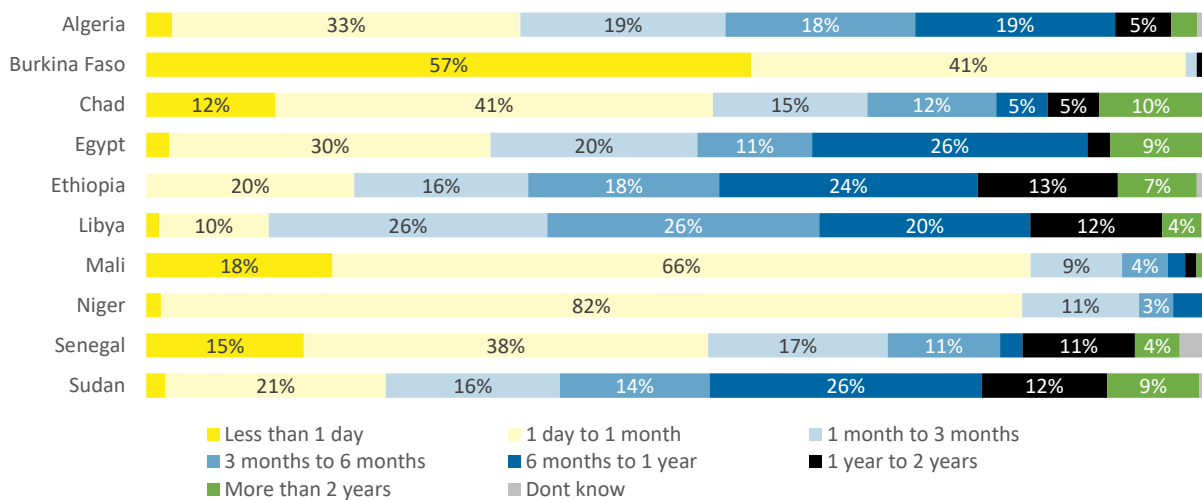
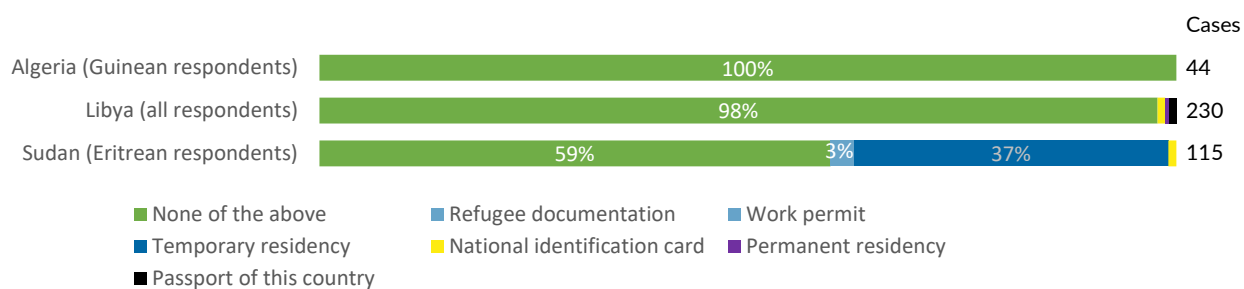


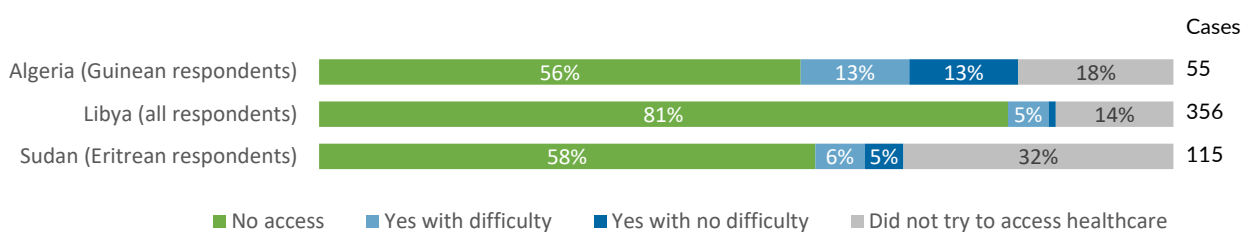
Figure 77: Duration spent in transit countries



**Figure 78: Documentation in transit country during stops of more than 6 months**



**Figure 79: Access to healthcare during stops of more than 6 months**



*“My journey went relatively smoothly because I knew the trafficker well, but I know of many others who were raped and beaten on the way”*

35-year-old Eritrean man

# EXPERIENCES OF ABUSE ALONG THE ROUTE

## Experiences of abuse along the route\*

The route to Italy through various transit countries and across the Mediterranean Sea is notoriously dangerous, particularly as it requires travel through harsh environments and dangerous stretches of territory, including the Sahara Desert and transit through Libya, which is embroiled by armed conflict and marked by serious human rights violations to which migrants and refugees are particularly exposed.

Refugees and migrants are often subjected to numerous risks and the irregular nature of their movement, often facilitated by smuggling and criminal networks, leaves them vulnerable to exploitation and abuse by various actors along the way. Three-quarters of respondents reported that they had personally experienced some form of violence or abuse on the route (75 per cent of males; 42 per cent of females) with incidents reported by 81 per cent of Guineans, 78 per cent of Sudanese, and 69 per cent of Eritreans

Among Eritreans, 52 per cent of females and 74 per cent of males interviewed claimed to have experienced abuse on the route. The abuse cited included physical and sexual abuse, sexual and labour exploitation, torture, deprivation of food and water, emotional abuse, extortion, detention under harsh conditions, forced movement by armed elements or smugglers, forced harvesting of organs and blood, and being shot at or threatened with shooting.

In total, 520\*\* respondents who experienced abuse, 656 incidents of abuse were reported with 26 per cent experiencing abuse more than once. In 79 per cent of these cases, medical care was not available, with respondents providing numerous accounts of fellow travelers dying as a result.

## Examples of physical abuse

*“We were searched, if they didn’t find any money they hit us”* in Niger

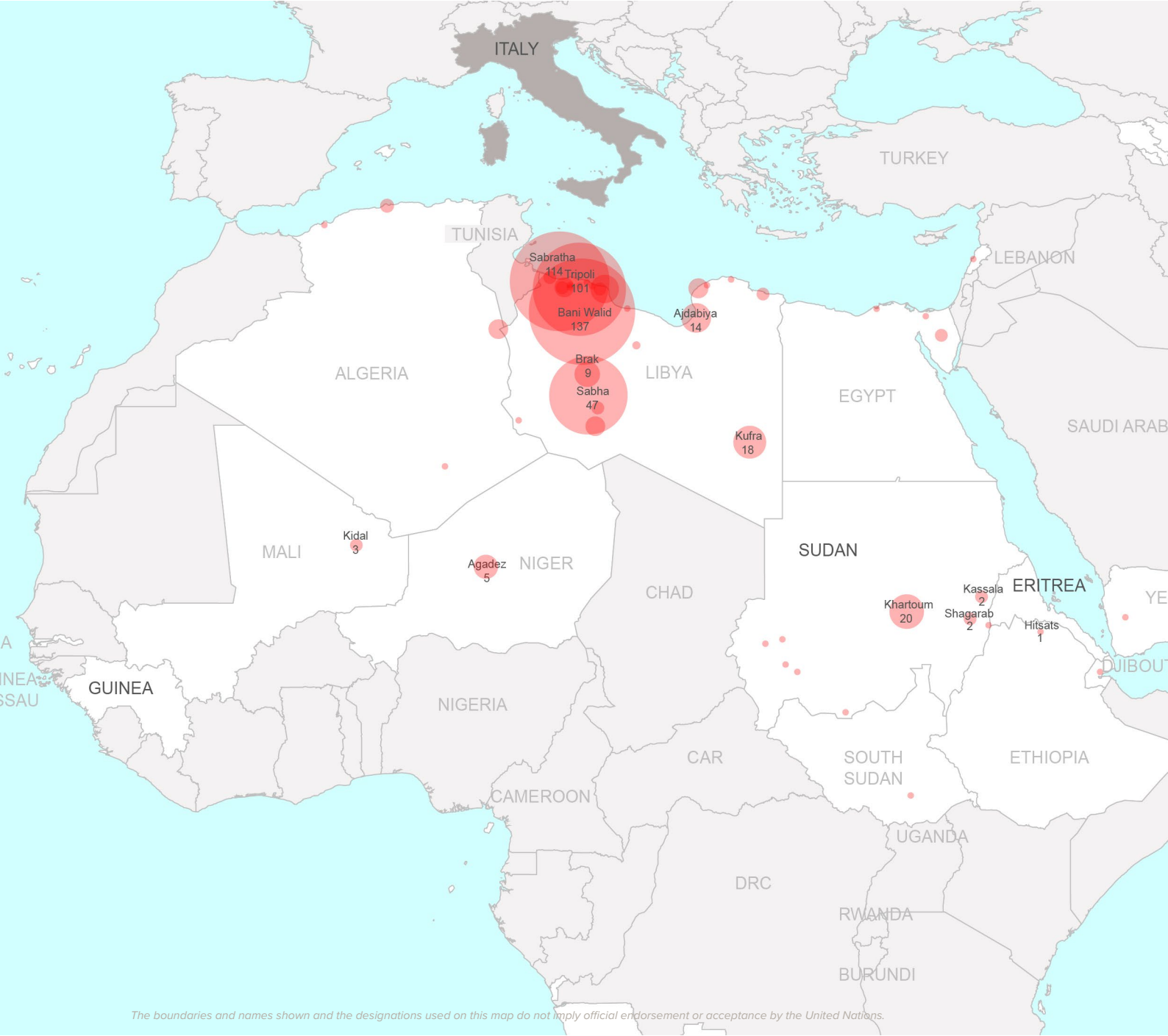
*“They tortured us with water, when they took us from the water they beat us”* in Sabratha

*“In prison in Sabha, I was hit and tortured with electricity”* In Sabha

\* During data cleaning and debrief, it was established that two interviewers had misunderstood this question. As a result, abuse data is only available for 719 respondents. This includes 304 Eritreans, 255 Guineans, and 160 Sudanese.

\*\* Although 542 respondents reported experiencing abuse, only 520 agreed to provide further information on their experience.

Map 9: Locations of reported mistreatment



The boundaries and names shown and the designations used on this map do not imply official endorsement or acceptance by the United Nations.



*“I saw a pregnant woman suffering a lot. Despite her condition, they came and they raped and tortured her.”*

22-year-old Guinean man

### Types of abuse\*

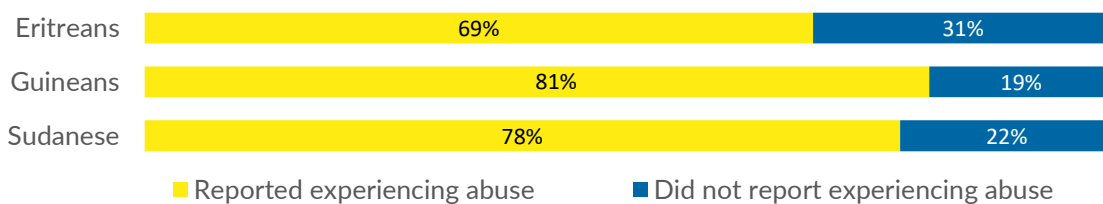
In recounting their experiences, the most frequently cited types of abuse suffered were\*\*:

- physical abuse, violence or torture (75 per cent of respondents);
- deprivation of food (47 per cent of respondents) and water (43 per cent of respondents);
- emotional or psychological abuse (35 per cent of respondents);
- labour exploitation (31 per cent of respondents) including being forced to work;
- extortion (23 per cent of respondents );
- being shot at or threatened with shooting (12 per cent of respondents).

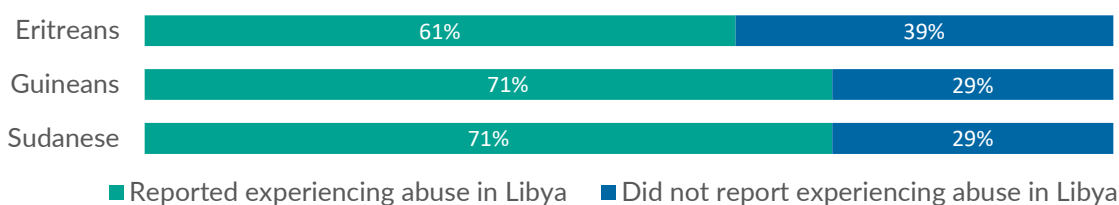
While the majority of reported incidents of abuse were cited as physical abuse, violence or torture, 3 per cent specified that they had experienced sexual abuse (nine males; six females representing 6 per cent of all female respondents) and 1 per cent reported sexual exploitation (three males; two females), including sexual favours in exchange for assistance.\* Furthermore, 8 per cent of Guinean respondents stated that they were forced to give blood or organs against their will, however, no additional details on this were provided.

Nearly half of all respondents (43 per cent—54 per cent of Eritrean respondents, 25 per cent of Guineans, and 64 per cent of Sudanese) stated that they were held against their will at some point, often in what was identified as a prison, hanger, warehouse, or a big shop, in very poor conditions and often deprived of sufficient food and water.

**Figure 80: Experiencing abuse on the route (by nationality)**



**Figure 81: Experiencing abuse in Libya**



\* These figures may be under-representative as respondents were not compelled to share details on their experiences of abuse, and only shared information if they felt comfortable to do so.

\*\* Many cases involved more than one incident of abuse and more than one type of abuse.

## SEXUAL ABUSE AND EXPLOITATION

Sexual abuse and exploitation is widespread on the route, especially in Libya. During data collection for this profiling exercise, several respondents reported experiencing sexual abuse and exploitation. Eighteen respondents reported 19 cases of sexual exploitation and abuse: six Eritreans (three females; three males), 11 Guinean (four females; seven males), and one Sudanese male. One 26-year-old Eritrean woman reportedly enduring incidents of sexual abuse twice; the first taking place in the desert in Sudan by a group of smugglers and gangs and the second in detention in Tripoli involving armed elements and smugglers.\*

Among Guinean respondents, 4 out of 5 women reported sexual abuse or exploitation, while with Eritreans, 4 out of 88 women reported sexual abuse or exploitation. Given sensitivities around reporting sexual abuse, actual rates are likely to be significantly higher. This is supported by the findings of a World Bank study, where in-depth, qualitative interviews with women arriving by sea to Italy in 2017 indicate that almost all women had experienced sexual violence in or on the route to Libya.<sup>48</sup>

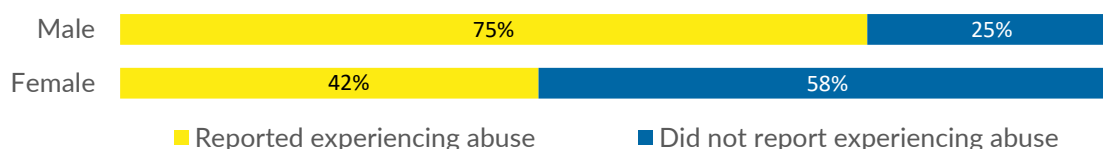
Most incidents of sexual abuse and exploitation took place in Libya (74 per cent). The age of those who experienced sexual exploitation and abuse was generally younger than the average age for each nationality. Most survivors identified multiple perpetrators of the abuse, including gangs, unknown individuals, smugglers, armed or security elements associated with public institutions in Libya, members of the host community, and other travelers.

A 21-year-old woman from Guinea recounted the violence she experienced in Sabha, Libya: “We were sold to a family who beat us and gave us very little to eat. The elder brother and younger brother took us in turn for their needs. I was beaten at the same time. Another group came and put us in the trunk of a car and took us to a prison. In prison, we were beaten as they tried to get money from us. They took all four of us females to a tower and violated us, they did not spare the girls who were still children.”

**4 of the 5**  
female Guinean respondents reported experiencing sexual abuse or mistreatment on the route

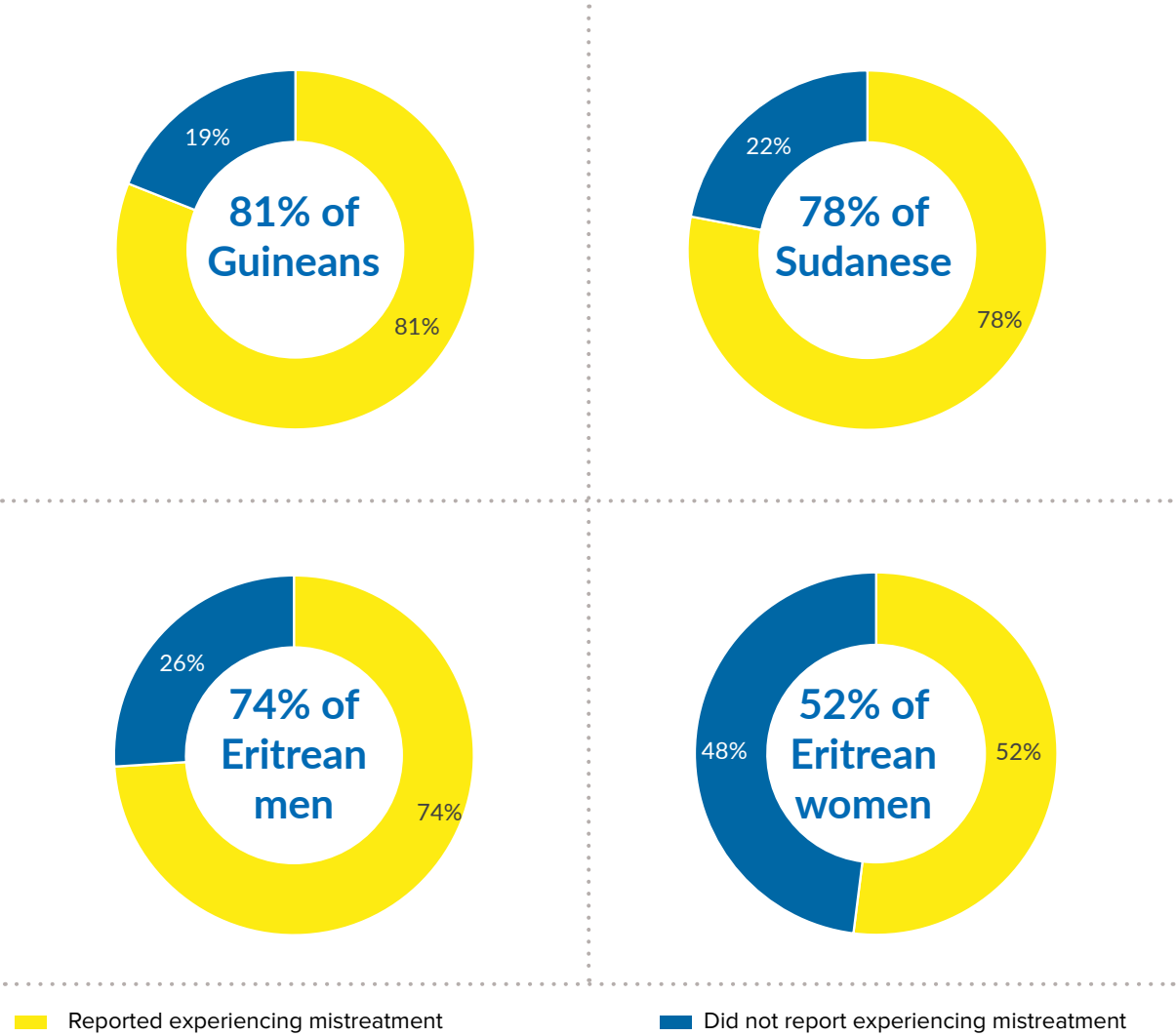
\* It was unclear from the testimony provided whether this occurred in an official detention centre or in an informal site where people are held against their will.

Figure 83: Experiencing abuse on the route (by gender)



Roughly equal proportions of male and female Eritreans mentioned multiple forms of abuse they had experienced including physical abuse; however, Eritrean women were more than five times as likely to have suffered sexual abuse on the route compared with Eritrean men. Male respondents from all three nationalities were more likely to have experienced labour exploitation (42 per cent of males; 2 per cent

Figures 84-87: Reported to have experienced mistreatment on the route



**75%** of all respondents reported they **EXPERIENCED MISTREATMENT ON THE ROUTE**

of females), and shooting or threat of shooting (14 per cent of males; 2 per cent of females).

Approximately two-thirds of respondents who passed through Libya provided detailed accounts of the abuse they experienced while in the country (64 per cent). This rate was lower for other countries including Sudan (15 per cent), Algeria (7 per cent), and Niger (4 per cent). There were also several reports of mistreatment in Mali, Egypt, Ethiopia, and Chad.

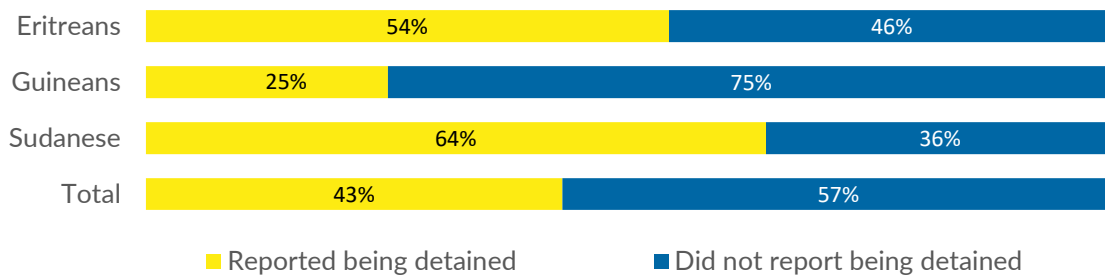
### Examples of food and water deprivation

*“They hit me day and night, they made us do hard labour and gave us virtually no food”* in Bani Walid

*“I was held together with about 600 other people. We were all starved”* in Tripoli

*“They did many things to us. They did not give us enough food or water to survive, they also beat us all over our bodies with rocks”* in Sabratha

**Figure 88: Held against will in a place (or detained)**



### Perpetrators of abuse

Respondents generally indicated that multiple perpetrators were involved in a given case of abuse. The most commonly cited perpetrators were gangs or armed elements (58 per cent of abuse incidents), particularly in Libya, where they were associated with 64 per cent of incidents of abuse reported. This was followed by smugglers (40 per cent), unknown persons (37 per cent), armed or security elements (31 per cent), and the host community (23 per cent). While armed or security elements were much less likely to be identified as the perpetrators of abuse in Libya, accounting for 11 per cent of abuse reported, in other countries along the route, including Sudan, they were identified as the perpetrators for 46 per cent of the incidents of abuse, while local officials accounted for 28 per cent.

Some Eritreans explained that they felt that they were more susceptible to abuse by smugglers; they connected this to the perception that Eritreans have strong networks of friends and family that can pool together resources to secure their release. Guineans, on the other hand, identified gangs and unknown persons as the more likely perpetrators, highlighting the dangers of ambush in some of the areas they cross along the routes from Guinea, while Sudanese respondents identified gangs and smugglers as the most common perpetrators of abuse.

### Abuse in Libya

Eighty-eight per cent of the incidents of abuse were reported to have occurred in Libya. Sixty-one per cent of all Eritrean respondents, 71 per cent of Guineans, and 71 per cent of Sudanese mentioned that they had experienced some form of abuse during their time in Libya. While many reported extreme conditions and hardship during their travel through the desert, most incidents of abuse took place in urban centres (60 per cent), particularly in a small number of Libyan cities: 21 per cent took place in Bani Walid, 17 per cent in Sabratha, 15 per cent in Tripoli, and 7 per cent in Sabha.



## Bani Walid

In total, 31 per cent of all respondents stated that they travelled through Bani Walid in northwestern Libya, a city that stands out as being one of the most dangerous places for refugees and migrants according to the findings of the profiling exercise. Eighty-four per cent of Sudanese respondents who travelled through the city reported having experienced abuse there.

Meanwhile, 50 per cent of Eritreans and 26 per cent of Guineans who travelled through Bani Walid also reported experiencing abuse there. Several sources indicate that refugees and migrants in Bani Walid are often held against their will, often for ransom or labour exploitation, sometimes for several months at a time, in extremely poor conditions, and with reports indicating severe food deprivation.<sup>46</sup>

The reported level of violence with which refugees and migrants are treated in Bani Walid was reflected in the profiling findings. Some 47 per cent respondents who travelled through Bani Walid (18 per cent of all respondents) mentioned that they were physically abused while in the city, including being beaten, tortured, and in one case being left in the desert. Further, 41 per cent of those who went through the city stated that they were deprived of food and 39 per cent were deprived of water; 31 per cent mentioned suffering emotional abuse; 13 per cent experienced extortion or were victim of some form of corruption; 13 per cent were forced to work against their will; and 8 per cent were shot at or threatened with shooting. One person was sexually abused in Bani Walid, while another person was forced to give blood or organs against their will.

Some respondents reported having been sold for labour and ransom and held against their will, which involved physical abuse, and deprivation of food and water. One 23-year-old Eritrean man who transited through Bani Walid recounted this experience, “They sold me to someone who hit me everywhere, treated me like a slave and gave me very little to eat. They would give me the phone to call my family to get them to pay money. Then they sold me to another person who promised to free me if I worked for him. He only gave us a sip of water a day.” Another 33-year-old Eritrean man reported that he was sold by the smuggler on arrival in Libya: “After I paid the truck driver, he sold me to another person who took me to his home

and treated me like a slave. They hit me and would only give me food once a day.”

The perpetrators of abuse in Bani Walid were more than three times as likely to be identified as armed or security elements (38 per cent) operating in the city compared with the Libya average of 11 per cent.

## Examples of labour exploitation

*“We were charged to do a lot of hard labour”* In Deb Deb, Algeria

*“We had to work all day without eating. When we finished working, they took out a gun and shot a person that had asked to be paid”* In Tripoli

*“I had to work to pay for my freedom”* In Sabratha

*“We were locked up in a prison. People would come and take us to work for them. While we were working they would beat us with batons, we were also forced to stay out in the sun”* In Tripoli

## Examples of extortion or corruption

*“They asked for money, if you didn’t give it to them they would not give you food or water”* Mali/Algeria border

*“They beat me every day until I paid US\$4,300”* In Bani Walid

*“I was imprisoned in Sabha. We were beaten every day and forced to call our parents to try to pay, if we paid they would free us and if not they were going to kill us”* In Sabha

Being kept a certain location against their will

Deprivation of water

Robbery or theft

# Physical abuse or violence

Deprivation of food

Emotional or psychological abuse

Extortion or corruption

While these figures represent individual accounts of the abuses experienced in Bani Walid, many respondents also cited violence and abuse they witnessed. Many of these testimonies concerned witnessing other people being killed, including specific references to people being shot by smugglers, tortured to death, and dying as a result of deprivation of food and water. Reports also included incidents where the fate of others remained unknown, “they would tie people up and throw them in the desert.”

## Sabha

Of all the people interviewed for this exercise, 25 per cent stated that they had passed through Sabha<sup>47</sup>, one of the first main cities refugees and migrants encounter in central Libya after crossing from Niger or southern Algeria. In 2017, reports emerged of thousands of refugees and migrants being sold in slave markets in Sabha and others being held for ransom.<sup>47</sup> Of those who reported transiting through Sabha, 20 per cent experienced abuse there; this was particularly high among Guineans.<sup>48</sup> Nearly all mentioned that they experienced physical abuse or violence, including being beaten every day, tortured, and being electrocuted, this was equivalent to 19 per cent of all people that travelled through Sabha, while some 13 per cent were subjected to labour exploitation.

Roughly a third of those who reported having experienced abuse in Sabha were deprived of food and/or water, while 8 per cent were victim of extortion. Four individuals reported that they were forced to give blood or organs against their will; and two people reported having been sexually abused. In addition, three respondents specifically reported being used as slaves. Six people stated that they were held and tortured for ransom, and forced to ask their family for money while being abused. One such case was a 24-year old Guinean man who reported, “Our driver sold me to a Libyan man who subjected me to forced slave labour and every kind of mistreatment for one month. He hit me all over my body. Every day he would call my parents to try to get them to pay.”

Respondents were more likely to mention that they did not know the identity of the perpetrator of abuse in Sabha (51 per cent) compared with the Libya average (39 per cent). Gangs were also mentioned more often.

### **Examples of being shot or threatened with shooting**

*“I was kidnapped, abused, threatened with a gun and robbed”* In Aziziya, close to Tripoli

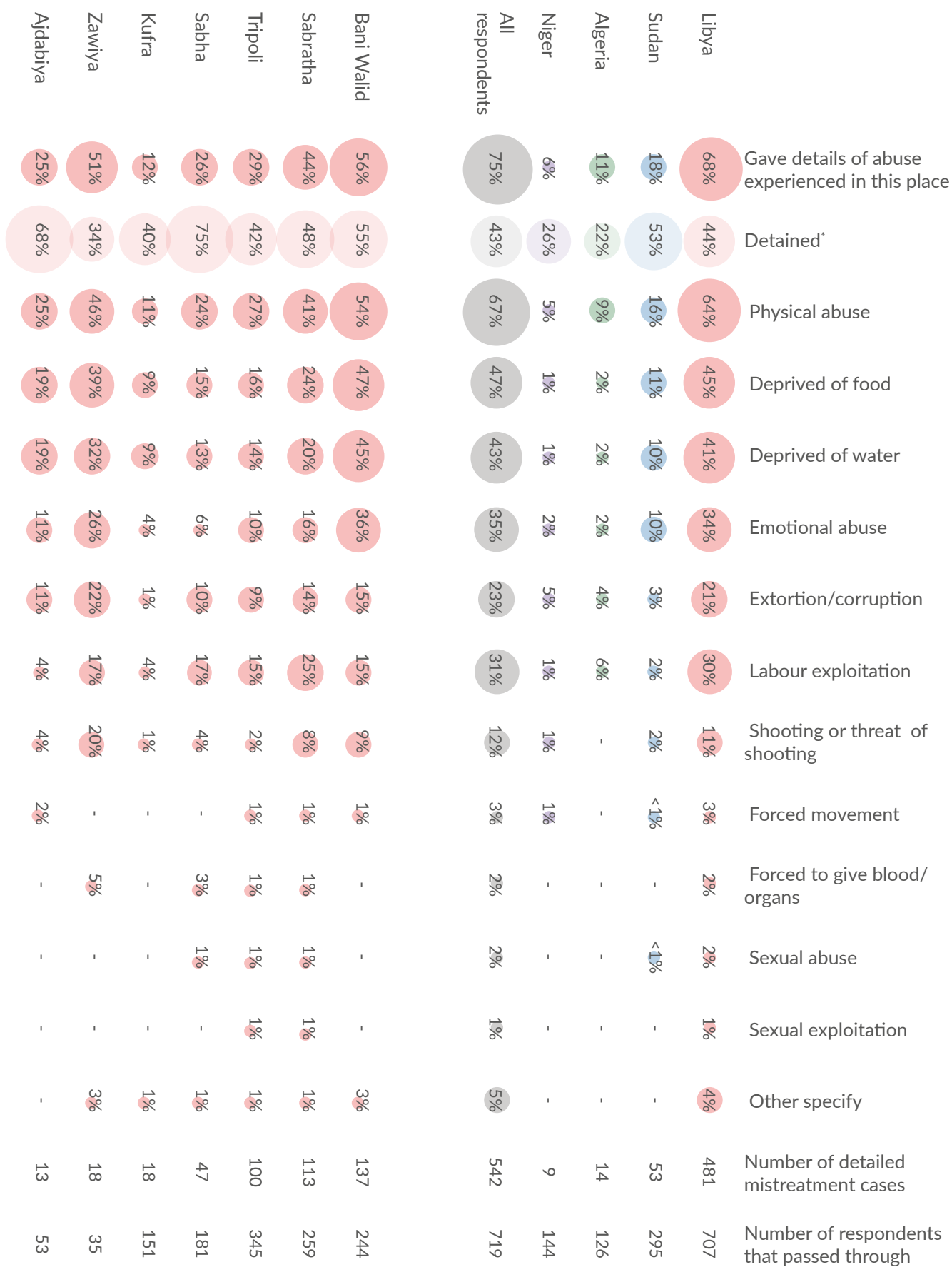
*“I was shot in the foot”* in Kufra

*“They were shooting all the people who tried to escape”* In Bani Walid

<sup>47</sup> This included 4 per cent of Eritrean respondents, 47 per cent of Guinean respondents and 22 per cent of Sudanese respondents.

<sup>48</sup> These figures of abuse are likely to be under-reported, see challenges and limitation section in the methodology for more details.

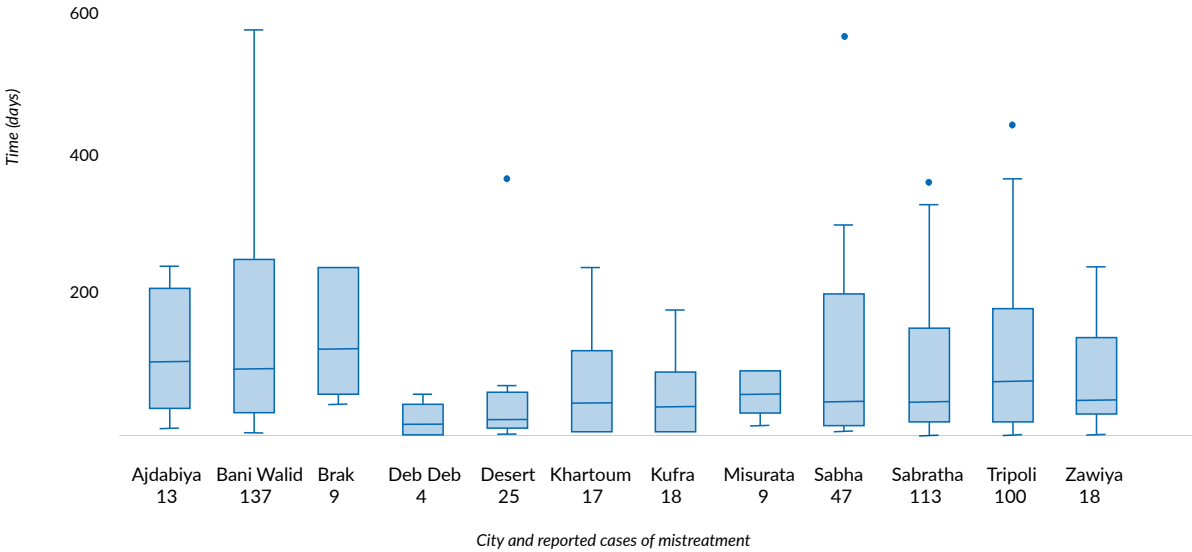
Figure 89: Type of mistreatment by people that passed through countries and cities on the route



\* With the exception of detention, respondents reported that the specific type of abuse occurred in the specific city. Information on detention was gathered from additional comments for those respondents that passed through the city. However, it is not clear from the data whether the detention occurred in that specific city or elsewhere on the route.

While most respondents specified the country in which the abuse occurred, some did not. Similarly, while many included information about the location at the city level, some respondents only mentioned the country.

**Figure 90: Duration spent sites of mistreatment**



**Sabratha**

A total of 35 per cent of respondents travelled through the northwestern coastal city of Sabratha\*, a key transit and trafficking hub in Libya, and one of the main departure points for refugees and migrants making the dangerous boat trip across the Mediterranean Sea to Italy. Thirty-three per cent of those who travelled through Sabratha reported having experienced physical abuse in the city, including having been beaten with rocks, tortured with water, electric shocks and burned. In addition, 19 per cent were deprived of food and 16 per cent were deprived of water, while 13 per cent experienced emotional abuse. One respondent explained, “I was imprisoned, forced to work, and was subjected to many kinds of abuse and mistreatment. They would humiliate us by calling us slaves.” Further, 20 per cent were forced to work against their will.

These testimonies also included four cases of sexual abuse and two cases of sexual exploitation, all involving Guinean males. Of those who claimed to have experienced sexual abuse, two were 18 years old, one was 19 and one was 21 years old at the time of the interview; those who experienced sexual exploitation were aged 21 and 23 years at the time of interview.

In Sabratha, the most commonly identified perpetrators of abuse were identified as gangs (50 per cent), however this was considerably less than the Libya average of 64 per cent.

*“I lost count of all the people that I saw die in Bani Walid”*  
 20-year-old man from Anseba, Eritrea

\* This included 17 per cent of Eritrean respondents, 56 per cent of Guinean respondents and 30 per cent of Sudanese respondents.

### **Examples of emotional or psychological abuse**

*“They sent a video of me being abused to my family”* In Sabratha

*“They would humiliate us by calling us slaves”* In Sabratha

*“They tried to rape my 16-year-old daughter”* In Tripoli

## **Tripoli**

Forty-seven per cent of respondents reported that they had travelled through Tripoli,<sup>\*</sup> the capital of Libya on the northwestern coast, on their way to Italy. Of the people that spent time in Tripoli, 23 per cent<sup>\*\*</sup> mentioned having experienced abuse in the city. Some 22 per cent of respondents stated that they were physically abused while in the city, including extreme violence, torture, and having been beaten with batons. Meanwhile, 13 per cent reported having been deprived of food, 11 per cent deprived of water, and 12 per cent were forced to work against their will. In addition, ten individuals reported having been shot at or threatened with being shot in Tripoli, and four people reported that they had been forced to give blood or organs against their will. Six individuals reported sexual abuse (1 per cent), including one Eritrean man and two Guinean men, and three individuals reported sexual exploitation.

In Tripoli, the perpetrators of abuse were less likely to be identified as gangs (51 per cent) or smugglers (23 per cent) compared with the Libya averages of 64 per cent and 44 per cent, respectively.

Eleven respondents specifically mentioned that they had witnessed other refugees and migrants being killed in Tripoli. This includes specific references to people dying of hunger, being tortured to death, as well as one person who was shot for refusing to work, and another woman who died during childbirth.

---

\* This included 32 per cent of Eritrean respondents, 57 per cent of Guinean respondents and 56 per cent of Sudanese respondents.

\*\* This included 17 per cent of Eritreans, 23 per cent of Guineans and 33 per cent of Sudanese.

# WITNESSING DEATH ON THE ROUTE

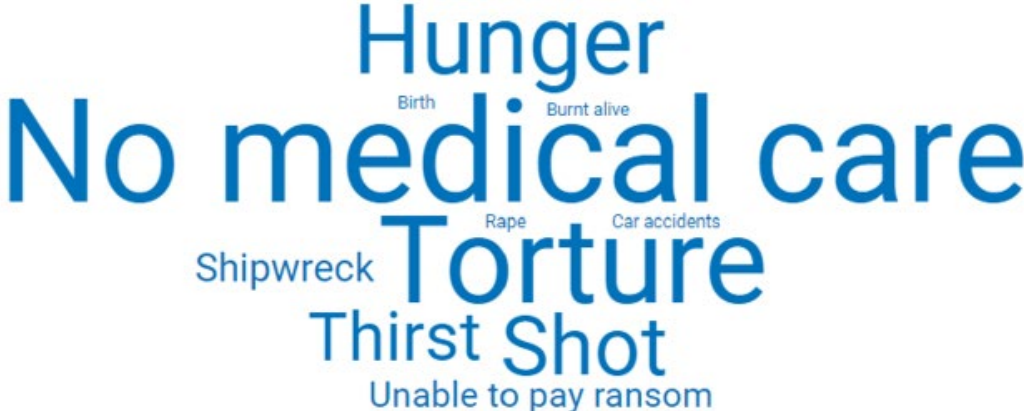
For many arriving on Italy's shores, the trauma endured along the route relates to the violence that they not only experienced directly, but also witnessed. This included witnessing violence, torture, and physical abuse, as well as numerous reports of witnessing others die. One 29-year-old Eritrean man who had been in detention in Ajdabiya, Libya, recounted the trauma resulting from his experience, "I saw seven people die. The saddest was that so many of them were children. I can't sleep now because they always come to my mind."

Although respondents were not explicitly asked about deaths they witnessed on the route, a high proportion provided detailed testimonies spontaneously. Some 44 per cent of respondents specifically mentioned that they had witnessed people die on the route, including 47 per cent of Eritreans; 47 per cent of Guineans; and 32 per cent of Sudanese. Because the question was not asked directly, the total proportion of arrivals who witnessed people dying on the route is likely to be higher.<sup>49</sup>

Among those who cited witnessing death along the route, 56 per cent identified a specific location. Roughly half of whom indicated that these incidents took place in Libya. Others stated that they witnessed people dying in the Sahara Desert, the Mediterranean Sea, Sudan, South Sudan, the Sinai, Algeria, and Ethiopia. Many of those who witnessed people dying or being killed in Libya stated that this was often in detention, while others stated that this took place while travelling.

Respondents attributed the causes of death they witnessed to various factors depending on their location. Many cited lack of food and water, particularly those who reported these experiences in the desert; while others reported that food and water deprivation and the absence of medical care were also the cause of death witnessed while in detention in Libya. Respondents recounted testimonies of torture and abuse in detention in Libya resulting in 'dozens of deaths', including of family members and friends, children, and pregnant women. Other accounts involved people being shot, with one report of witnessing an execution of "people lined up, stripped naked, blindfolded and killed one-by-one". Some respondents recounted witnessing shipwrecks where a number of respondents reported having witnessed as many as 200 people die. Sexual abuse resulting in death was also reported by some, with one recounting the experience of witnessing a girl commit suicide to avoid rape and another reporting the rape and torture of a pregnant woman who later died.

Figure 91: Types of deaths witnessed on the route (by number of respondents) \*



\*.This is based on the specific comments provided spontaneously by respondents. It is based on the estimated number of deaths that the respondents witnessed disaggregated by each cause.

# CONCLUSIONS

The findings of this profiling exercise provide a number of significant insights into the main factors pushing three different nationality groups, with all of the nuanced variance in their demographics and socio-economic backgrounds, to leave three very different contexts. They provide important links between motivations for departure and the main considerations driving the decisions on their intended destinations. While this report is not intended to provide a comparative analysis of the findings, one area of commonality was the record of numerous testimonies of indiscriminate abuse experienced by all three nationalities—Eritreans, Sudanese, and Guineans— on the route to Italy, most notably in Libya.

While most Sudanese arrivals reported originating from the conflict affected region of Darfur, they do not apply for asylum in Italy at high rates, representing only just below 3 per cent of all applications lodged by Sudanese in the European Union. Instead, Sudanese arrivals usually move onward to other European countries such as France, and the United Kingdom where they tend to apply for asylum at much higher rates. Sudanese respondents indicated that they chose those destinations specifically for education opportunities and language reasons.

Nearly all Eritreans stated that they left Eritrea to avoid military conscription (including women), usually aiming to reach Europe where 69 per cent had family living, in most cases siblings or parents. In spite of this factor, Eritreans tend to first seek refuge in camps in Ethiopia and/or Sudan after departing from Eritrea before moving onward, citing lack of adequate services and no change in their situation. This is of particular significance as Eritreans are often well-informed about the risks associated with the journey, yet decide to embark on it.

Ninety per cent of Guinean sea arrivals to Italy are aged 25 years or younger. The majority are single males leaving Guinea for various reasons, including a claimed fear of discrimination or persecution, family disputes, and conflict. When leaving Guinea, one in five Guineans cited a country in North Africa as their intended destination, as they believed that this is where they would have the greatest economic opportunities. While only a small percentage of Guinean women arrive by sea to Italy, 4 of the 5 interviewed for this profiling exercise indicated that they had experienced sexual abuse or exploitation along the route.

In total, 6 per cent of all female respondents and 1 per cent of all male respondents stated that they experienced sexual abuse or exploitation.\* Seventy-five per cent of respondents taking part in the profiling exercise reported having experienced abuse along the route, nearly all involving physical abuse.

---

\* Among Guinean respondents, 4 out of 5 women reported sexual abuse or exploitation, while with Eritreans, 4 out of 88 women reported sexual abuse or exploitation. **Given sensitivities around reporting sexual abuse, actual rates are likely to be significantly higher.**



Libya, the final point where the majority of sea arrivals converged before crossing to Italy, stands out as the country where most of these reported abuses took place, with 65 per cent of those having transited through Libya reporting to have experienced some form of abuse there. This included being held against their will in very poor conditions and deprived of food and water, being sold into slavery, as well as emotional and psychological abuse.

These findings highlight the need for strengthened protection systems in countries of first asylum and transit, and for improved availability of information about these systems, as well as greater awareness on the risks associated with the journey and imposed by smugglers.

While only adults were interviewed as part of the profiling exercise, it is important to note that some of those interviewed were minors when they left their country of origin, highlighting a need for identification and targeted support to respond to the needs of young adult arrivals who, as children on the move, were more vulnerable to exploitation and abuse.

The findings of this exercise underscore the need for nationality-specific research on refugee and migrant arrivals. This report and the underlying dataset contribute to a stronger evidence base that can guide the programmes and policies of Governments, UNHCR, and other humanitarian organisations.



*Sub-Saharan asylum seekers sleep on the deck of Italian Coast Guard ship Luigi Dattilo after being rescued in a night operation in the Mediterranean. Most who were rescued described scenes of horrific abuse, including torture, forced labour, beatings and kidnappings while staying in Libya.*  
Photo by: UNHCR/ Bela Szandelszky

# ACKNOWLEDGEMENTS

The profiling exercise was at times a difficult process. It involved hundreds of detailed discussions with refugees and migrants about the often traumatic experiences they had been through both in their country of origin and on the route. I would like to extend my profound gratitude to the 921 Eritrean, Guinean and Sudanese men and women who took the time to share their stories with us. Special thanks also go to the 11 interviewers and two coordinators based in Rome and Milan who worked tirelessly for months to collect the information.

The exercise would not have been possible without the support of large team of colleagues from CeSPI and UNHCR (including colleagues from the Italy office, Africa Bureau, Europe Bureau, MENA Bureau, Sudan office and Office of the Special Envoy for the Central Mediterranean Situation).

Stephanie Matti  
Regional Profiling Coordinator  
UNHCR

# ANNEX I: QUESTIONNAIRE

ENUMERATOR TO FILL BEFORE INTERVIEW		
0.1	Date	
0.2	Who is conducting this survey? Enumerator to fill. (Answer type: select_one)	
0.3	Province of interview	
0.4	Municipality	
0.5	Type of centre/place:	1 Temporary centre (CAS) 2 Informal site 3 First-line reception centre (former CARA/CP PSA) 4 Second line reception centre (SPRAR) 96 Other (specify)
0.6	Name of centre/place:	
<p>Hi, how are you? Let me introduce myself: I am _____ and I am working for CeSPI a research institute based in Italy. We are collecting information that will help UNHCR better understand the situation of persons leaving their countries and arriving to Italy. You have been randomly selected (by chance) to participate in this study, but you decide whether you want to participate or not. Let me explain a bit more: We would like to ask you about yourself and your trip. You can skip any question you don't want to answer. It will take 30-40 minutes. We will not ask you for any personal data that might identify you, and we will not register any such data. Your answers will be anonymous and confidential. We will use the information you provide to produce a report describing the overall situation. This is not a registration nor an application for asylum. Your participation will not affect your administrative situation or the assistance received. You can decline to participate and that is absolutely okay. We may be asking you about what happened to you during your trip to Europe. We won't ask you many details about it, but, we are trying to understand better what happens to people on these journeys so we can better address their needs. If you feel uncomfortable with these questions at any point, we can move on or stop the interview. This is not a problem at all. Please just let me know.</p> <p>Read/explain respondent before each interview:</p>		
1 SURVEY		
1.1	Are you willing to respond to some questions? If no, finish questionnaire	1 No (end survey) 2 Yes
1.2	How old are you? If age unknown and date of birth used instead, please calculate and enter age.	
1.3	When did you arrive on Italian territory?	mm/yyyy
1.4	Did this person arrive on Italian territory in the past year? Enumerator to fill. (Answer type: select_one)	1 No (end survey) 2 Yes
1.5	What is your nationality?	Country list
1.6	Did you ever have any of the following documents from this country? PROMPT. (Answer type: select_one)	1 National identification card 2 Passport of this country 3 None of these 97 Don't know 98 Prefer not to say
1.7	Other nationality?	Country list (if none SKIP to 1.9)
1.8	If yes, did you ever have any of the following documents from this country? PROMPT. (Answer type: select_one)	1 National identification card 2 Passport of this country 3 None of these 97 Don't know 98 Prefer not to say
1.9	Is the first nationality you mentioned the country you lived in for the longest?	1 Yes (SKIP to 1.15) 2 No, I have lived there but lived somewhere else longer 3 No, I have never lived there 98 Prefer not to say (SKIP to 1.15)
1.10.	What is your country of birth?	Country list
1.11	How old were you when you left your country of birth? Do NOT prompt. (Answer type: integer)	

1.12	What were the main reasons you left your country of birth?	
1.13	What was the country in which you lived the longest? Do NOT prompt. (Answer type: select_one)	Country list
1.14	Did you have any of the following documents the place you lived the longest? PROMPT. (Answer type: select_multiple)	1 National identification card 2 Passport of this country 3 Refugee document/IDP camp document/asylum claim document 4 Temporary residency 5 Permanent residency 6 Study permit 7 Work permit 8 None of the above 97 Don't know 98 Prefer not to say
1.15	What is the place that you lived the longest? Please specify region:	
1.16	Please specify town/village:	
1.17	When did you arrive at this location? Do NOT prompt. (Answer type: date)	mm/yyyy
<b>2 DEMOGRAPHICS</b>		
2.1	Sex of respondent:	1 Male 2 Female
2.2	What is your marital status? PROMPT. (Answer type: select_one)	1 Single/no partner (SKIP to 2.4) 2 Engaged 3 Married 4 Long-term partner (but not married) 5 Divorced (SKIP to 2.4) 6 Separated (SKIP to 2.4) 7 Widowed (SKIP to 2.4) 97 Don't know (SKIP to 2.4) 98 Prefer not to say (SKIP to 2.4)
2.3	Where is your partner/spouse/fiancée currently? Do NOT prompt. (Answer type: select_one)	1 With respondent 2 In respondent's country of nationality 3 Elsewhere in Italy 4 Elsewhere in Europe (specify) 5 No longer alive 96 Other (specify) 97 Don't know 98 Prefer not to say
2.4	Do you have any young children (under 18 years)? If yes, how many? If no children then write 0. (Answer type: integer)	(if 0, SKIP to 2.6)
2.5	Where are they currently?	1 With respondent 2 In respondent's country of nationality 3 Elsewhere in Italy 4 Elsewhere in Europe (specify) 5 No longer alive 96 Other (specify) 97 Don't know 98 Prefer not to say
2.6	Do you have siblings or parents currently living elsewhere in Europe? Do NOT prompt. (Answer type: select_multiple)	1 No (SKIP to 2.8) 2 Yes, siblings 3 Yes, parents 4 Yes, adult children 4 Yes, other relatives (not parents, siblings, children or partner) 97 Don't know (SKIP to 2.8) 98 Prefer not to say (SKIP to 2.8)
2.7	What country are they in currently?	Country list
2.8	Do you have a serious medical condition or particular need for health assistance at the moment? PROMPT. (Answer type: select_one)	1 No 2 Yes (chronic health issue) 3 Yes (acute, developed in last 2 weeks) 4 Pregnant 5 Lactating 97 Don't know 98 Prefer not to say

2.9	What is your ethnicity?	
2.10.	Do you consider yourself as belonging to a religion or religious denomination? If yes, which one? Do NOT prompt. (Answer type: select_one)	1 None 2 Muslim 8 Christian 13 Jewish 14 Buddhist 15 Animist 96 Other (specify) 97 Don't know 98 Prefer not to say
2.11	What is the highest level of education you have completed? Do NOT prompt. (Answer type: select_one)	1 None 2 Primary 3 Lower Secondary 4 Upper Secondary/ Vocational 5 Tertiary (Bachelors/Masters) 6 Postgraduate (PhD/PostDoc) 7 Madrassa/Islamic/Koranic school 97 Don't know 98 Prefer not to say
2.12	What was your main sector of occupation?	
2.13	What was your employment status immediately before leaving the place you lived the longest? Do NOT prompt. (Answer type: select_one)	1 Employed - salaried 2 Daily labour 3 Self employed 4 Unemployed 5 Student 6 Retired
<b>3 ROUTE</b>		
3.1	When did you last leave the country you lived in for the longest?	mm/yyyy
3.2	What was the next country that you went to?	
3.3	What were the main cities/towns you passed through in this country?	
3.4	How long did you stay in this country?	1 Less than 1 day 2 1 day to 1 month (<1 month) 3 1 month to 3 months (<3 months) 4 3 months to 6 months (<6 months) 5 6 months to 1 year (<1 year) 6 1 year to 2 years (<2 years) 7 More than 2 years 97 Don't know 98 Prefer not to say (1, 2, 3, 4, 97, 98 SKIP to next country)
3.5	What is the town/city you where you stayed the longest while in this country?	
3.6	Was this a camp run by a Government, United Nations or other humanitarian agency? Do NOT prompt. (Answer type: select_one)	1 No 2 Yes (FILL 3.6 questions) 97 Don't know 98 Prefer not to say
	Fill for each camp	
3.6.1	Name of camp:	
3.6.2	How long did you spend in this camp? Do NOT prompt. (Answer type: select_one)	1 Less than 1 day 2 1 day to 1 month (<1 month) 3 1 month to 3 months (<3 months) 4 3 months to 6 months (<6 months) 5 6 months to 1 year (<1 year) 6 1 year to 2 years (<2 years) 7 More than 2 years 97 Don't know 98 Prefer not to say
3.6.3	What were the main reasons you left this camp? Up to 3 answers. Do NOT prompt. (Answer type: select_multiple)	1 Insufficient services 2 Violence/insecurity 3 No change in situation 4 Wanted to go elsewhere 96 Other (specify) 97 Don't know 98 Prefer not to say

3.6.4	Did you have any of the following documents for this country? PROMPT. (Answer type: select_multiple)	1 National identification card 2 Passport of this country 3 Refugee document/IDP camp document/ asylum claim document 4 Temporary residency 5 Permanent residency 6 Study permit 7 Work permit 8 None of the above 97 Don't know 98 Prefer not to say
	Fill 3.7 questions if stayed more than 6 months in place	
3.7.1	What was the main reason for stopping in _____ [name of place]?	
3.7.2	Did you have any of the following documents for this country? PROMPT. (Answer type: select_multiple)	1 National identification card 2 Passport of this country 3 Refugee document/IDP camp document/ asylum claim document 4 Temporary residency 5 Permanent residency 6 Study permit 7 Work permit 8 None of the above 97 Don't know 98 Prefer not to say
3.7.3	Did you work in this place? PROMPT. (Answer type: select_one)	1 No (did not try) 2 No (tried) 3 Yes (salaried employment) 4 Yes (daily labour) 5 Yes but not paid 97 Don't know 98 Prefer not to say
3.7.4	If yes, what was your main sector of occupation in this place	
3.7.5	Did you have access to healthcare in ____ [name of place] if required? Do NOT prompt. (Answer type: select_one)	1 Yes with no difficulty 2 Yes with difficulty 3 No access 4 Did not try to access healthcare 5 Prefer not to say
3.7.6	What is the main reason you left this country?	
3.8	What was the next country that you went to?	If not Italy, then complete from 3.1
<b>4 COUNTRY YOU LIVED LONGEST and INTENDED DESTINATIONS</b>		
4.1	What was the main reasons you left the country you lived the longest?	
4.2	When you left your place you lived longest, where did you intend to go to live in that moment?	
4.3	What is the primary reason you chose this destination?	
4.4	And now, in the current situation, where do you intend to go?	
4.5	What are the main reasons you chose this destination?	
4.6	What are the main reasons you want to stay in Italy?	
4.7	Who chose for you?	
4.8	Is current intended destination different to destination at departure?	1 No (SKIP to 5) 2 Yes 97 Don't know (SKIP to 5) 98 Prefer not to say (SKIP to 5)
4.9	Why did you change your intended destination?	
<b>5 PRIOR DISPLACEMENT and MOVEMENTS</b>		
5.1	Before this trip, did you ever apply for a visa for Europe, Canada, the US or Australia?	1 No (SKIP to 8) 2 Yes 97 Don't know (SKIP to 8) 98 Prefer not to say (SKIP to 8)
5.2	To what countries?	

5.3	What type of visa did you apply for? Do NOT prompt. (Answer type: select_one)	1 Work visa 2 Student visa 3 Family reunion visa 96 Other (specify) 97 Don't know 98 Prefer not to say
5.4	Was your visa request approved? Do NOT prompt. (Answer type: select_one)	1 No (SKIP to 8) 2 Yes 97 Don't know (SKIP to 8) 98 Prefer not to say (SKIP to 8)
5.5	Please provide details of what happened after visa was approved:	
<b>6 COMMUNICATIONS</b>		
6.1	Did you have a phone on the route? PROMPT. (Answer type: select_multiple)	1 Never had a phone 2 Had a phone but it was stolen/lost on the route 3 Had a phone on the route 97 Don't know 98 Prefer not to say
6.2	Before and during the journey, what was your main source of information about the route and potential risks? Do NOT prompt. (Answer type: select_one)	1 No information (SKIP to 6.6) 2 Friends in origin 3 Family in origin 4 Friends abroad 5 Family abroad 6 Smugglers 7 UNHCR 8 Other humanitarian organisations 9 Government personnel 10 News/press 96 Other (specify) 97 Don't know 98 Prefer not to say
6.3	What was the main way that you received this information? Select up to 2 options. Do NOT prompt. (Answer type: select_multiple)	1 Speaking face-to-face 2 Speaking over the phone (CONTINUE to 6.5 ALL OTHER SKIP to 6.6) 3 Radio 4 Television 5 Internet 6 Social media (including facebook) (CONTINUE to 6.4 ALL OTHER SKIP to 6.6) 96 Other (specify) 97 Don't know 98 Prefer not to say
6.4	Having completed the journey, how accurate do you think information provided on social media was? Do NOT prompt. (Answer type: select_one)	1 A full accurate description 2 Some details withheld 3 Alternative story provided 4 No information shared 96 Other (specify)
6.5	Having completed the journey, how accurate do you think information provided over the phone was? Do NOT prompt. (Answer type: select_one)	1 A full accurate description 2 Some details withheld 3 Alternative story provided 4 No information shared 96 Other (specify)
6.6	Before leaving the place you lived longest, did you have information on the asylum process in Europe? Do NOT prompt. (Answer type: select_one)	1 No 2 Yes 97 Don't know 98 Prefer not to say
6.7	Have you communicated any information about risks on the route to friends or family? Do NOT prompt. (Answer type: select_one)	1 No (not planning to) (SKIP to 6.11) 2 No (but planning to) (SKIP to 6.11) 3 Yes (with many friends/family) 4 Yes (with limited number of friends/family) 96 Other (specify) 97 Don't know (SKIP to 6.11) 98 Prefer not to say (SKIP to 6.11)

6.8	How did you communicate this information? Do NOT prompt. (Answer type: select_multiple)	1 Speaking face-to-face 2 Speaking over the phone (CONTINUE to 6.9 ALL OTHER SKIP to 6.11) 3 Radio 4 Television 5 Internet 6 Social media (including facebook) (CONTINUE to 6.10 ALL OTHER SKIP to 6.11) 96 Other (specify) 97 Don't know 98 Prefer not to say
6.9	How accurately do you think you portrayed information about the route over the phone? Do NOT prompt. (Answer type: select_one)	1 A full accurate description 2 Some details withheld 3 Alternative story provided 4 No information shared 96 Other (specify)
6.10.	How accurately do you think you portrayed information about the route over social media? Do NOT prompt. (Answer type: select_one)	1 A full accurate description 2 Some details withheld 3 Alternative story provided 4 No information shared 96 Other (specify)
6.11	Based on the information you received, did you ever change your planned route to avoid certain countries or areas? Do NOT prompt. (Answer type: select_one)	1 No (SKIP to 9) 2 Yes 97 Don't know (SKIP to 9) 98 Prefer not to say (SKIP to 9)
6.12	In which country was the area you changed your route to avoid? Do NOT prompt. (Answer type: select_multiple)	Country list
<b>7 NATIONALITY CLASSIFICATION, ASYLUM and UNHCR</b>		
7.1	Since arriving in Europe, have the authorities classified you as coming from a nationality different from your own? Do NOT prompt. (Answer type: select_one)	1 No (SKIP to 7.4) 2 Yes 97 Don't know (SKIP to 7.4) 98 Prefer not to say (SKIP to 7.4)
7.2	What did they think your nationality was? Do NOT prompt. (Answer type: select_one)	Country list
7.3	What was the authority that incorrectly identified your nationality? Do NOT prompt. (Answer type: select_multiple)	
7.4	Did you ever try seeking asylum before arriving in Italy? Do NOT prompt. (Answer type: select_one)	1 No (SKIP to 7.12) 2 Yes 97 Don't know (SKIP to 7.12) 98 Prefer not to say (SKIP to 7.12)
7.5	How many times?	
7.6	Fill for each asylum application	
7.7	Where were you when you applied?	Country list
7.8	What was the result? Do NOT prompt. (Answer type: select_one)	1 Rejected 2 Granted asylum but not resettlement 3 Granted asylum and resettlement 4 Result was still pending 96 Other (specify) 97 Don't know 98 Prefer not to say
7.9	Did you experience any particular challenges in applying for asylum? Do NOT prompt. (Answer type: select_multiple)	1 No challenges 2 Process took too long 3 Did not understand asylum process 4 Did not have the correct documents 5 Resettlement position given to someone else 6 Asked for bribes/corruption 96 Other (specify) 97 Don't know 98 Prefer not to say
7.10.	Please give details of town/city where this occurred? Do NOT prompt. (Answer type: text)	



7.11	UNHCR in Italy is trying to learn more about such cases in order to improve the services it provides people in need. Would you be willing to talk with someone from UNHCR further? If so, can I arrange for someone from the UNHCR team to come talk to you about this further? Do NOT prompt. (Answer type: select_one)	1 No 2 Yes 97 Don't know 98 Prefer not to say
7.12	And now, in the current situation, have you sought or do you intend to seek asylum? Do NOT prompt. (Answer type: select_one)	1 Yes, I have sought asylum in Italy (CONTINUE to 7.13, all others SKIP to 7.14) 2 Yes, I am considering seeking asylum in Italy 3 Yes, I am considering seeking asylum in another country (specify) 4 No 97 Don't know 98 Prefer not to say
7.13	Have you applied for resettlement?	1 No 2 Yes 97 Don't know 98 Prefer not to say
<b>8 TRIP LOGISTICS</b>		
8.1	Did you ever contact someone to help organise your trip (e.g. smuggler etc)? Do NOT prompt. (Answer type: select_one)	1 No (organised independently) 2 Yes (organised whole trip as a package to destination) 3 Yes (organised trip step-by-step) 96 Other (specify) 97 Don't know 98 Prefer not to say
8.2	What is the main reason you organised your trip this way? Do NOT prompt. (Answer type: select_one)	1 Less dangerous 2 Better chance of success 3 Common practice 4 I did not make the choice 5 Friends and family recommended this way 96 Other (specify) 97 Don't know 98 Prefer not to say
8.3	In what country did you first contact someone to help organise the trip? Do NOT prompt. (Answer type: select_one)	Country list
8.4	What has been the total cost of the journey so far? If no cost then 0. Do NOT prompt. (Answer type: text)	If 0, SKIP to 8.6
8.5	What currency?	1 CFA 2 Egyptian pound 3 Eritrean Nakfa 4 Euro 5 Libyan dinar 6 Sudanese pound 7 USD 96 Other (specify)
8.6	How much did you pay at the beginning of the journey? If no cost then 0. Do NOT prompt. (Answer type: text)	If 0, SKIP to 8.8
8.7	What currency?	1 CFA 2 Egyptian pound 3 Eritrean Nakfa 4 Euro 5 Libyan dinar 6 Sudanese pound 7 USD 96 Other (specify)
8.8	Do you still have outstanding repayments to the trip organisers? Do NOT prompt. (Answer type: select_one)	1 No 2 Yes 97 Don't know 98 Prefer not to say

8.9	<p>What is the main way that you raised money at the beginning? Do NOT prompt. (Answer type: select_one)</p> <p>If total cost more than 0</p>	<p>1 Personal savings 2 Selling property 3 Incurring debt/taking loan 4 Relatives/friends at origin 5 Relatives/friends abroad 6 Work on the route 7 Occasional services/favours in exchange for help/money 96 Other (specify) 97 Don't know 98 Prefer not to say</p>
8.10	<p>What is the main way that you raised money on the route? Do NOT prompt. (Answer type: select_one)</p> <p>If total cost more than 0</p>	<p>1 Personal savings 2 Selling property 3 Incurring debt/taking loan 4 Relatives/friends at origin 5 Relatives/friends abroad 6 Work on the route 7 Occasional services/favours in exchange for help/money 96 Other (specify) 97 Don't know 98 Prefer not to say</p>
<b>9 MISTREATMENT</b>		
9.1	<p>Considering all these places that you consider part of the journey to Italy... Did you experience any violence, mistreatment, or other forms of abuse in any of these countries? Do NOT prompt. (Answer type: select_one)</p>	<p>1 No (SKIP to 12) 2 Yes 97 Don't know (SKIP to 12) 98 Prefer not to say (SKIP to 12)</p>
9.2	<p>Can I ask you more about these experiences? Remember that you are able to stop at any time or not answer a question if you prefer not to. I remind you that this information will be kept confidential and your name will not be taken. The information you provide will help to inform the policies and advocacy of international organisations including UNHCR</p>	<p>1 No (SKIP to 12) 2 Yes</p>
9.3	<p>What was the place on your route where you experienced the most violence, mistreatment or abuse during your journey? Do NOT prompt. (Answer type: select_one)</p>	<p>1 Settlement/city/town (specify) 2 Border crossing (specify country to and from) 3 On route sea (specify country to and from) 4 On route land (specify country to and from) 96 Other (specify) 97 Don't know 98 Prefer not to say</p>
9.4	<p>Add any other details about this place: Do NOT prompt. (Answer type: text)</p>	
9.5	<p>How long did you stay in this place/bordercrossing/route? In days.</p>	
9.6	<p>If it is okay, can you tell me what type of mistreatment or abuse did you suffer in this place?</p>	
9.7	<p>If it is okay, could you tell me who mistreated you in this way?</p>	
9.8	<p>Did you have access to healthcare in ____ [name of place] if required? Do NOT prompt. (Answer type: select_one)</p>	<p>1 Yes with no difficulty 2 Yes with difficulty 3 No access 4 Did not try to access healthcare 5 Prefer not to say</p>
9.9	<p>Was there a second place where you experienced mistreatment? Do NOT prompt. (Answer type: select_one)</p>	<p>1 No 2 Yes (REPEAT mistreatment questions for second and third place) 97 Don't know 98 Prefer not to say</p>
<b>10 RETURN INTENTIONS</b>		
10.1	<p>During your journey, did you ever consider returning to your place of origin? Do NOT prompt. (Answer type: select_one)</p>	<p>1 No (SKIP to 10.3) 2 Yes (to place of nationality) 3 Yes (to place of habitual residence) 4 Yes (to place of first asylum) 97 Don't know (SKIP to 10.3) 98 Prefer not to say (SKIP to 10.3)</p>

10.2	What country were you in at the time? Do NOT prompt. (Answer type: select_one)	Country list
10.3	What was the main reason you wanted to return?	
10.4	Would you ever consider returning to your place of nationality/place you lived longest in the future if the situation there was different? Do NOT prompt. (Answer type: select_one)	1 No (SKIP to 14) 2 Yes (to place of nationality) 3 Yes (to place of habitual residence) 4 Yes (to place of first asylum) 97 Don't know (SKIP to 14) 98 Prefer not to say (SKIP to 14)
10.5	What conditions would have to be met for you to consider returning?	
<b>11 INFORMATION BY INTERVIEWER AFTER INTERVIEW</b>		
11.1	Any relevant details (specify):	
11.2	Any relevant details (specify):	
<p>Final note for survey Thank you very much for your contribution. The answers you have provided will help us better understand the situation of persons arriving to Italy, in order to be able to provide better assistance. As I said before, all the information you gave me will remain anonymous. I wish you all the best.</p>		
<p>Interviewer's comments Please note any interruptions, confidentiality issues and any other relevant comment about the interview. (Answer type: text)</p>		

# ANNEX II: ENDNOTES

- 1 UNHCR. 11 January 2018. Italy: Sea Arrivals Dashboard – January to December 2017. Available at: <https://data2.unhcr.org/en/documents/download/61547>.
- 2 UNHCR. 11 January 2018. Italy: Sea Arrivals Dashboard – January to December 2017. Available at: <https://data2.unhcr.org/en/documents/download/61547>.
- 3 UNHCR. September 2017. Desperate Journeys: January to September 2017 Update. Available at: <https://reliefweb.int/sites/reliefweb.int/files/resources/60865.pdf> p.1.
- 4 UNHCR. 11 January 2018. Italy: Sea arrivals dashboard. Available at: [https://data2.unhcr.org/en/documents/download/61547\\_p.2](https://data2.unhcr.org/en/documents/download/61547_p.2)
- 5 Ministry of Interior. 2018. Dati asilo 2016 – 2017. Available at: [http://www.libertaciviliimmigrazione.dlci.interno.gov.it/sites/default/files/allegati/dati\\_asilo\\_2017\\_.pdf](http://www.libertaciviliimmigrazione.dlci.interno.gov.it/sites/default/files/allegati/dati_asilo_2017_.pdf) p.1.
- 6 Ministry of Interior. 31 December 2017. Cruscotto statistico giornaliero. Available at: [http://www.libertaciviliimmigrazione.dlci.interno.gov.it/sites/default/files/allegati/cruscotto\\_statistico\\_giornaliero\\_31-12-2017.pdf](http://www.libertaciviliimmigrazione.dlci.interno.gov.it/sites/default/files/allegati/cruscotto_statistico_giornaliero_31-12-2017.pdf) p.3.
- 7 Based on figures from the Italian Ministry of Interior and UNHCR estimates. All figures are provisional and subject to change. Cited in UNHCR. 11 January 2018. Italy: Sea arrivals dashboard. Available at: [https://data2.unhcr.org/en/documents/download/61547\\_p.2](https://data2.unhcr.org/en/documents/download/61547_p.2); UNHCR. 2 February 2017. Refugee and Migrants Sea Arrivals in Europe. Available at: [https://data2.unhcr.org/en/documents/download/53447\\_pp.2](https://data2.unhcr.org/en/documents/download/53447_pp.2), 6; and UNHCR. 22 February 2016. Europe Refugees and Migrants Emergency Response: Nationality of arrivals to Greece and Spain January to December 2015. Available at: [https://data2.unhcr.org/en/documents/download/53447\\_pp.2](https://data2.unhcr.org/en/documents/download/53447_pp.2), 6.
- 8 Ministry of Interior. 2018. Dati asilo 2016 – 2017. Available at: [http://www.libertaciviliimmigrazione.dlci.interno.gov.it/sites/default/files/allegati/dati\\_asilo\\_2017\\_.pdf](http://www.libertaciviliimmigrazione.dlci.interno.gov.it/sites/default/files/allegati/dati_asilo_2017_.pdf) p.1.
- 9 UNHCR. 11 January 2018. Italy: Sea Arrivals Dashboard – January to December 2017. Available at: <https://data2.unhcr.org/en/documents/download/61547>.
- 10 Ministry of Interior. 2018. Dati asilo 2016 – 2017. Available at: [http://www.libertaciviliimmigrazione.dlci.interno.gov.it/sites/default/files/allegati/dati\\_asilo\\_2017\\_.pdf](http://www.libertaciviliimmigrazione.dlci.interno.gov.it/sites/default/files/allegati/dati_asilo_2017_.pdf) p.2.
- 11 IRIN, For Eritreans, Egypt is the new route to Europe, 6 June 2016. Available at: <http://www.irinnews.org/feature/2016/06/06/eritreans-egypt-new-route-europe>
- 12 In 2015, the European Commission established the relocation programme as a responsibility sharing mechanism to assist Greece and Italy with the large number of refugees and migrants arriving to their shores. Eligibility for the scheme was limited to asylum-seekers from countries with EU-wide average recognition rates of more than 75 per cent. Eligible asylum-seekers were accepted into the relocation programme until 26 September 2017. More information available at: <https://www.easo.europa.eu/operational-support/hotspot-relocation/relocation/questions-and-answers-relocation>
- 13 Ministry of Interior. 31 December 2017. Cruscotto statistico giornaliero. Available at: [http://www.libertaciviliimmigrazione.dlci.interno.gov.it/sites/default/files/allegati/cruscotto\\_statistico\\_giornaliero\\_31-12-2017.pdf](http://www.libertaciviliimmigrazione.dlci.interno.gov.it/sites/default/files/allegati/cruscotto_statistico_giornaliero_31-12-2017.pdf) p.3.
- 14 In 2015, the European Commission established the relocation programme to assist Greece and Italy with the large number of refugees and migrants arriving. The majority of beneficiaries under the scheme were Syrians and Eritreans. More information available at: <https://www.easo.europa.eu/operational-support/hotspot-relocation/relocation/questions-and-answers-relocation>
- 15 For more information on the situation in Eritrea including military/national service see UNHCR. UNHCR Eligibility Guidelines for Assessing the International Protection Needs of Asylum-Seekers from Eritrea, 20 April 2011. Available at: <http://www.refworld.org/docid/4d4afe0ec2.html>; and Human Rights Council. Commission of inquiry on human rights in Eritrea, 2016; United Kingdom Home Office. Country Policy and Information Note - Eritrea: National service and illegal exit, 25 October 2016. Available at: <http://www.refworld.org/docid/5852c5c44.html>
- 16 UNHCR. UNHCR Population Statistics Reference Database, 20 December 2017. Available at: [http://popstats.unhcr.org/en/persons\\_of\\_concern](http://popstats.unhcr.org/en/persons_of_concern).
- 17 UNHCR Population Statistics, available at: [http://popstats.unhcr.org/en/persons\\_of\\_concern](http://popstats.unhcr.org/en/persons_of_concern) (last accessed on 30 August 2018)
- 18 UN Department of Economic and Social Affairs – Population Division. 2017. World Population 2017. Available at: [https://esa.un.org/unpd/wpp/Publications/Files/WPP2017\\_Wallchart.pdf](https://esa.un.org/unpd/wpp/Publications/Files/WPP2017_Wallchart.pdf) p.1; UNHCR. 20 December 2018. UNHCR Population Statistics Reference Database. Available at: [http://popstats.unhcr.org/en/persons\\_of\\_concern](http://popstats.unhcr.org/en/persons_of_concern).
- 19 UNHCR. East Sudan Briefing Note, December 2017
- 20 UNHCR. The Central Mediterranean Route: Working on Alternatives to Dangerous Journeys, 2017. P. 28. Available at: [http://reporting.unhcr.org/sites/default/files/UNHCR\\_Central\\_Mediterranean\\_Route\\_SB\\_Jan-Dec\\_2017\\_-\\_17JUL17.pdf](http://reporting.unhcr.org/sites/default/files/UNHCR_Central_Mediterranean_Route_SB_Jan-Dec_2017_-_17JUL17.pdf)
- 21 MEDU. 2018. Exodi: Eastern-Central Route. Available at: <http://esodi.mediciperidiritiumani.org/en/#Eastern-Central>.
- 22 MEDU. 2018. Exodi: Eastern-Central Route. Available at: <http://esodi.mediciperidiritiumani.org/en/#Eastern-Central>.
- 23 Based on a combination of Government figures for the percentage of minors and the profiling findings for the breakdown of adult ages. All figures are provisional and subject to change. Cited in UNHCR. 11 January 2018. Italy: Sea arrivals dashboard. Available at: [https://data2.unhcr.org/en/documents/download/61547\\_p.2](https://data2.unhcr.org/en/documents/download/61547_p.2); UNHCR. 2 February 2017. Refugee and Migrants Sea Arrivals in Europe. Available at: [https://data2.unhcr.org/en/documents/download/53447\\_pp.2](https://data2.unhcr.org/en/documents/download/53447_pp.2), 6; and UNHCR. 22 February 2016. Europe Refugees and Migrants Emergency Response: Nationality of arrivals to Greece and Spain January to December 2015. Available at: [https://data2.unhcr.org/en/documents/download/53447\\_pp.2](https://data2.unhcr.org/en/documents/download/53447_pp.2), 6.
- 24 UNHCR. 2017. The Central Mediterranean Route: Working on Alternatives to Dangerous Journeys. Available at: [http://reporting.unhcr.org/sites/default/files/UNHCR\\_Central\\_Mediterranean\\_Route\\_SB\\_Jan-Dec\\_2017\\_-\\_17JUL17.pdf](http://reporting.unhcr.org/sites/default/files/UNHCR_Central_Mediterranean_Route_SB_Jan-Dec_2017_-_17JUL17.pdf) p.28.
- 25 UNHCR. 9 January 2018. UNHCR appeals to Israel over forced relocations policy. Available at: <http://www.unhcr.org/news/briefing/2018/1/5a548e064/unhcr-appeals-israel-forced-relocations-policy.html>. (Forced relocation from

Israel also affects Sudanese in Israel. However, Sudanese respondents for this exercise did not report having spent time in Israel).

26 Mirjam van Reisen and Meron Estefanos. Sinai Trafficking: Origin and Definition of a New Form of Human Trafficking, 2015. Available at: [https://www.cogitatiopress.com/socialinclusion/article/view/180/pdf\\_20](https://www.cogitatiopress.com/socialinclusion/article/view/180/pdf_20); Human Rights Watch. Egypt/Sudan: Traffickers who torture, February 2014. Available at: <https://www.hrw.org/news/2014/02/11/egypt/sudan-traffickers-who-torture>

27 See Country of Origin Information Reports on Sudan for more details on the situation in Sudan including: Austrian Centre for Country of Origin and Asylum Research and Documentation (ACCORD). September 2017. Darfur – Country of Origin Information Compilation. Available at: <http://www.refworld.org/docid/59ce00bb4.html>; Asylum Research Consultancy (ARC). 1 June 2016. South Kordofan and Blue Nile Country Report. Available at: <http://www.refworld.org/docid/574ed1e94.html>; Asylum Research Consultancy (ARC). 9 September 2015. Situation in Khartoum and Omdurman. Available at: <http://www.refworld.org/docid/55efe85e4.html>.

28 UNHCR. UNHCR Population Statistics Reference Database, 20 December 2017. Available at: [http://popstats.unhcr.org/en/persons\\_of\\_concern](http://popstats.unhcr.org/en/persons_of_concern).

29 UNHCR Population Statistics, available at: [http://popstats.unhcr.org/en/persons\\_of\\_concern](http://popstats.unhcr.org/en/persons_of_concern) (last accessed on 30 August 2018)

30 UNOCHA. Sudan Humanitarian Needs Overview 2017. P. 7-8. Available at: <https://www.humanitarianresponse.info/en/operations/sudan/document/sudan-2017-humanitarian-needs-overview-0>

31 Eurostat database. Available at: <https://ec.europa.eu/eurostat/data/database>

32 UNHCR. 2017. The Central Mediterranean Route: Working on Alternatives to Dangerous Journeys. Available at: <http://www.unhcr.org/partners/donors/596f4c4a7/central-mediterranean-route-working-alternatives-dangerous-journeys-supplementary.html>. p.28.

33 UNHCR. February 2017. Desperate Journeys. Available at: <http://www.unhcr.org/news/updates/2017/2/58b449f54/desperate-journeys-refugees-migrants-entering-crossing-europe-via-mediterranean.html>.

34 Based on figures from the Italian Ministry of Interior and UNHCR estimates. All figures are provisional and subject to change. Cited in UNHCR. 11 January 2018. Italy: Sea arrivals dashboard. Available at: [https://data2.unhcr.org/en/documents/download/61547\\_p.2](https://data2.unhcr.org/en/documents/download/61547_p.2); UNHCR. 2 February 2017. Refugee and Migrants Sea Arrivals in Europe. Available at: [https://data2.unhcr.org/en/documents/download/53447\\_pp.2](https://data2.unhcr.org/en/documents/download/53447_pp.2), 6; and UNHCR. 22 February 2016. Europe Refugees and Migrants Emergency Response: Nationality of arrivals to Greece and Spain January to December 2015. Available at: [https://data2.unhcr.org/en/documents/download/53447\\_pp.2](https://data2.unhcr.org/en/documents/download/53447_pp.2), 6.

35 UNOCHA. 2017. Sudan Humanitarian Needs Overview 2017. Available at: [https://www.humanitarianresponse.info/system/files/documents/files/sudan\\_2017\\_humanitarian\\_needs\\_overview.pdf](https://www.humanitarianresponse.info/system/files/documents/files/sudan_2017_humanitarian_needs_overview.pdf) p.8.

36 Based on figures from the Italian Ministry of Interior and UNHCR estimates. Cited in UNHCR. 11 January 2018. Italy: Sea arrivals dashboard. Available at: [https://data2.unhcr.org/en/documents/download/61547\\_p.2](https://data2.unhcr.org/en/documents/download/61547_p.2).

37 UNHCR. 20 December 2018. UNHCR Population Statistics Reference Database. Available at: [http://popstats.unhcr.org/en/persons\\_of\\_concern](http://popstats.unhcr.org/en/persons_of_concern).

38 EASO. 1 March 2018. Latest Asylum Trends. Available at: <https://www.easo.europa.eu/latest-asylum-trends> Search: Guinea.

39 UNHCR Population Statistics, available at: [http://popstats.unhcr.org/en/persons\\_of\\_concern](http://popstats.unhcr.org/en/persons_of_concern) (last accessed on 30 August 2018)

40 IRIN. Guineans flee Conakry unrest, ethnic tension. 7 June 2013. Available at: <http://www.irinnews.org/report/98189/guineans-flee-conakry-unrest-ethnic-tension>. Canada: Immigration and Refugee Board of Canada. Guinea: Ethnic composition of police and military forces (2009-May 2014), 7 May 2014. GIN104870.E. Available at: <http://www.refworld.org/docid/537db96b4.html>

41 UNDP. 2016. 'Adult Literacy Rate'. Human Development Reports. Available at: <http://hdr.undp.org/en/indicators/101406>

42 UNESCO Institute for Statistics. 2013. Guinea: Progress and Completion in Education. Available at: <http://uis.unesco.org/en/country/gn>. Accessed 5 February 2018

43 For more details see UNICEF.. Unaccompanied and Separated Children from Guinea Conakry in Italy, May 2017. Available at: <https://data2.unhcr.org/en/documents/download/57947>

44 Al Jazeera. Scores killed in Guinea ethnic violence, 25 July 2013. Available at: <https://www.aljazeera.com/news/africa/2013/07/2013724201430758730.html>


45 Based on figures from the Italian Ministry of Interior and UNHCR estimates. All figures are provisional and subject to change. Cited in UNHCR. 11 January 2018. Italy: Sea arrivals dashboard. Available at: [https://data2.unhcr.org/en/documents/download/61547\\_p.2](https://data2.unhcr.org/en/documents/download/61547_p.2); UNHCR. 2 February 2017. Refugee and Migrants Sea Arrivals in Europe. Available at: [https://data2.unhcr.org/en/documents/download/53447\\_pp.2](https://data2.unhcr.org/en/documents/download/53447_pp.2), 6; and UNHCR. 22 February 2016. Europe Refugees and Migrants Emergency Response: Nationality of arrivals to Greece and Spain January to December 2015. Available at: [https://data2.unhcr.org/en/documents/download/53447\\_pp.2](https://data2.unhcr.org/en/documents/download/53447_pp.2), 6.

46 See <https://www.aljazeera.com/news/2018/01/slavery-libya-life-container-180121084314393.html>; UN Office of the High Commissioner for Human Rights (OHCHR). 13 December 2016. "Detained and Dehumanised" - Report on Human Rights Abuses Against Migrants in Libya. Available at: <http://www.refworld.org/docid/585104cf4.html> [accessed 2 March 2018] p16.

47 IOM. November 2017. IOM Learns of 'Slave Market' Conditions Endangering Migrants in North Africa. Available at: <https://www.iom.int/news/iom-learns-slave-market-conditions-endangering-migrants-north-africa>; The Guardian. 19 June 2017. Sabha in the spotlight: the city where migrants are sold as slaves. Available at: <https://www.theguardian.com/cities/2017/jun/19/sabha-spotlight-city-migrants-sold-slaves-world-refugee-day>; Al Jazeera. 11 April 2017. IOM: African Migrants Traded in Libya's 'Slave Markets'. Available at: <https://www.aljazeera.com/news/2017/04/iom-african-migrants-traded-libya-slave-markets-170411141809641.html>.

48 World Bank Group. Asylum seekers in the European Union: building evidence to inform policy making. 2018.P. 51. Available at: <http://documents.worldbank.org/curated/en/832501530296269142/Asylum-seekers-in-the-European-Union-building-evidence-to-inform-policy-making>

49 A study by Oxfam in August 2016 found that 74 per cent of recently arrived refugees and migrants in Italy had witnessed people being tortured or murdered. <https://www.al-monitor.com/pulse/originals/2018/02/libya-migration-torture-refugees-europe-killed-security.html>.



**UNHCR**

United Nations High Commissioner for Refugees  
Haut Commissariat des Nations Unies pour les réfugiés



Centro Studi  
di Politica  
Internazionale

**CeSPI**