

PMT Mogadishu Dashboard

Last Updated 22/08/2011 16:33

Total estimate Displacements from Mogadishu

15,400

Leaving the City To Areas Within Mogadishu

7,600

7,900

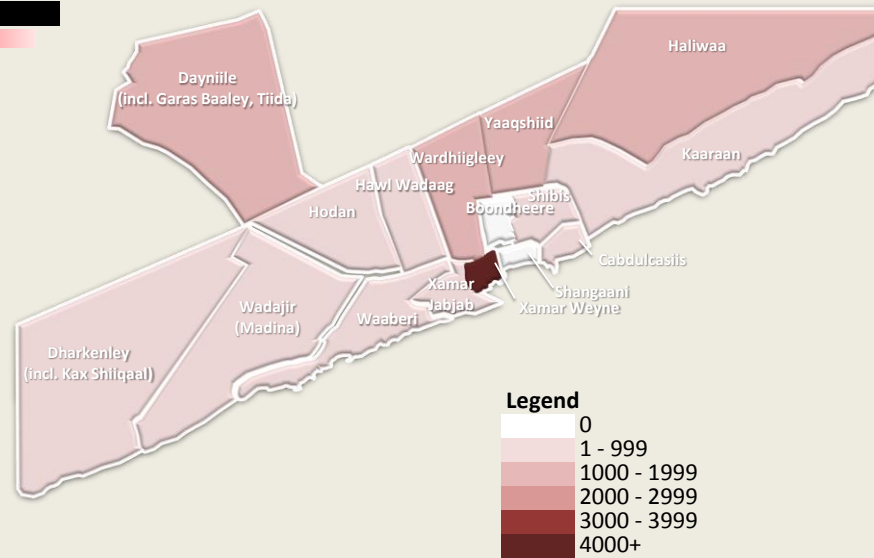
Total Displacements Nationwide

103,700

From **16 June 2011 to date**

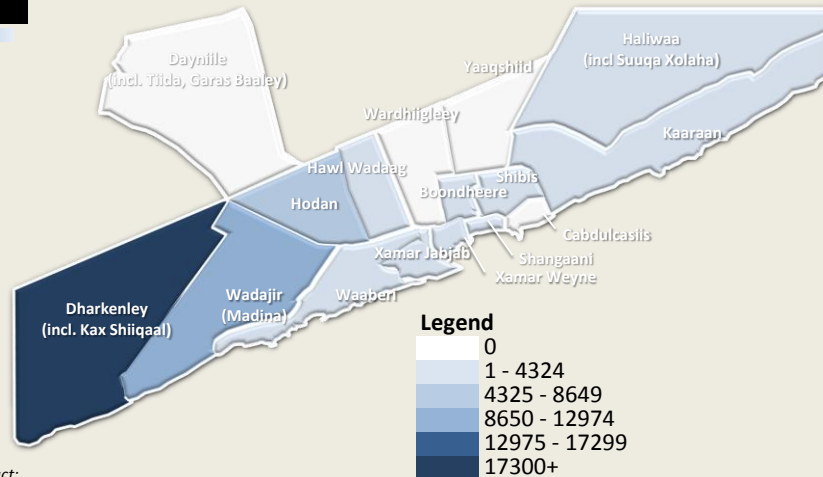
Sources of Displacement in Mogadishu

District	Displacement
Xamar Weyne	4,110
Dayniile	1,640
Yaaqshiid	1,620
Banadir	1,600
Haliwaa	1,500
Wardhiigley	1,170
Hawl Wadaag	990
Hodan	930
Dharkenley	800
Kaaraan	520
Wadajir	430
Xamar Jabjab	80
Shibis	70
Waaberi	10
Cabdulcasis	0
Boondheere	0
Shangaani	0

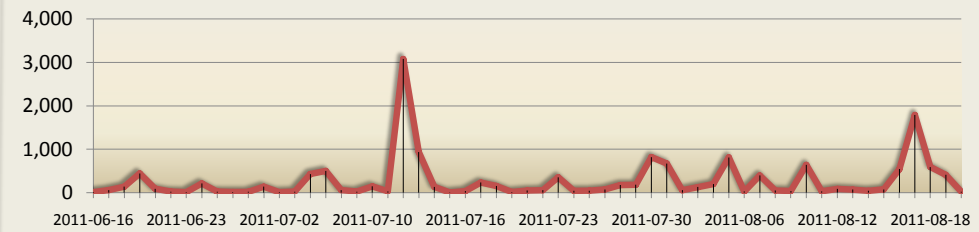


Areas Receiving IDPs within Mogadishu

District	People
Dharkenley	17,320
Wadajir	10,300
Hodan	5,730
Xamar Weyne	2,760
Boondheere	1,790
Banadir	1,510
Waaberi	1,480
Kaaraan	500
Shangaani	500
Haliwaa	350
Shibis	320
Hawl Wadaag	270
Xamar Jabjab	250
Cabdulcasis	0
Dayniile	0
Wardhiigley	0
Yaaqshiid	0

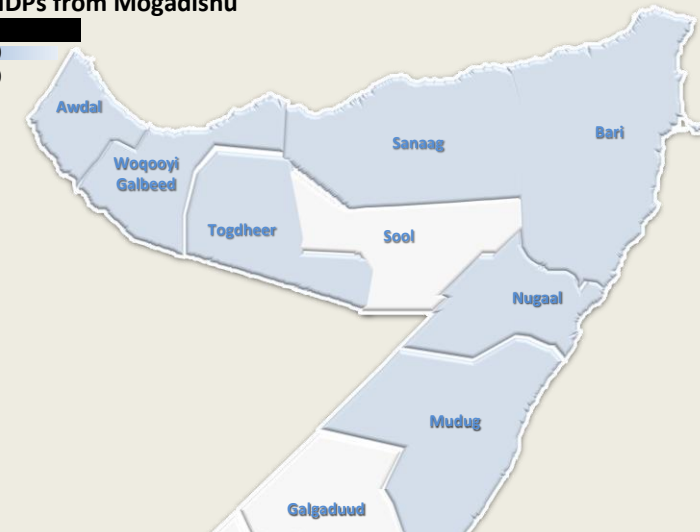


Graph of Displacement from Mogadishu



Top Districts Receiving IDPs from Mogadishu

District	People
Afgooye	2,930
Gaalkacyo	1,560
Belet Xaawo	930
Zeylac	790
Kismaayo	440
Doolow	250
Bossaso	240
Afmadow	70



Top Regions Receiving IDPs

Regions	People
Banadir	7,860
Shabelle Hoose	2,930
Mudug	1,560
Gedo	1,180
Awdal	790
Juba Hoose	520
Bari	300
Togdheer	100
Sanaag	70
Woqooyi Galbeed	60
Bay	40
Nugaal	10



For more information, contact:
 Needham Andreas - (PI Officer/Executive Assistant)-needham@unhcr.org
 Matthew Smawfield - Operations Data Manager - smawfiel@unhcr.org

Data on displacement is obtained from the IASC Somalia Population Movement Tracking system

PMT/PMN is funded by



European Commission Humanitarian Aid



The People of Japan