

**Total Ukrainians seeking asylum or other forms of stay in neighbouring countries only:**  
**346,600**  
**543,000**

**POLAND**  
**3,500**  
**53,600**

**SLOVAKIA**  
**20**  
**N/A**











**HUNGARY**  
**50**  
**5,900**

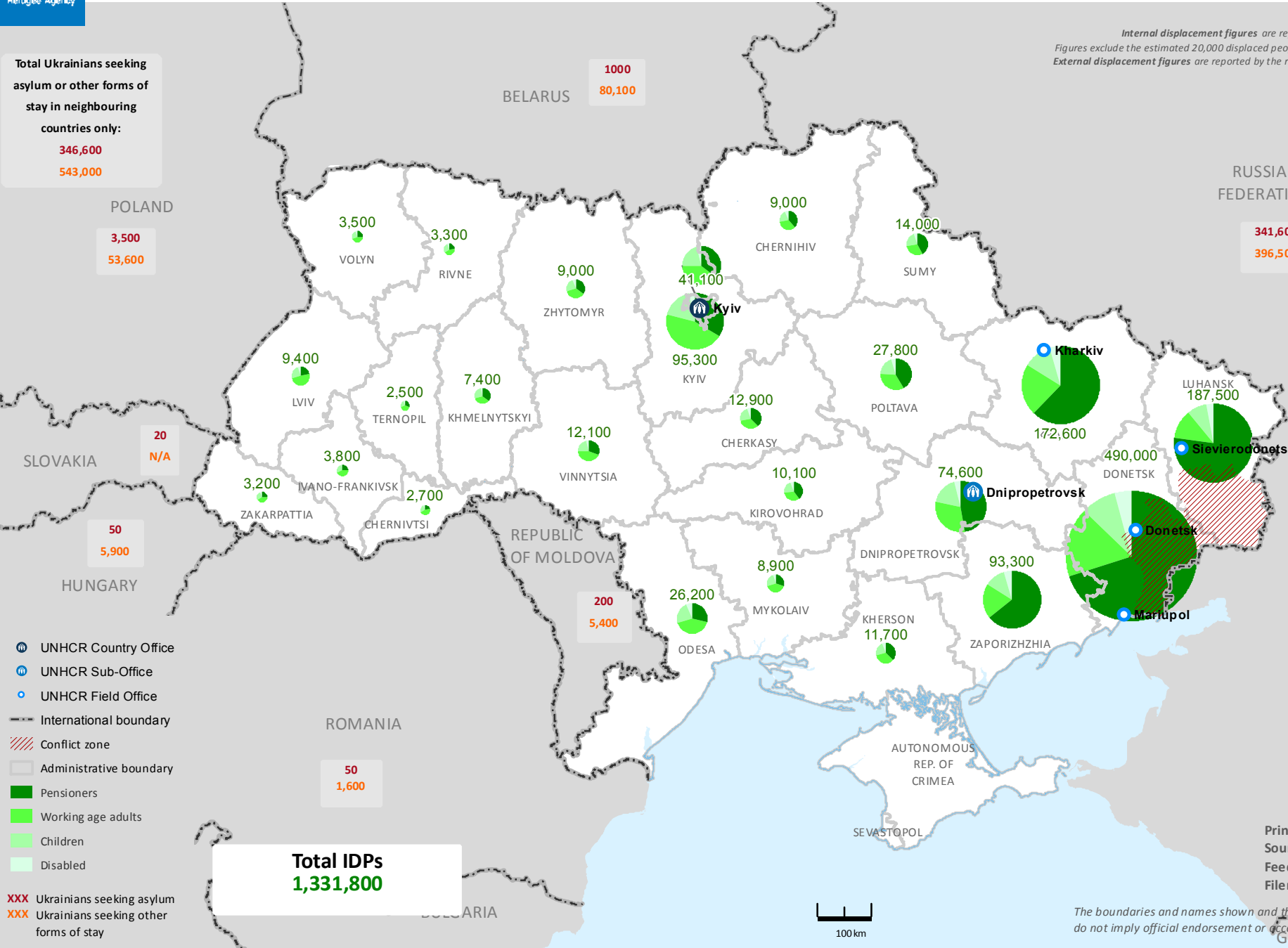
**ROMANIA**  
**50**  
**1,600**

**BELARUS**  
**1000**  
**80,100**

**RUSSIAN FEDERATION**  
**341,600**  
**396,500**

**UKRAINE**  
**1,331,800**

-  UNHCR Country Office
-  UNHCR Sub-Office
-  UNHCR Field Office
-  International boundary
-  Conflict zone
-  Administrative boundary
-  Pensioners
-  Working age adults
-  Children
-  Disabled
- XXX** Ukrainians seeking asylum
- XXX** Ukrainians seeking other forms of stay



*Internal displacement figures are reported by the Ministry of Social Policy. Figures exclude the estimated 20,000 displaced people in Autonomous Republic of Crimea*  
**External displacement figures are reported by the respective national asylum authorities:**  
 Belarus - 11th June 2015  
 Slovakia - 30st April 2015  
 Hungary - 31th May 2015  
 Romania - 1st May 2015  
 Poland - 10th June 2015  
 Rep. of Moldova - 11th June 2015  
 Russian Fed. - 9th June 2015

Printing date: 12 Jun 2015  
 Sources: UNHCR Shelter Sector  
 Feedback: [mapping@unhcr.org](mailto:mapping@unhcr.org)  
 Filename: ukr\_IDPs\_A4L

*The boundaries and names shown and the designations used on this map do not imply official endorsement or acceptance by the United Nations.*

