



Identifying Data Points

Regional SGBV CM/IM Workshop

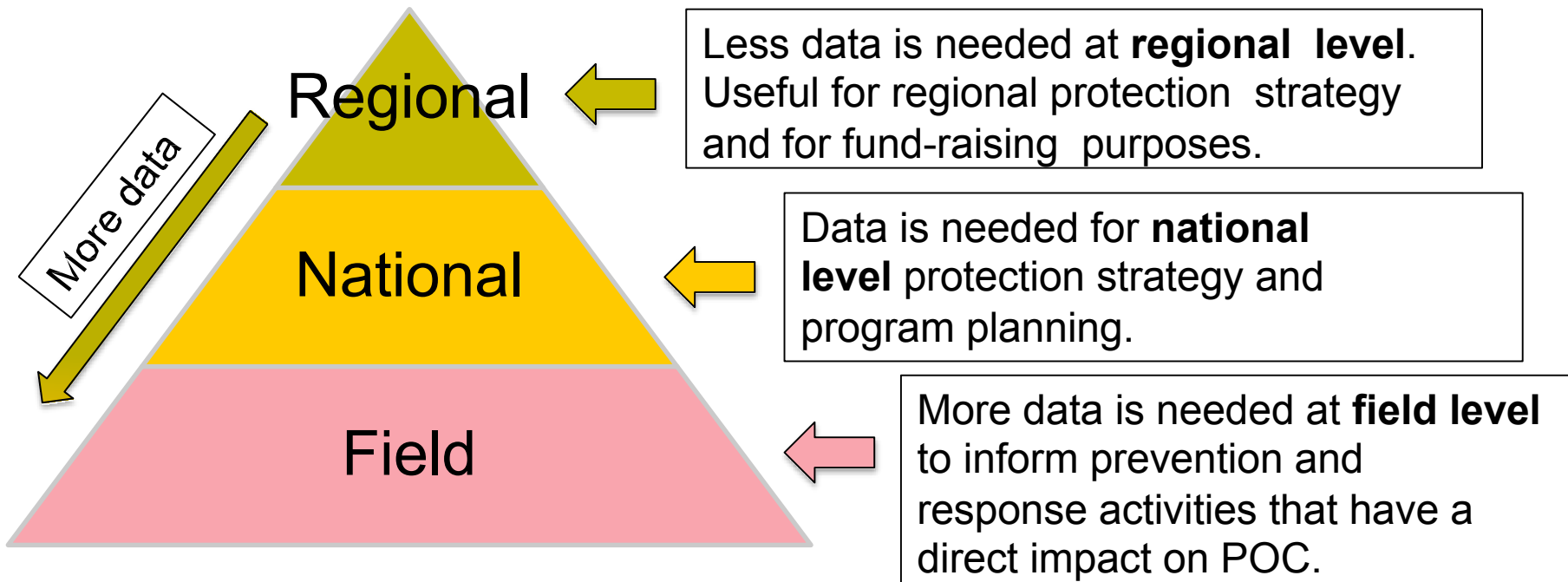
9-11 October 2017

San José, Costa Rica

Learning Objectives

- Understand what amount of data can be the most useful at field, national and regional levels.
- Identify a common set of data points that would be useful for data sharing purposes across the region (regional Information Sharing Protocol).


Data pyramid



ACTIVITY: Identification of data points

PART 1 Instructions:


- Break into small groups by country operation. If only one person, join group by geographic area.
- Locate the cards showing various **data points** typically collected in an SGBV IM system.
- Read the 6 vignettes together as a group.
- For each vignette, **select the data point cards** needed to know this information about a case. Discuss in your group.
- Mark your group's selection for each vignette on the flipchart.



ACTIVITY: Identification of data points

PART 2 Instructions:

- Which data points should we share at regional level?
- What information do we need to inform program planning and decision-making across the region?
- Discuss in plenary.



Key messages

- More detailed information is needed at field level to follow up with persons of concern and design interventions with the greatest impact
- Data points shared at regional level can be analyzed to inform cross-border interventions including SGBV/CP case management.