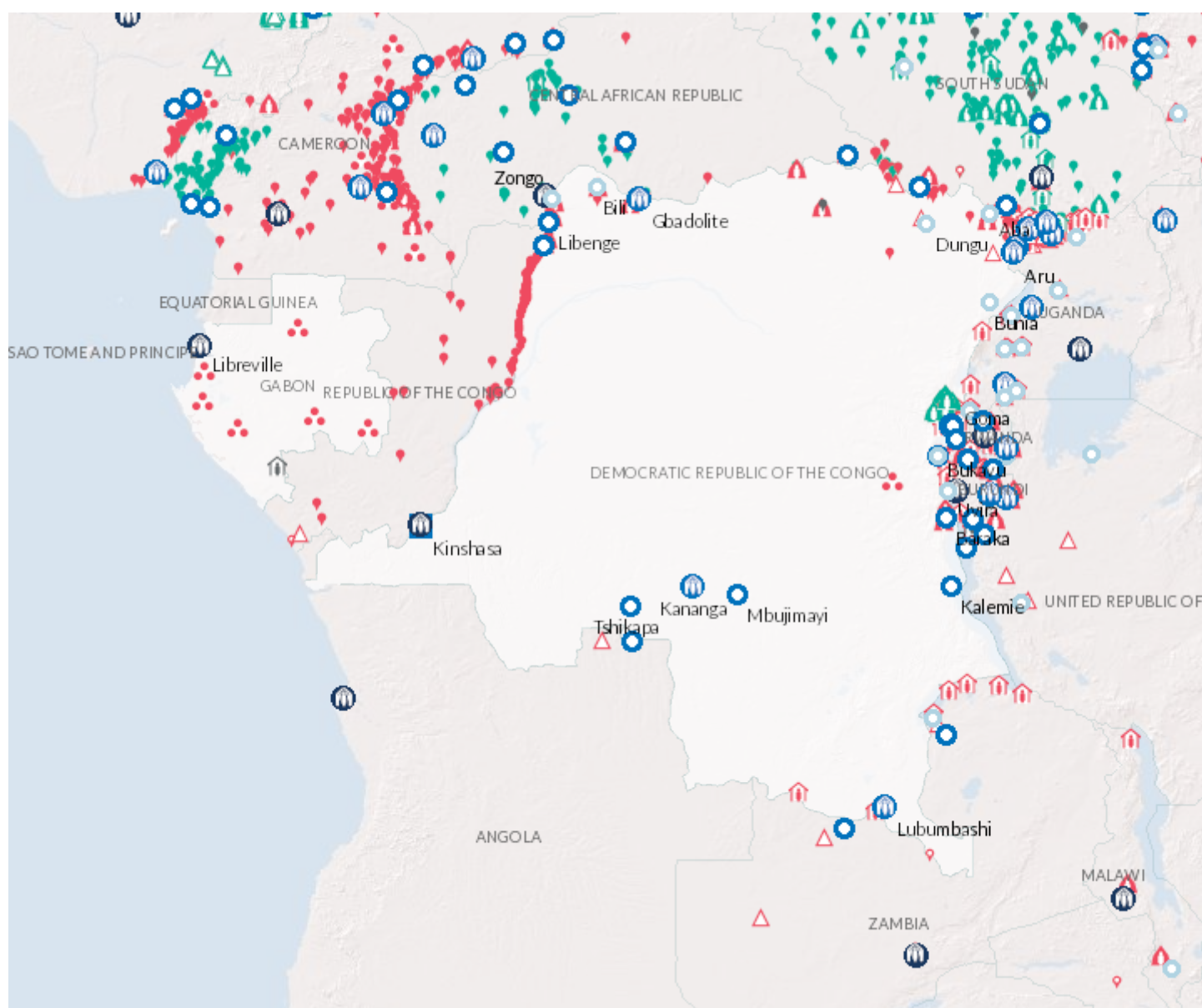


## Operation: Democratic Republic of the Congo Regional Office



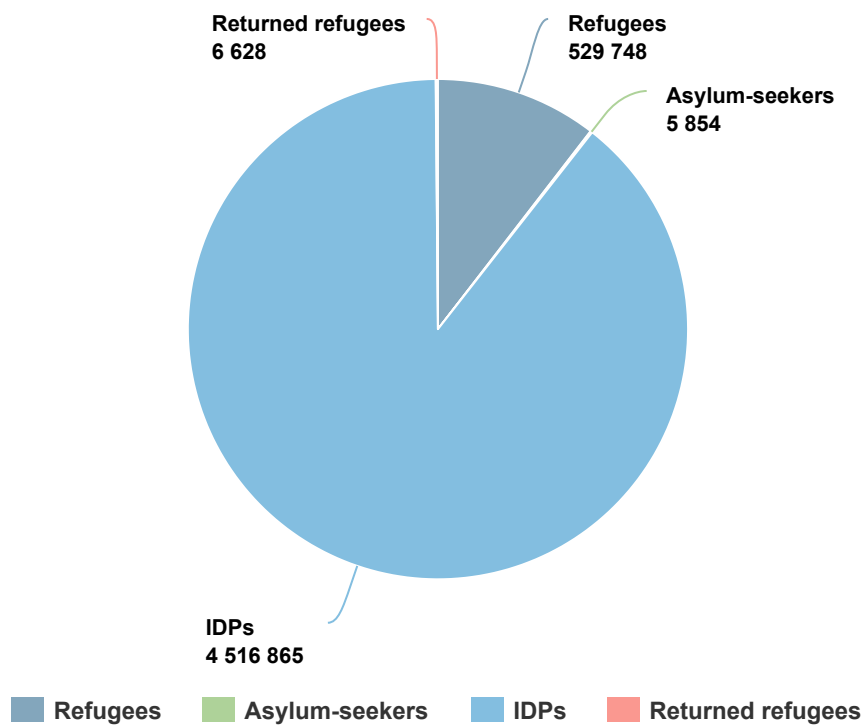
# People of Concern

DECREASE IN  
**2%** 2018

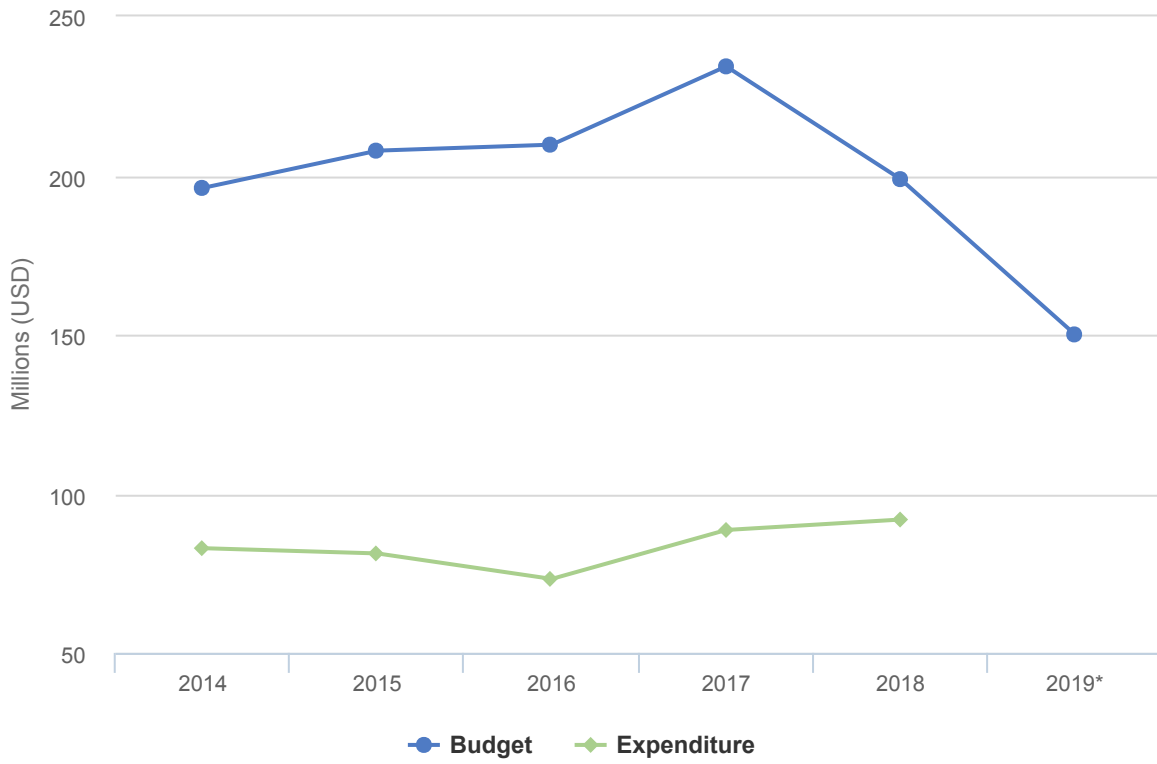
---

<b>2018</b>	5,059,095
<b>2017</b>	5,145,780
<b>2016</b>	3,321,847

---



# Budgets and Expenditure for Democratic Republic of the Congo Regional Office



## Operational environment

The operational environment in the Democratic Republic of the Congo (DRC) deteriorated in 2018 due to increased unrest in the east of the country, as well as an outbreak of Ebola. In North Kivu, violent conflict and human rights violations, including attacks on civilians, an increase in sexual and gender-based violence, and targeted killings resulted in mass displacement.

An internal Level 2 emergency was declared in mid-2018 for UNHCR's response to the situation in Ituri and North Kivu provinces. Despite over 400 Ebola-related deaths, UNHCR ensured the establishment of appropriate prevention measures in refugee and displacement sites and settlements, with no confirmed or suspected cases among refugee populations.

The Office increased the implementation of an alternative to camps approach, including through expanded cash-based interventions despite the difficult operational context.

## Population trends

In 2018, the DRC was hosting over 529,000 refugees, mainly from Rwanda (217,000), the Central African Republic (172,000), South Sudan (95,000) and Burundi (43,000).

More than 4.5 million people are internally displaced in the DRC, including some 2.7 million children. Furthermore, at the end of December 2018, there were some 815,000 refugees from the DRC living in neighbouring countries.

## Key achievements

- Code of conduct and protection from sexual exploitation and abuse trainings were held in 19 offices for over 300 (77%) personnel. More than 600 implementing partners, police officers, and personnel working in UNHCR premises (cleaners and guards) benefitted from similar trainings.
- In Kasai, a module on protection from sexual exploitation and abuse was introduced into all trainings with implementing partners, beneficiaries, and authorities – reaching over 400 people.
- UNHCR facilitated the participation of IDPs and returnees in provincial development planning, shifting protection monitoring to a community-based model, with support available for local initiatives.
- Through its leadership of the protection cluster and the shelter and CCCM taskforces, UNHCR facilitated opportunities for more connection with national (Government and civil society) actors.
- Efforts were made to strengthen the integration of people of concern – especially urban refugees – within national systems and the national development plan.

## Unmet needs

A lack of effective Government services impacted the implementation of alternatives to camps and the reintegration of displaced communities.

Insecurity prevailed in many areas, limiting UNHCR's access to people of concern.

The delayed arrival of staff and resources for the IDP emergency in 2017-2018 led to delayed implementation, with some programming remained disjointed and unpredictable at year's end.



# 2018 Expenditure for Democratic Republic of the Congo Regional Office | USD

The following table presents the final budget and funds available by pillar and the final expenditure at the objective-level, as reported at year-end.

	Pillar 1 Refugee programme	Pillar 2 Stateless programme	Pillar 3 Reintegration projects	Pillar 4 IDP projects	Total
<b>Final Budget</b>	<b>107,813,396</b>	<b>1,285,780</b>	<b>11,143,850</b>	<b>78,634,833</b>	<b>198,877,860</b>
Income from contributions*	60,375,340	0	0	15,691,996	76,067,335
Other funds available / transfers	-3,699,726	404,663	519,597	18,969,389	16,193,924
<b>Total funds available</b>	<b>56,675,614</b>	<b>404,663</b>	<b>519,597</b>	<b>34,661,385</b>	<b>92,261,259</b>

<b>Expenditure by Objective</b>					
<b>Favourable Protection Environment</b>					
International and regional instruments	0	152,525	0	0	152,525
Legal remedies and legal assistance	542,899	0	0	1,316,898	1,859,797
Access to territory	484,275	0	0	0	484,275
Public attitudes towards persons of concern	104,176	0	0	609,751	713,927
<b>Subtotal</b>	<b>1,131,350</b>	<b>152,525</b>	<b>0</b>	<b>1,926,649</b>	<b>3,210,524</b>
<b>Fair Protection Processes and Documentation</b>					
Reception conditions	269,026	0	0	0	269,026
Identification of statelessness	0	95,709	0	609,751	705,460
Registration and profiling	2,424,811	0	0	1,372,333	3,797,144
Status determination	1,359,109	0	0	0	1,359,109
Individual documentation	337,868	0	0	0	337,868
Civil status documentation	1,120,194	156,429	0	628,279	1,904,902
Family re-unification	0	0	0	609,751	609,751
<b>Subtotal</b>	<b>5,511,007</b>	<b>252,138</b>	<b>0</b>	<b>3,220,113</b>	<b>8,983,259</b>
<b>Security from Violence and Exploitation</b>					
Protection from crime	1,120,498	0	0	0	1,120,498

	Pillar 1 Refugee programme	Pillar 2 Stateless programme	Pillar 3 Reintegration projects	Pillar 4 IDP projects	Total
Protection from effects of armed conflict	116,767	0	0	3,503,706	3,620,473
SGBV prevention and response	2,944,795	0	0	2,717,896	5,662,691
Non-arbitrary detention	0	0	0	314,451	314,451
Child protection	1,321,228	0	0	0	1,321,228
<b>Subtotal</b>	<b>5,503,288</b>	<b>0</b>	<b>0</b>	<b>6,536,053</b>	<b>12,039,341</b>
<b>Basic Needs and Essential Services</b>					
Health	5,016,574	0	0	0	5,016,574
Reproductive health and HIV/ Aids response	996,313	0	0	708,801	1,705,114
Nutrition	1,059,475	0	0	0	1,059,475
Food security	159,614	0	0	0	159,614
Water	1,452,104	0	0	5,876	1,457,980
Sanitation and hygiene	889,072	0	0	0	889,072
Shelter and infrastructure	2,837,546	0	0	5,292,743	8,130,288
Energy	254,911	0	0	0	254,911
Basic and domestic and hygiene Items	1,172,574	0	81,024	3,332,232	4,585,830
Services for persons with specific needs	2,555,643	0	0	1,275,531	3,831,174
Education	3,510,863	0	0	0	3,510,863
<b>Subtotal</b>	<b>19,904,689</b>	<b>0</b>	<b>81,024</b>	<b>10,615,183</b>	<b>30,600,895</b>
<b>Community Empowerment and Self Reliance</b>					
Community mobilization	852,339	0	0	940,506	1,792,845
Co-existence with local communities	866,257	0	15,202	2,392,786	3,274,244
Natural resources and shared environment	43,792	0	0	0	43,792
Self-reliance and livelihoods	2,568,852	0	30,404	0	2,599,256
<b>Subtotal</b>	<b>4,331,240</b>	<b>0</b>	<b>45,606</b>	<b>3,333,292</b>	<b>7,710,138</b>
<b>Durable Solutions</b>					
Solutions strategy	0	0	0	304,875	304,875
Voluntary return	2,829,047	0	61,562	0	2,890,609
Reintegration	0	0	178,117	426,976	605,093
Integration	1,114,201	0	0	0	1,114,201

	Pillar 1 Refugee programme	Pillar 2 Stateless programme	Pillar 3 Reintegration projects	Pillar 4 IDP projects	Total
Resettlement	348,510	0	0	0	348,510
<b>Subtotal</b>	<b>4,291,759</b>	<b>0</b>	<b>239,678</b>	<b>731,851</b>	<b>5,263,288</b>
<b>Leadership, Coordination and Partnerships</b>					
Coordination and partnerships	41,291	0	41,006	2,110,268	2,192,565
Camp management and coordination	535,936	0	0	1,293,631	1,829,566
Donor relations	1,126,572	0	30,404	649,291	1,806,267
<b>Subtotal</b>	<b>1,703,799</b>	<b>0</b>	<b>71,410</b>	<b>4,053,189</b>	<b>5,828,398</b>
<b>Logistics and Operations Support</b>					
Supply chain and logistics	8,991,295	0	81,880	2,726,686	11,799,860
Operations management, coordination and support	5,306,510	0	0	1,152,552	6,459,062
<b>Subtotal</b>	<b>14,297,805</b>	<b>0</b>	<b>81,880</b>	<b>3,879,238</b>	<b>18,258,922</b>
<b>Headquarters and Regional Support</b>					
Policy development	200	0	0	0	200
Protection advice and support	161	0	0	0	161
<b>Subtotal</b>	<b>361</b>	<b>0</b>	<b>0</b>	<b>0</b>	<b>361</b>
<b>2018 Expenditure Total</b>	<b>56,675,298</b>	<b>404,663</b>	<b>519,597</b>	<b>34,295,568</b>	<b>91,895,127</b>

*\*Income from contributions includes indirect support costs that are recovered from contributions to Pillars 3 and 4, supplementary budgets and the "New or additional activities – mandate-related" (NAM) Reserve. Contributions towards all pillars are included under Pillar 1.*