

# PROCESS OF FACILITATED VOLUNTARY REPATRIATION



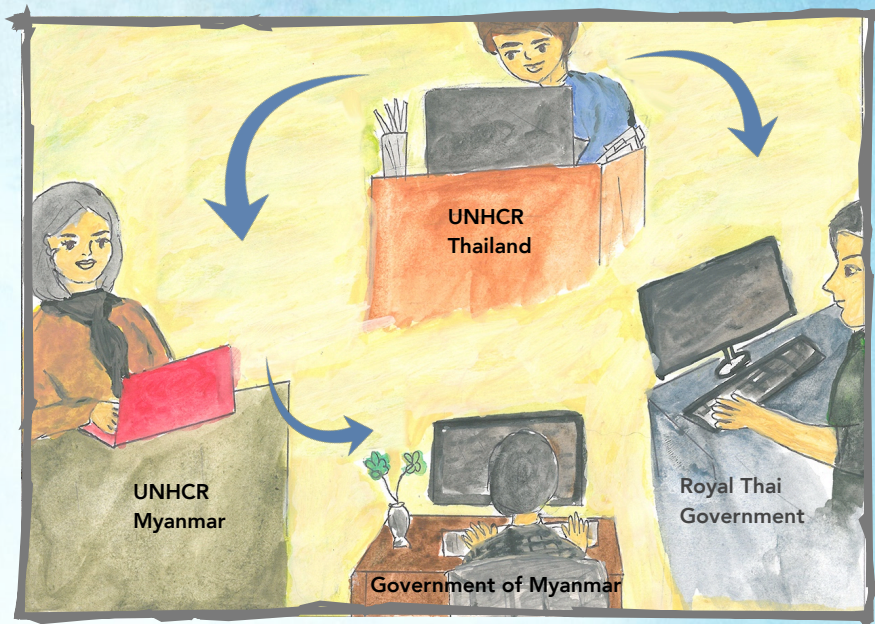


# 1. Protection Counseling



Please make sure that all family members are present and please show your VE card and Household Registration Document (HHRD) to UNHCR. UNHCR protection staff will ask questions about your family and information on the place of return. If any member of your family has specific needs, e.g. disability, serious illnesses, or other conditions that would cause difficulties in traveling back, please inform UNHCR. Those with chronic medical conditions will be asked to consult the relevant health agency in the camp. Each returning household will sign a Voluntary Repatriation Form (VRF) to confirm their voluntariness to return.

## 2. Myanmar “Green Light”



Your information will be shared with the Royal Thai Government, UNHCR Myanmar and the Government of Myanmar to check local conditions. UNHCR will be informed when the “green light” (clearance) is received. The Government of Myanmar may issue a travel document to help facilitate the return process.



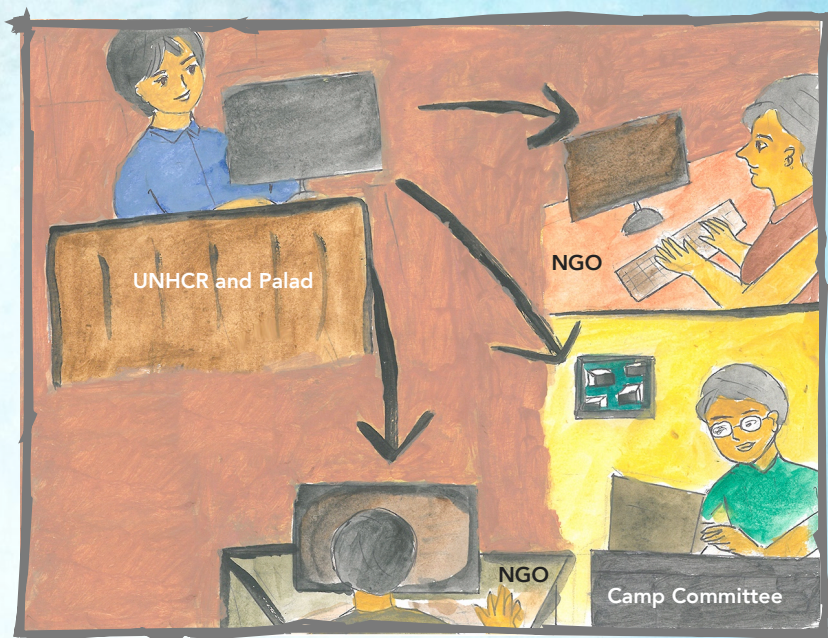
### 3. Reconfirm Your Decision



You will be contacted by UNHCR to inform you of the clearance from the Government of Myanmar and to reconfirm your voluntary decision to return. Your departure date will be agreed upon together with RTG (Palad), IOM and UNHCR. UNHCR will share any further details available regarding conditions in your area of return. You will be encouraged to collect any education/training certificates and health records that you might need before returning.



## 4. UNHCR Informs Partners



UNHCR and the RTG (Palad) inform the Camp Committee and concerned NGOs for preparations for your return.



## 5. Mine-Risk Awareness and Other Information Sessions



A mine-risk awareness session will be organized by Humanity & Inclusion at the VRC, and other information sessions may be offered to help you prepare for return.



## 6. Before Departure



The day before return to Myanmar, you will be asked to come to the Voluntary Repatriation Center (VRC) to have your documents (VE card, HHRD) updated by UNHCR; undergo a “fit to travel” medical check by IOM; undergo RTG immigration procedures, and collect non-food items such as mosquito nets and sanitary kits for women.




## 7. Day of Departure



On the day of departure, UNHCR will issue 5 copies of the Voluntary Repatriation Form (VRF): 1 for you to travel with; 2 for UNHCR; 1 for IOM, and 1 for RTG (Palad). IOM will then take a copy of the VRF and provide you with the cash assistance package. RTG (Palad) will also take a copy of the VRF and confirm your departure from the camp.



## 8. Departure



After you have gone through these steps, you are ready to leave the camp with transport organized by IOM. Please keep all of your documents secure (VE card, HHRD, VRF, education/health certificates, etc.) as you may need them during your journey and/or when you are back home in Myanmar.



## 9. De-registration



After your departure, you will be de-registered from the UNHCR-MOI database.



For more information about voluntary repatriation, please contact UNHCR staff at the Voluntary Repatriation Center (VRC).



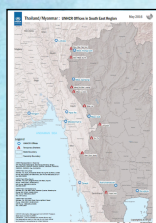
Media Monitoring Report



Frequently Asked Questions (FAQs)



VolRep Assistance Sheet



Maps



VRC Notes



Returnee Stories



Cross-Border Web Portal



VolRep Assistance Leaflet

Visit us at:

[www.commonservice.info](http://www.commonservice.info)

[www.facebook.com/commonservice](http://www.facebook.com/commonservice)

[www.facebook.com/commonserviceburmese](http://www.facebook.com/commonserviceburmese)

[www.facebook.com/commonservicekaren](http://www.facebook.com/commonservicekaren)

Information Management Unit - Mae Sot  
Thailand - Myanmar Border Operation  
[imumaesot@unhcr.org](mailto:imumaesot@unhcr.org)



Regional funding and funding for Thailand was also received through private donations from Italy, Japan, the Republic of Korea, Spain, Sweden, Thailand, and the United States of America.