



No. **11**

1st quarterly report: **2015**
January, February and March

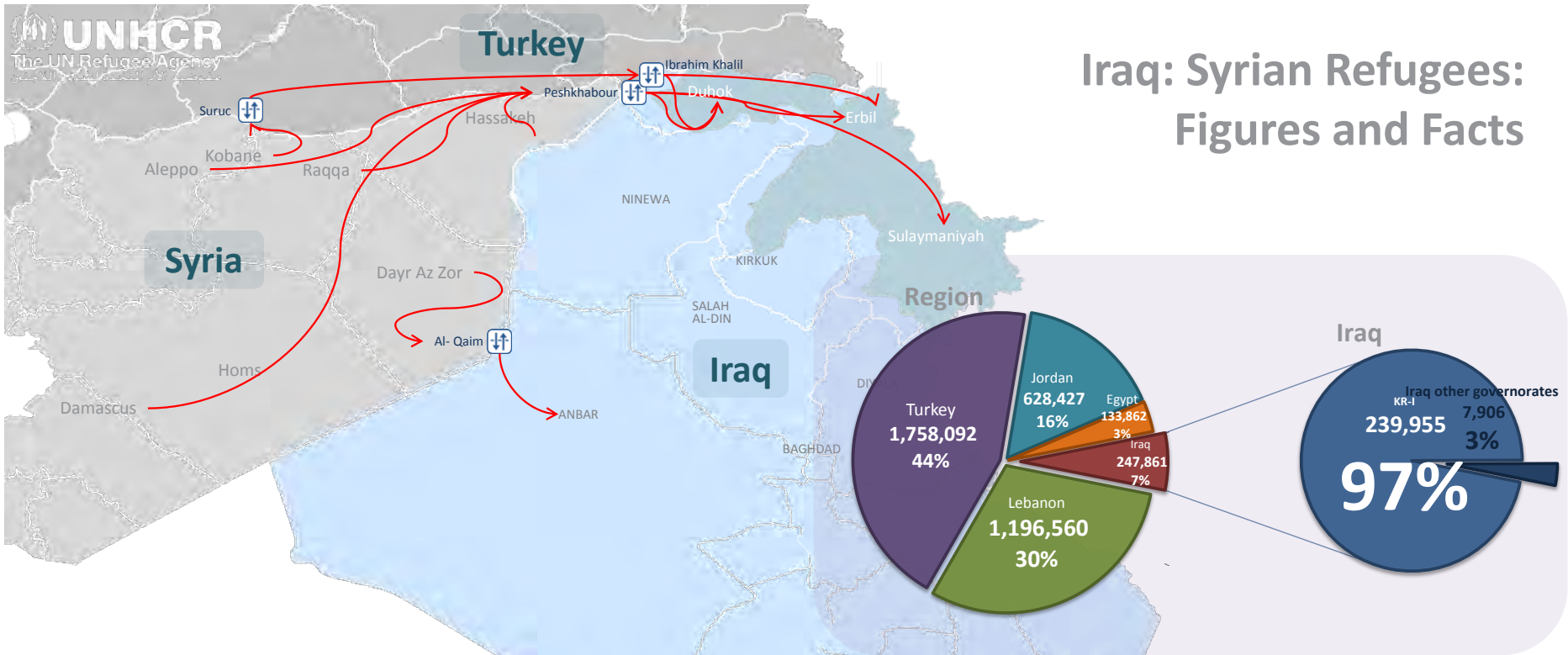
Information Kit

Syrian Refugees - Iraq:
Humanitarian Inter-Agency Interventions

Published: April 2015

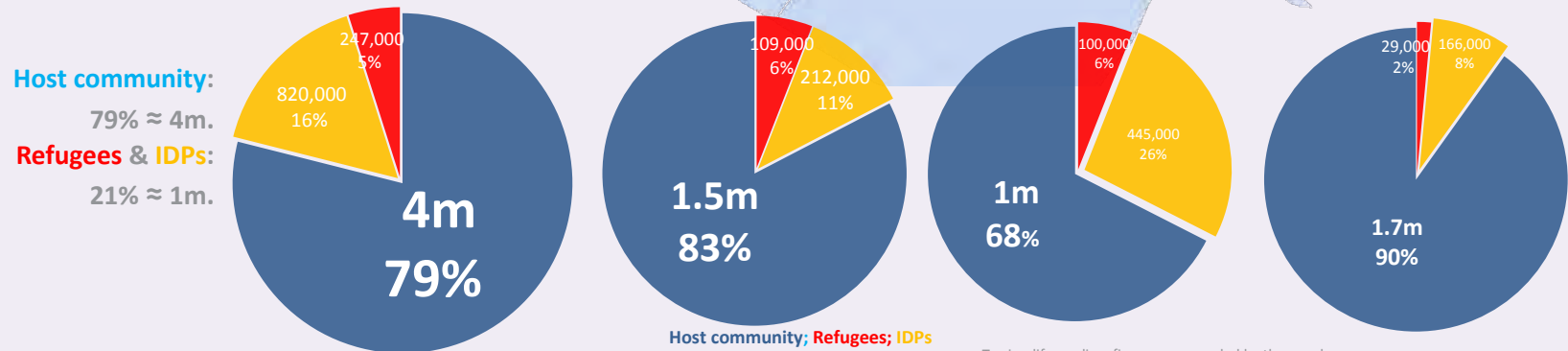


Iraq: Syrian Refugees: Figures and Facts



Syrian Refugees and IDPs vs. host community in Kurdistan Region-Iraq (KR-I)

Estimated proportion of persons of concern in KR-I:



To simplify reading, figures are rounded by thousands.

This map was produced as a reference aid only. The boundaries and names shown and the designations used do not imply any official endorsement by the United Nations.

Foreword: Syrian Refugee Response/Iraq Information Kit No. 11: First Quarterly Report/2015

The Syrian conflict has entered into its fifth year with no rapid end in sight. It has torn apart families of more than 10 million persons: 7 million persons inside the country and 3.9 million sought safety in the neighboring countries. Only 5.5% (222,000 persons) have sought asylum in the European countries.

In his speech to the donors in March 2015, António Guterres, the UN High Commissioner for Refugees, raised a crucial point about the situation of the host communities. Beyond the donors' fatigue, he mentioned the host community fatigue. *"It is hard to imagine the economic, social and demographic impact on the economies and societies in Lebanon and Jordan, in Northern Iraq, Turkey and Egypt"*.


While Iraq is hosting about 247,000 Syrians, it was hit by new conflicts in June 2014 displacing about 2.5 million persons inside the country. The Kurdistan Region of Iraq (KR-I), hosting the majority of the Syrian Refugees (97%), is also hosting about 820,000 internally displaced persons (IDPs). In a major demographic change, about 1.17 million refugees and IDPs represent about 20% of the population in the KR-I, which shares about 1,000 km of front lines with areas of continuing armed conflict.

To relieve the sufferings and to provide life saving support to these populations, more than 80 partners including Government institutions, UN agencies, international and national NGOs, collaborate with each other. Till end 2014, the assistance for Syrian Refugees was guided by the Refugee Response Plan (RRP6), which prioritized life-saving and/or prevention of immediate risk of harm; and preventing conditions leading to the deterioration of vulnerabilities.

Since 2015, the new Refugee Response and Resilience Plan (3RP) for 2015-16, also incorporates a Resilience component, the objective of which is to reduce the dependence on aid by planning long-term responses such as building coping capacities where increased attention would be paid to self-sustainability not only to the refugees, but also to host communities impacted, – in light of the host community fatigue. Also, Strategic Response Plan (SRP) is rolled-out for the response on IDPs crises.

These plans are implemented through two coordination working groups: the Inter-Sectoral Working Group for Syrian refugees led by UNHCR and the Inter-Cluster Working Group led by OCHA. The Sector/Cluster systems include sectors: Protection, Food Security, Education, Shelter, Basic Needs, Health, WASH, Livelihoods, Camp Coordination and Camp Management.

This Information Kit (iKit No. 11), first quarterly report of 2015, expanding and updating previous editions, is designed to provide an overview of the inter-agency interventions for Syrian refugee operation. It contains operational information such as Refugee Facts and Figures, maps of the geographical distribution of the refugees, a chapter on ways forward on resilience, dashboards of 8 sectors on implementation status, Who is doing What, Where (3Ws) and camp profiles for the for the 10 Syrian refugees camps. With thanks to all those contributing to the operation and also those behind provided information on their activities, we hope that this information package supports the decision-makers to make prompt, evidence-based and more predictable decisions hopefully contributing to a more effective response to those suffering as a result of the crisis.



Emmanuel Gignac
Coordinator (Kurdistan Region-Iraq)
April 2015

Contents

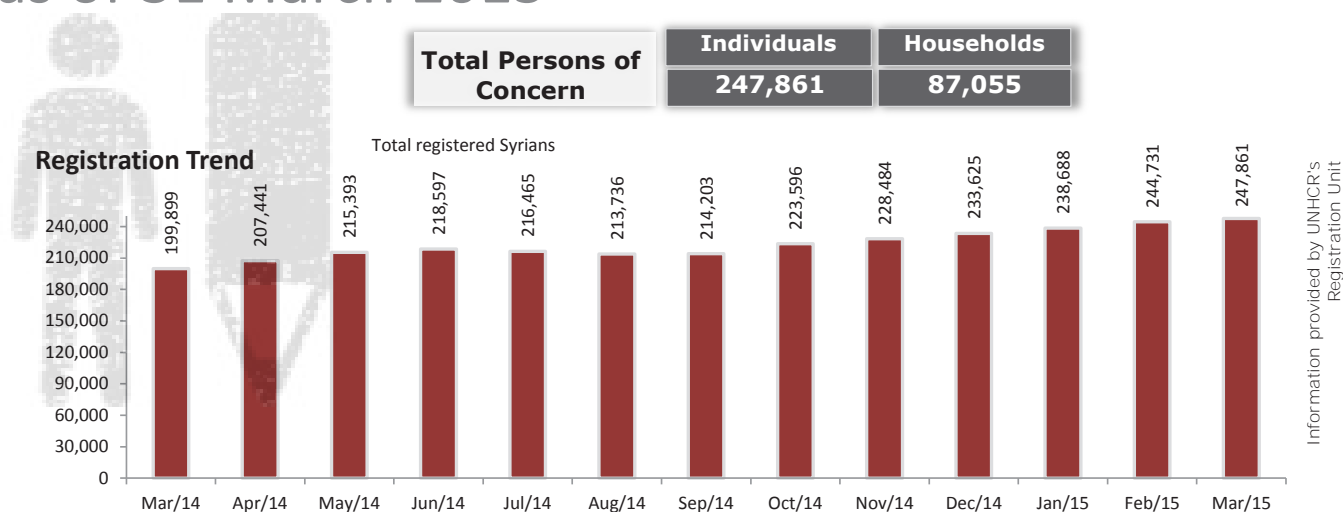
Syrian Refugee Response/Iraq First Quarterly Report 2015 (iKit 11)

1. Persons of Concern	
Syrian Refugees: Figures and facts	1
UNHCR Registration Trends	4
2. 3RP Inter-sector/agency response interventions	
Funding Status	5
Sectors, agencies and objectives	6
Response Summary as of 31 March	7
Dashboards	8-16
Reporting & Coordination Support	17
3. Specific themes	
Cash Assistance	18-19
3RP Resilience Component	20-21
4. Refugee stats and current locations: Who is doing what and where (3Ws) and camp profiles	
Erbil	23-31
Duhok	33-41
Sulaymaniyah	42-44
Anbar	45-47
5. List of agencies	48

“The information presented herein is the best operational information made available to UNHCR at the time of publishing and as such it does not represent an official statistic. It is produced albeit the changes in the operation. For further details about work in progress, please contact UNHCR Erbil office, the responsible sector working groups and the agencies”.

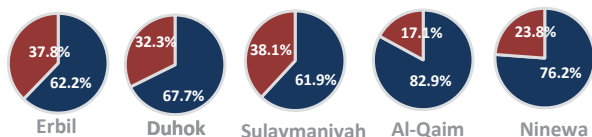
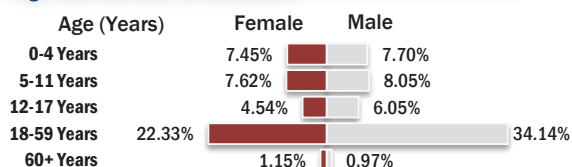
Cover painting (Of Art and Resilience): “Construction despite destruction”.
By Ako Goran: www.bit.ly/akollageartandresilience

UNHCR Registration Trends for Syrians as of 31 March 2015



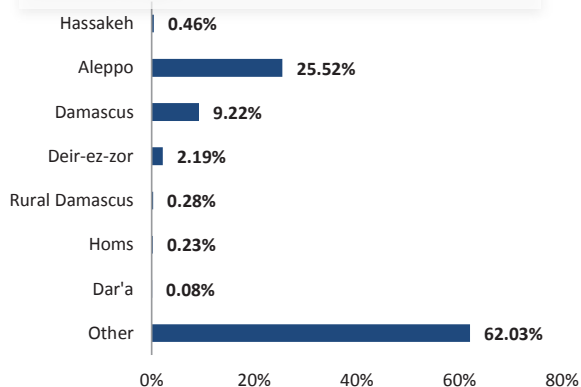
This profile is based on **247,861** proGres registered individuals

Age and Gender Breakdown

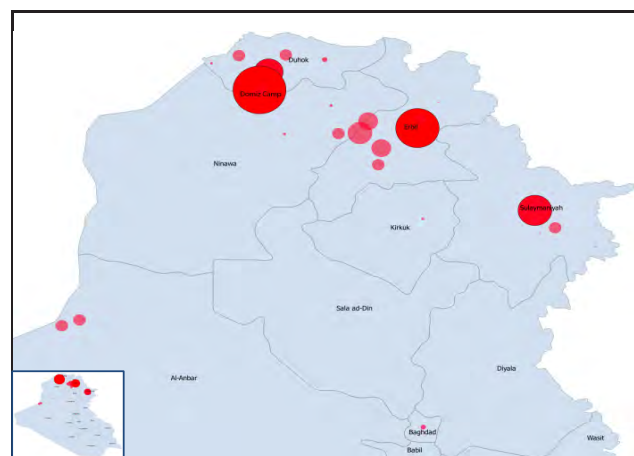
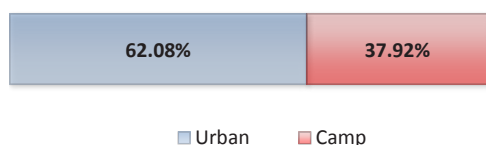


■ % Women and Children ■ % of Male Adults

Place of Origin



Camp and non-camp population comparison



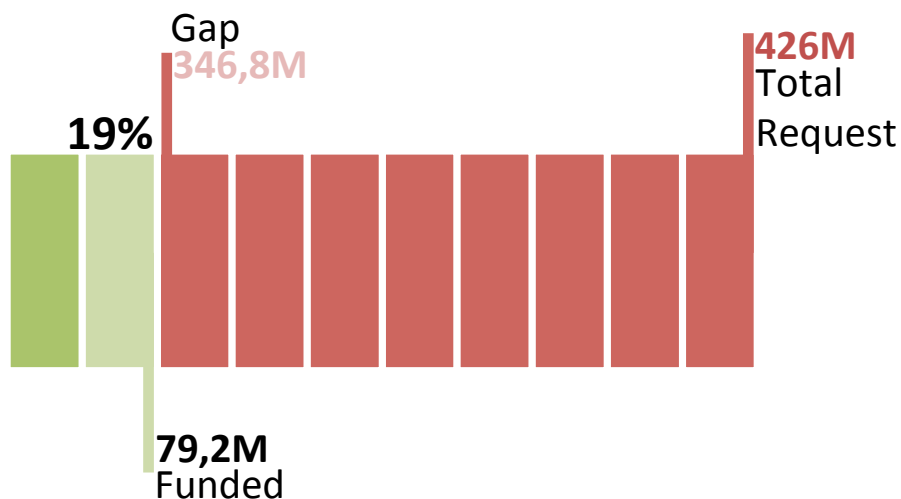
Governorate	Individuals	Households	% Total
Duhok	100,509	30,859	40.55%
Erbil	109,974	41,837	44.37%
Sulaymaniyah	29,472	11,827	11.89%
Anbar	4,517	1,148	1.82%
Ninewa	1,318	428	0.53%
Kirkuk	727	257	0.29%
Baghdad	414	231	0.17%
Other	930	468	0.38%
Total Iraq	247,861	87,055	100%

Camps Registered Population			
Camp	Individuals	Households	% Total
Al-Obaidi Camp	1,519	318	1.62%
Akre Settlement	1,442	336	1.53%
Domiz Camp 1	43,235	13,936	46.00%
Domiz Camp 2	5,810	1,264	6.18%
Gawilan Camp	6,131	1,534	6.52%
Basirma Camp	3,661	893	3.90%
Darashakran Camp	9,809	2,101	10.44%
Kawergosk Camp	10,215	2,663	10.87%
Qushtapa Camp	6,285	1,651	6.69%
Arbat Camp	5,878	1,554	6.25%
Total	93,985	26,250	100%

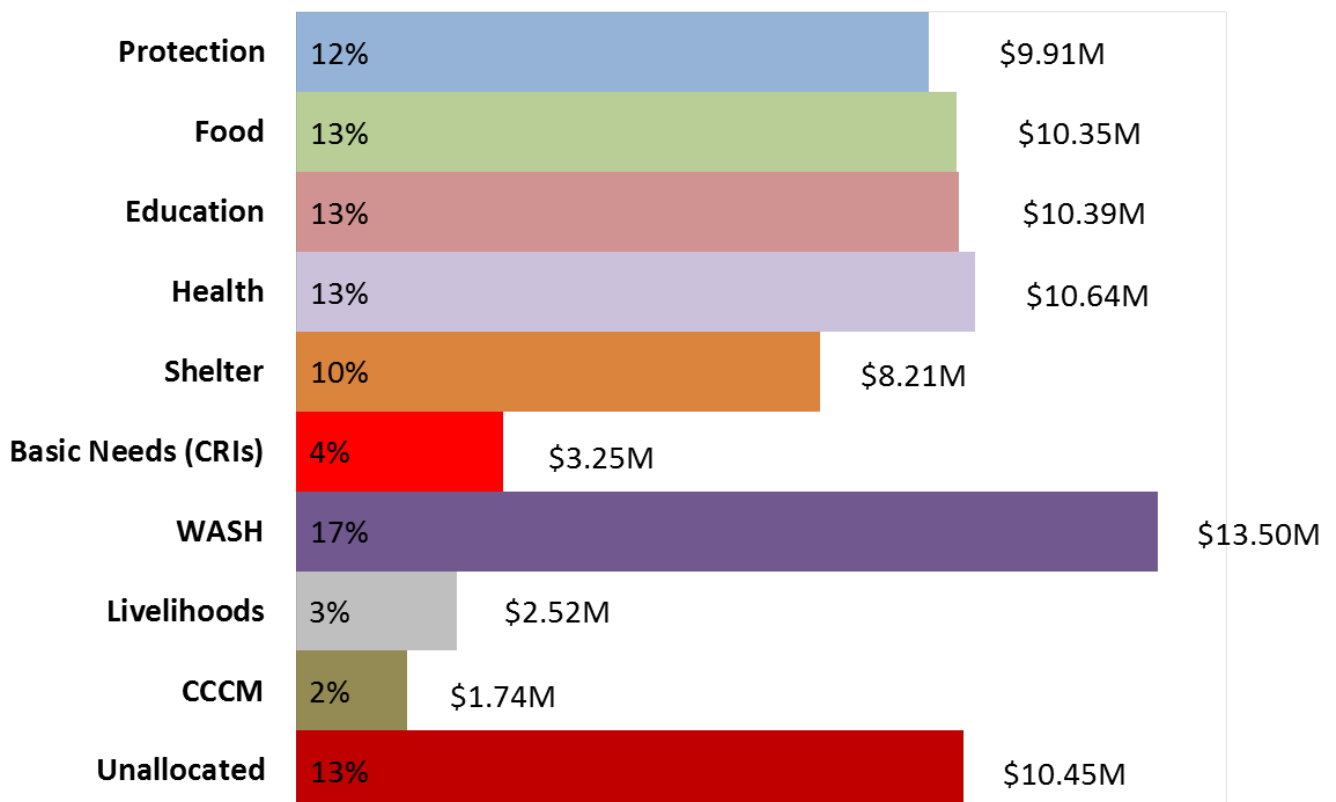
From 16 June 2014, as Al-Obaidi Camp became inaccessible to UN agencies and other humanitarian staff, the camp registered population figure is not updated.

3RP Iraq Funding Status: Appeal, Fund Received & Gap as of April 2015

An overview: Appeal vs Received funding



Sectors breakdown of received fund:



3RP Sectors, agencies and objectives



Protection (UNHCR)

1. Refugees fleeing Syria are able to access safety, seek asylum and have their basic rights respected.
2. Improved and more equitable access for boys and girls affected by the Syria crisis to quality child protection interventions.
3. Risk of SGBV reduced and quality of response improved.
4. Families and communities strengthened, engaged and empowered to contribute to their own protection solutions, identified needs of women, girls, boys and men addressed to appropriate services.
5. Potential for resettlement realised.



Food (WFP, Co-Lead UNHCR)

1. Support access to food for the most vulnerable population impacted by the Syrian crisis.
2. Promote food availability and support sustainable production.
3. Promote utilisation of diversified and quality food.
4. Enhance effective and coordinated food security response.



Education (UNICEF)

1. Sustained access to inclusive education for vulnerable school age children and groups affected by the Syria crisis.
2. Improved quality and learning environment.



Health and Nutrition (WHO, Co-lead: UNHCR)

1. Enhance equitable access, quality, use & coverage to essential health care to Syrian refugees in camp and non-camp setting while ensuring sustained coverage of promotive, preventive, & curative interventions.
2. Improve coverage of comprehensive health services to Syrian refugees and impacted communities through integrated community level interventions.
3. Support the capacity of the national health care system to provide services to Syrian refugees and members of impacted communities in the most affected governorates.



Shelter (UNHCR, Co-lead: NRC)

1. Sustainable and gender appropriate access to adequate shelter and infrastructure is available, improved and maintain in Camps.
2. Sustainable adequate shelter and community infrastructure for vulnerable Syrians refugees and host-community members in non-camp setting, for all.



Basic Needs (Non-Food Items) (UNHCR, Co-lead: ACTED)

1. Population has sufficient basic and domestic items.
2. Population has sufficient items suitable for seasonal assistance.
3. Logistics and supply optimized to serve operational needs.



WASH (UNICEF)

1. Affected populations have timely, equitable and sustainable access to a sufficient quantity of safe water for drinking, cooking and personal hygiene.
2. Affected populations have equitable and sustainable access to culturally appropriate and gender sensitive sanitation facilities and services that ensure a hygienic living environment.
3. Affected populations have reduced risk of WASH-related diseases through improved hygiene practices and access to hygiene items and services on a sustainable and equitable basis.



Livelihoods (UNDP, Co-lead: DRC)









1. Improve economic opportunities for affected populations for Syrian refugees and host communities.
2. Improved employability with marketable skills.
3. Promote Inclusiveness and peaceful co-existence among refugees, host communities and other local groups.






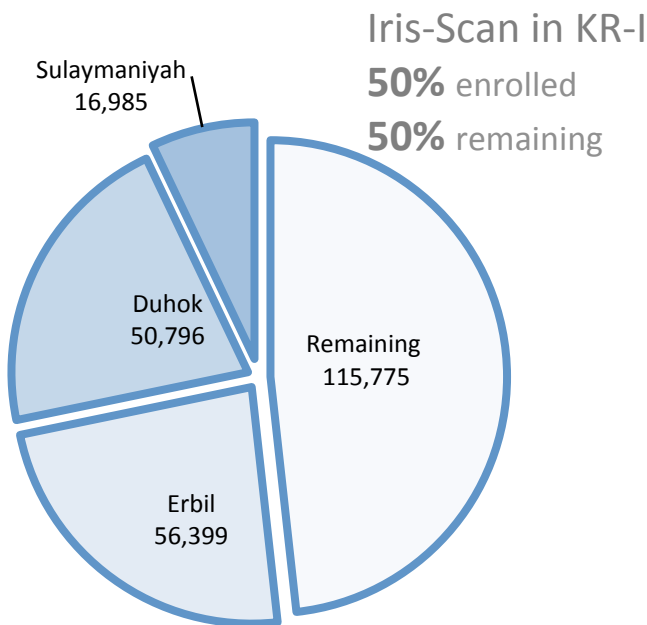
Camp Management and Coordination (UNHCR)

1. Camp management and coordination refined and improved.
2. Promoting Community Empowerment.

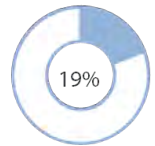
3RP Sector's Refugee Response Summary as of 31 March 2015

Sectors	Indicators	January	February	March	Current Status	Targets	Gap
 Protection	# of Syrian refugees registered or awaiting registration	238,688	244,731	247,861	247,861	250,000	2,139
	# of Syrian refugees with updated registration records including iris scan enrolment	38%	43%	50%	50%	100%	50%
	# of Syrian refugees submitted for resettlement or humanitarian admission	50	62	56	168	1,200	1,032
	# of Separated and unaccompanied children reunified or in alternative care	97	26	812	935	1,829	894
	# of Children with access to PSS	2,677	2,234	9,932	14,843	20,669	5,826
	# of Girls and boys who are survivors or at risk receiving specialized child protection support	145	631	2,530	3,306	6,121	2,815
	# of WGMB at risk of SGBV accessing services	3,861	4,919	3,744	12,524	80,000	67,476
 Food	# of individuals receiving food & agricultural livelihoods support	-	-	-	-	148,971	148,971
	# of individuals who receive food assistance (cash, voucher or in-kind)	103,601	102,825	104,115	104,115	148,971	44,856
 Education	# of targeted children (3 - 5 years old) (b/g) enrolled in Early childhood Education	-	-	1,658	1,658	4,625	2,967
	# of targeted children (6-17) (b/g) enrolled in formal education (primary or secondary)	29,534	29,559	29,637	29,637	49,514	19,877
	# of targeted children (6-17) (b/g) enrolled in non-formal or informal education or and life-skills	5,990	5,990	3,555	5,990	11,240	5,250
	# of youth, adolescents and adults (m/f) accessing vocational training or higher education	-	140	-	140	9,886	9,746
	# of education personnel (m/f) trained	168	197	313	678	2,500	1,822
	# of educational facilities constructed, renovated or rehabilitated	2	21	-	23	85	62
 Health	# of consultations for target population in primary health care services	34,035	32,431	24,611	91,077	309,000	217,923
	# referrals of target population to secondary or tertiary healthcare services	958	905	740	2,603	15,000	12,397
	# of health facilities supported	5	-	-	5	120	115
	# of health care staff trained	26	64	81	171	550	379
	# of children receiving polio vaccination	1,834	4,023	776,299	776,299	769,500	-
	# of women in refugee camps attending ANC1	249	950	680	1,879	3,175	1,296
	# of children under 1 immunised against measles	879	574	233	1,686	7,115	5,429
	# of mental health care consultations provided	996	781	848	2,625	9,000	6,375
 Shelter	# HH in camps receiving assistance for shelter and shelter upgrades	-	1,558	57	1,615	15,880	14,265
	# HH outside of camps receiving assistance for shelter and shelter upgrades	-	-	476	476	4,500	4,024
 Basic Needs	# of households received core relief items in-kind	234	973	692	1,899	9,400	7,501
	# of households received seasonal support through cash or in-kind assistance - winterization	1,852	7,842	4,625	14,319	18,300	3,981
 WASH	# of beneficiaries who have experienced a hygiene promotion session	92,787	-	1,198	93,985	120,219	26,234
	# of target beneficiaries with access to appropriate sanitation facilities and services	92,787	-	1,198	93,985	103,546	9,561
	# of individuals benefiting from improved access to adequate quantity of safe water	60,960	-	9,943	70,903	133,769	62,866
	# of target beneficiaries with access to adequate quantity of safe water	92,787	-	1,198	93,985	133,769	39,784
 Livelihoods	# of individuals accessing wage employment opportunities	30	50	129	209	20,000	19,791
	# of community support projects implemented	10	1	-	11	150	139
	# of individuals trained and/or provided with marketable skills and services	227	1,149	502	1,878	10,000	8,122

 Monthly measured (SUM)
 Accumulative
 Max



\$51.44 million required in 2015
\$9.91 million received in 2015



SGBV partners in Duhok and Sulaymaniyah have added livelihood to SGBV services; it is expected that this will have a major positive impact on the ability of survivors to recover and reduce protection risks. An increasing number of men and boys access SGBV services following sustained awareness raising and the provision of enhanced, and non-discriminatory access to the services.

International Women’s Day activities were implemented in all camps and urban locations; themes were related to access to rights, gender equality, participation of women in leadership, and prevention and reduction of early marriage.

In Erbil, elections for the first **urban community based protection committee** were successfully held, and the refugees, displaced and affected host community elected 15 members of whom 7 are women.

Protection activities in **Al-Qaim refugee camp** remain suspended. It has been reported that many refugees have returned to Syria, but it is estimated that some 3,700 refugees are in Al-Qaim, of which 980 individuals are in the camp. It has been reported that movement outside of ISIL controlled territory is forbidden, whereas refugees can move within certain hours within ISIL controlled territory. Education is ongoing, but the curriculum has been changed at ISIL’s instruction and thus topics as geography, history and nationality have been abolished.

March Highlights:

Syrian refugees from Kobane and other areas continue to **arrive** the Peshkhabour border (4,465 individuals). As from 2 March 2015 onwards the Ibrahim Khalil border has been closed to new arrivals from Syria. Refugees report that many of them were displaced in Syria prior to the plight, and female headed household face severe challenges moving through ISIL held territory.

Refugees **returning** to Syria (1,458 individuals) claim family reunification, access to medical care, attending family events, and the high cost of living in the KR-I as their main reason for departure.

Biometric registration and verification is progressing, and it is anticipated that the exercise will be completed in the KR-I towards the end of June.

The residency department in Sulaymaniyah has agreed to extend the residency for a period of 12 months thereby aligning the practice with Erbil and Duhok. The residency department will also participate in the ongoing verification and biometric registration exercise in urban areas, thereby increasing and speeding up the pace of residencies for out of camp refugees. The provision and quality of legal aid has been focus of attention in March, and engaged the support for the issuance of marriage and birth certificates as well as legal interventions to halt deportations. Nonetheless, some 8 refugees were deported from Akre in February 2015, and in one case a deportation decision was halted.


Child protection partners have conducted community based and individualized activities to understand reasons for school drop outs in refugee camps and urban areas. It appears that physical and psychological violence features prominently in addition to children going to “gaming” shops and other expressions of negative coping mechanisms.





Needs Analysis:

The revision of the verification and biometric registration work plan, including the preparations for outreach through mobile verification units, is expected to accelerate and complete the process by the end of June 2015. The impact of the changes in the methodology is carefully monitored. Mobile registration in urban areas will start in April 2015.

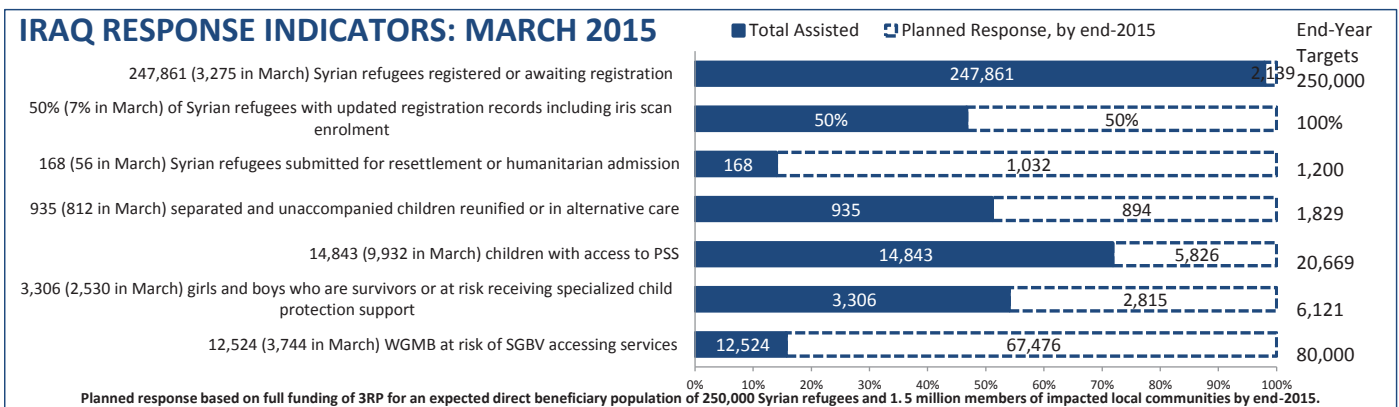


Access to safety and access to asylum will be monitored due to the Ibrahim Khalil

border closure, and the intermittent access through Peshkhabour. Moreover, new arrivals from so-called non-conflict zones in Syria receive 15 days entry visas and may thus face restrictions to access asylum.

The reasons for school drop outs, or lack of enrollment, will be further analyzed as well as the impact of the discontinuation of psycho-social services for children in Gawilan refugee camp due to a lack of funds.

The situation in Al-Qaim refugee camp is of great concern, a further analysis of the situation and exploration of opportunities to provide protection services to refugees is being examined.



Leading Agencies: UNHCR Jacqueline Parlevliet, parlevli@unhcr.org.





104,115 Syrian Refugees Received Food Assistance

Modalities of food distribution:

- **Food voucher (\$19):** in 5 camps (Domiz 1&2, Akre, Darashakran and Kawergosk).
- **Food parcel:** in 5 Camps (Gawilan, Basirma, Qushtapa, Arbat and Al-Obaidi).

March Highlights:

81% (84,126 persons) of all refugees registered in camps are assisted with food vouchers while 19% (19,989 individuals) were reached with individual food parcels.

Due to continued funding constraints, WFP maintained a reduced voucher value of US\$19 per person. Despite reductions, WFP injected US\$1.6 million into the local economy through the voucher programme. The voucher value will remain at US\$19 per person in April.

Preparations for the transition from food parcels to vouchers continued in Basirma and Qushtapa camps, Erbil governorate, where the construction of shops and voucher distribution points is ongoing. WFP plans to start voucher assistance in the camps in April and May, respectively.

An Expression of Interest for Retailers was launched in early March for the remaining two camps in the KR-I, Arbat (Sulaymaniyah governorate) and Gawilan (Duhok governorate). The transition to vouchers in these camps is expected to take place in the summer of 2015. By then the food voucher system will be in place in the 9 camps in KRI.

In Al-Obaidi camp, Anbar governorate, despite repeated efforts to deliver food to the camp, WFP was unable to deliver individual food parcels to Al-Obaidi due to ongoing insecurity. As a result, no distributions of in-kind food took place. UNHCR (through local partner) provided complementary food assistance, a total of US\$11,235 to 749 refugees (US\$ 15/ refugee).

An Addition of two pieces of bread/refugee/day are provided to 868 persons, including 112 unregistered persons.



Food distribution in Arbat camp, Sulaymaniyah, WFP/Neiaz Ibrahim



\$70.30 million required in 2015
\$10.35 million received in 2015

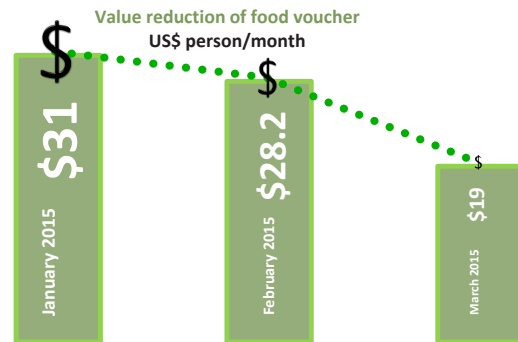


Needs Analysis:

WFP budget requirements to assist Syrian refugees in Iraq in 2015 is US\$56.5 million.

WFP requires US\$12.6 million for the period April to June 2015.

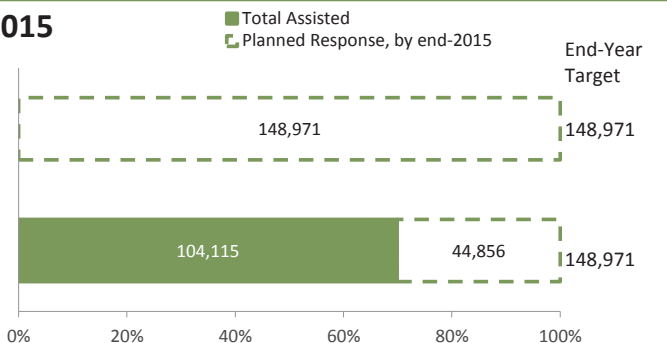
Due to lack of funding children in camp primary schools have not received daily school snacks as part of WFP's school feeding programme since May 2014.



IRAQ RESPONSE INDICATORS: MARCH 2015

of individuals receiving food & agricultural livelihoods support

of individuals who receive food assistance (cash, voucher or in-kind)



Planned response based on full funding of 3RP for an expected direct beneficiary population of 250,000 Syrian refugees and 1.5 million members of impacted local communities by end-2015.

Lead Agencies:

WFP, Matteo Perrone, matteo.perrone@wfp.org
Sepideh Soltaninia, sepideh.soltaninia@wfp.org.
FAO, Fadel El-Zubi, fadel.elzubi@fao.org



Out of 79,965 children (3-17 years), 44% (34,850) children are enrolled in schools: formal, non-formal education and early childhood care

March Highlights:

29,637 students are attending formal education (grades 1 – 12), 14,991 in camp settings and 14,646 in non-camp settings. 3,555 students are benefitting from non-formal education activities including alternative education, catch-up classes and recreational activities. Another 1,658 children between ages of 3 - 5 are attending Early Childhood Care and Development (ECCD) activities. Parent Teacher Associations (PTA) in 15 camp schools across KRI were supported with small grants to ensure the on-going maintenance and cleaning of school buildings. This additional support is allowing the PTA to provide assistance for the on-going maintenance and cleaning of school buildings. 2 schools in Dahuk completed the implementation phase of the School Improvement Projects (SIP).

150 teachers received training on the fundamentals of good teaching practice, psychosocial support, and positive discipline in school in the four camps in Erbil (Kawergosk, Darashakran, Basirma and Qushtapa). Another 59 teachers in Erbil received training on how to administer reading evaluations. The building of the 6 additional pre-fabricated classrooms in Qushtapa camp is almost completed. 25 new students have already registered. In Basirma camp the construction of the 3 new pre-fabricated classrooms and the establishment of a new kindergarten are mostly completed. Catch-Up Classes continued for 735 children (357 boys and 378 girls) students from the new Kobane caseload are ongoing in the 4 camps. These classes are allowing students who missed school due to displacement to go back to school.

To bolster enrolment, education sector partners have been conducting home visits to encourage students in the four camps in Erbil to attend schools regularly.

69 teachers (60 in Erbil and 9 in Duhok) were trained in Healing Classrooms modules in schools. Healing family sessions were held for 204 parents in Duhok and 177 in Sulaymaniyah. The sessions are ways for parents to become more involved in their children’s learning and overall well-being.

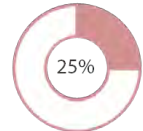
The school of Al-Obaidi Camp resumed the classes as planned for basic education from grades 1 to 9 with a total of 36 teaching staff. The total number of registered students is 575 (301 boys and 274 girls). Due to insecurity it has been difficult to follow the situation of education in the camp.



Qushtapa Refugee Camp, Erbil KR-Iraq. UNHCR/ R. Fraser



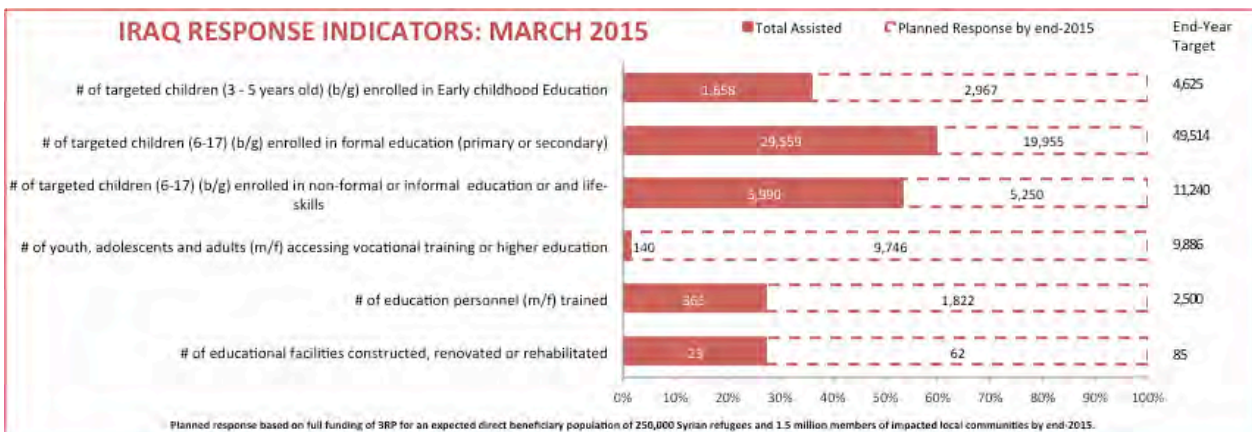
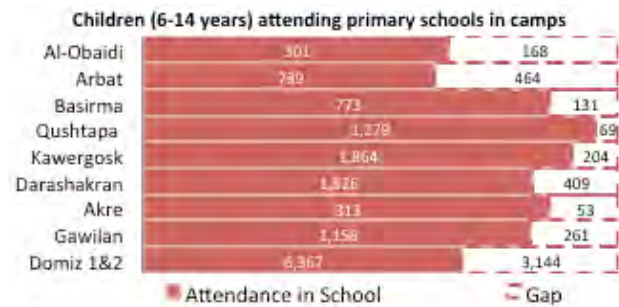
\$41.21 million required in 2015
\$10.39 million received in 2015



Needs Analysis:

There are still disparities in provision of education activities between camp and non-camp settings, especially when considering all school age children between 6 – 17. 61 percent are attending schools in camps while only 43 percent out of camps. Today, of the children completing basic education only 3 percent are in secondary education. There remains a shortage of Syrian teachers in both camp and non-camp schools, especially in some subjects such as science in order to cover all lessons in the required curriculum. Some schools have commenced classes using volunteer teachers. Furthermore, due to budget constraints teachers have not received salaries for some months, 399 newly recruited teachers also urgently need payment of their salaries. Overcrowding of classes is also affecting the quality of services in most host communities.

There are not enough partners providing educational activities for children aged 3-5, including ECCD and secondary education. Additional financial support and allocation of adequate learning spaces are required to expand ECCD programming and secondary education.





25,351 consultations are provided to the Syrian Refugees in primary health care services



March Highlights:

- More than 25,000 refugees utilized available primary, secondary and tertiary health care services provided by the Directorate of Health (DoH) and NGO partners with the support of UN agencies. The overall health care utilization rate is decreasing, largely due a reduction in consultations for upper and lower respiratory infections with the onset of spring.
- In several camps increasing numbers patients reported with lice and scabies. Joint action plans were developed with and implemented health, WASH and camp management partners.
- A nutrition survey among Syrian refugees in camp and non-camp locations is planned to be conducted in May jointly by MoH, UNICEF and UNHCR. The survey will look into global acute malnutrition and chronic malnutrition in children under 5 as well as in infant and young child feeding practices. Planning meetings were conducted to develop the concept note.



\$34.29 million required in 2015
\$10.64 million received in 2015



Needs Analysis:

The primary objectives in the health sector response to the Syrian refugee crisis in Iraq are:

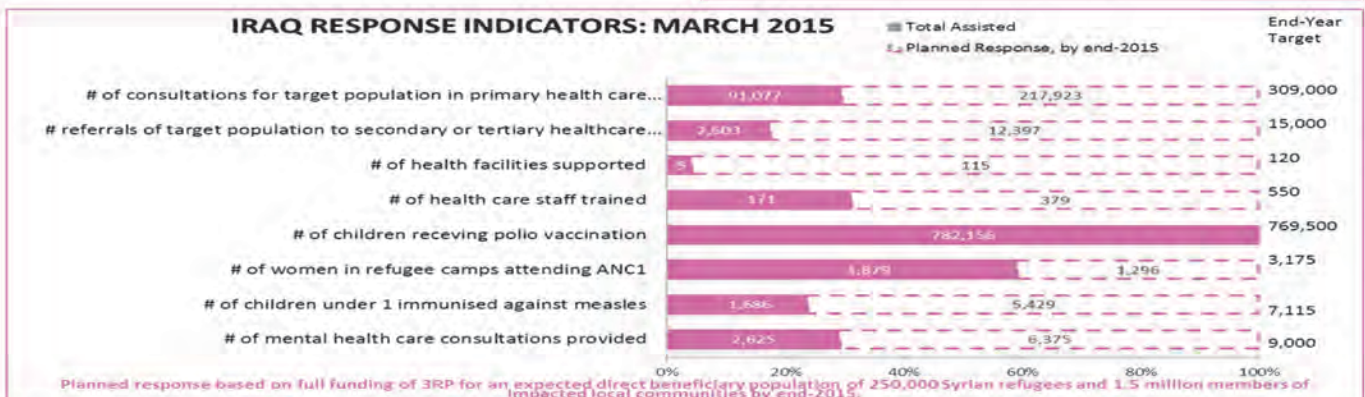
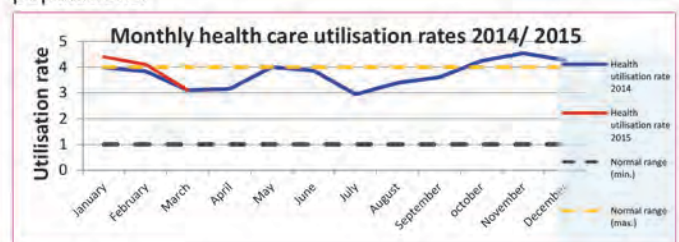
- ① the provision of comprehensive primary health care services, ensuring adequate nutrition care.
- ② maintaining access to essential secondary and tertiary health care for all refugees.

Access to comprehensive primary health care services including maternal and child health has improved, however, it remains constrained for specialized services including among others mental health, chronic diseases management and secondary/ tertiary health care. The continued support for health care services provided by the Ministry of Health and humanitarian actors is a key priority to prevent excess morbidity and mortality among the displaced Syrian populations.

Control of communicable diseases remains another key priority and needs to be strengthened further. After the confirmation of the first Polio cases in Iraq since 2000, national and subnational polio immunization campaigns will need to be conducted throughout the year to contain the spread of the virus. Stretched hygiene and sanitation services in refugee camps result in the risk of outbreaks of cholera, dysentery and other WASH-related infectious diseases. Outbreak preparedness plans are under preparation, emergency stocks need to be established to ensure swift response.

Access to health care services for non-camp populations needs to be further strengthened. Results of the MSNA continue to indicate that 20% of the non-camp population encounter difficulties in accessing health services. Key obstacles include costs for health services and medicines as well as perceived availability of relevant services.

Access to mental health and psychosocial care services remains an area in need of further support for both camp and urban refugee populations.



Leading Agencies: UNHCR, Sandra Harlass, harlass@unhcr.org/ WHO, Dr. Mohammad Dauod Altaf, altafm@who.int and Ministry of Health (MoH - KRI).



Qushtapa Refugee Camp, Erbil, UNHCR/M. Al-Nkshbandi

March Highlights:

74 % of households live in improved shelters (with concret slab, kichen and latrine and shower). About 25% of the improvement of the shelter units are made by the refugees themselves particularly in Domiz 1 camp.

Erbil camps:

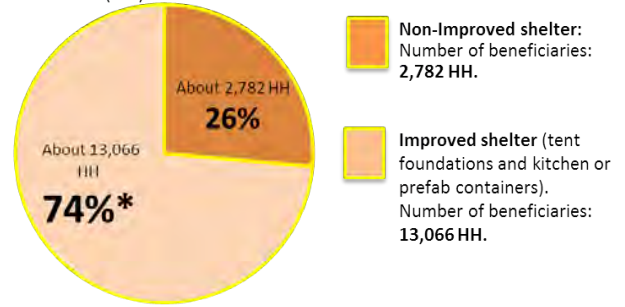
Darashakran: The site development work continues in extension part of Darashakran with a total capacity of 220 shelters; so far the construction of 190 shelter plots is completed . A reception center for the new arrivals: 100% of the construction work is completed.

Kawargosk: The relocation of 400 families living in non-improved shelters (transit area) to the permanent area (with improved facilities) was completed. Improvement to roads in the permanent area is continuing.

Basirma: The site development work continues: construction of 190 shelter plots is about to complete and work continues for the remaining 182 units. UNHCR allocated space for WFP voucher distribution area inside the camp.

Duhok camps: Through UNHCR funding, KURDS completed 4 green houses in Gawilan, as part of pilot projects for livelihood agricultural projects . Similar projects will be replicated in other camps depending on availability of funds.

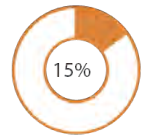
Shelter Situation: 16,385 shelters in the 9 camps for 15,848 households (HH).



* In February 2015 Dashboard, the shelters that were upgraded by refugees themselves were not considered as improved shelters which is considered in March dashboard. Thus, the percentage of households with improved shelter is increased from (48% in February) to (74% in March).



\$55.45 million required in 2015
\$8.21 million received in 2015



Needs Analysis:

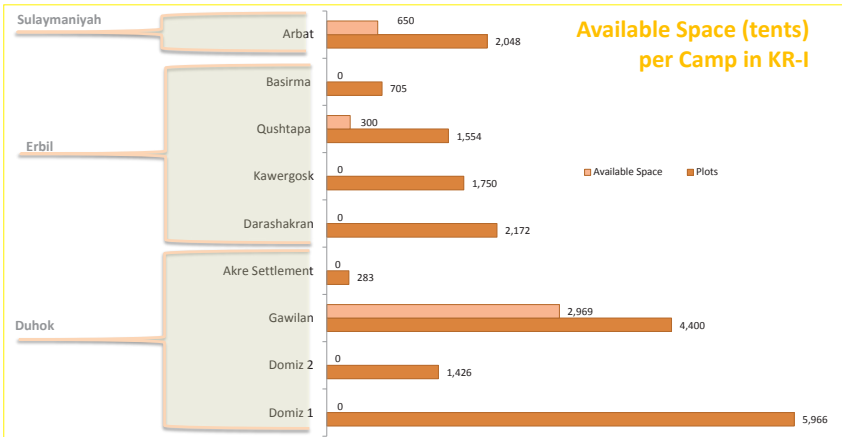
The objective of the sector is to provide adequate and targeted shelter support to Syrian refugees living in camps, in order to reduce vulnerability and physical settlement issues within the camps.

Notwithstanding that the main focus for the shelter sector are the camp refugees, there are some urgent needs for the non-camp population. These include advocacy for continued refugee residency

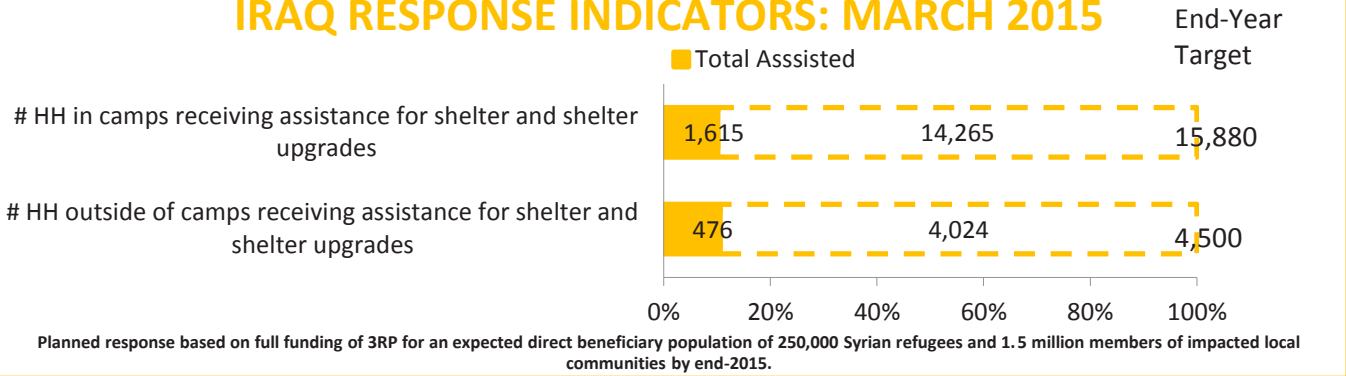
in host communities, upgrades to the dwellings of refugees living in non-camp settings, and the prevention of informal settlements in urban areas.

In this non-camp setting, families that include persons with specific needs (PSNs) will be targeted for assistance first, while mixed approaches will be taken for those non-PSNs. Community outreach and protection services will be engaged in the beneficiary selection, so that those benefiting from shelter assistance will be based on demonstrated need.

In the camps, Improvement mainly to sewage disposal is required.



IRAQ RESPONSE INDICATORS: MARCH 2015



Leading Agencies: UNHCR Mazin AL NKSHBANDI, alnkshba@unhcr.org;
DMC (Development and Modification Center Duhok, KR-I), MoDM (Ministry of Migration and Displacement, IRQ) and Erbil Refugee Council (ERC).





March Highlights:

Distribution of winter assistance was completed in March. Distribution of NFI was limited as numbers of new arrivals were reduced due to restrictions on the border crossings of Ibrahim Khalil and Peshkhabour **Duhok Governorate:**

Winterisation: distribution of UNHCR winter assistance kits was completed during the first week of March with a final 4193 kits distributed. German Red Cross distributed winter kits to 460 families. IOM provided winter kits to 1270 families in Sheikhan and Sumel none camp areas and to 561 families in Gawilan camp.

1500 none camp families in War City and Domiz collective received 40 liters of kerosene per family from a combination of German Red Cross, Save the Children International and Peace Winds Japan.

New arrivals: 101 families arrived at Gawilan camp. 61 families remained in Gawilan and were allocated shelter and NFI kits. 50 families relocated elsewhere once registered, receiving a basic NFI welcome kit.

Post distribution monitoring was started by UNHCR supported by Peace Winds Japan and Un Ponte Per

Erbil Governorate:

Basirma camp: 176 families received winter assistance kits, 734 families received 40 liters of kerosene

Qushtapa camp: 1221 families received 40 liters kerosene. 2 new arrival families received CRI kits. Mass relocation is expected to take place in April following camp redevelopment.

Kawergosk camp: following camp redevelopment 488 families have been relocated to 512 tents newly erected on concrete slabs, 29 NFI kits were distributed to 29 new arrival families.

Darashakran: winterisation was complete with the distribution of a total of 45600 pieces of polystyrene boards to 1900 families. 6 cases of scabies were reported with the families having there "soft" NFI items immediately

Camp infrastructure, UNHCR in coordination with DRC, Camp Administration and ACF, continued with several assessments and instigated cleaning campaigns in all camps.

Sulaymaniyah Governorate:

Arbat Camp: UNHCR distributed 432 additional winter assistance kits In coordination with UNHCR, YAO distributed 215 small trees to participating refugees as part of tree planting initiative intended to provide stress relief activities.

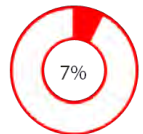
Anbar (Al-Obaidi camp): UNHCR through its partner (ISHO) has distributed 4300 pieces of sanitary napkins, 6420 pieces of baby diapers 2280 pieces of adult diapers, 1690 pieces soap bars and 10000 liters of kerosene.



Domiz Refugee Camp, Duhok. UNHCR/R. Rasheed



\$43.69 million required in 2015
\$3.25 million received in 2015



Items in the UNHCR Winterization Kit:

- Tent Insulating 3rd Layer
- Thermal Blanket
- Plastic Sheets 20 sq.m
- XSP Insulating Layer 23 sq.m
- Kerosene Heater
- Kerosene 100 liter/family/month



Needs Analysis:

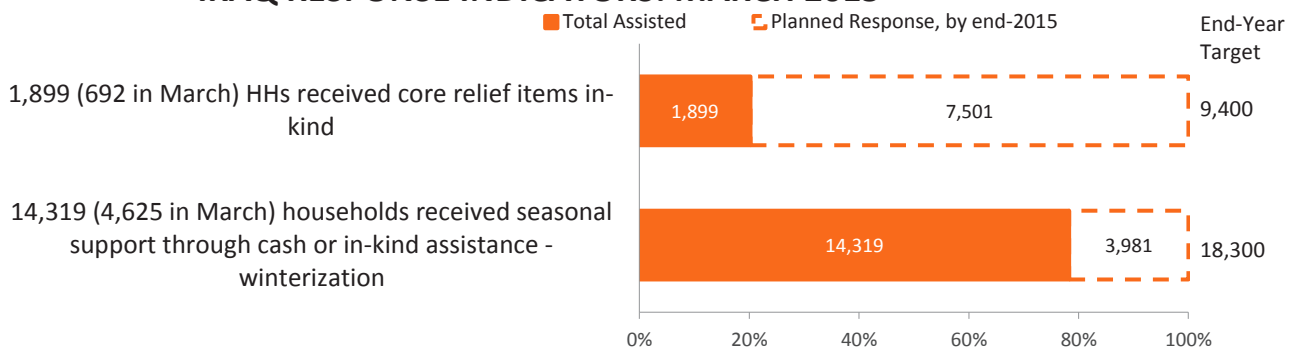
A shortage of baby diapers and sanitary napkins remains a huge gap since September 2014, further efforts required in coordination with Programme and Supply units to meet the need.

In Erbil camps space and garbage collection remain a major constraint, UNHCR continue to liaise with camp managers and Government agencies to resolve these issues.

Preliminary discussions have taken place at cluster/sector level to determine a specific summerisation plan with the response expected to be a combination of nfi and cash.

Due to security situation in Anbar Governorate, Al-Qaim district, and Al-Obaidi camp accordingly, remain unreachable for humanitarian actors.

IRAQ RESPONSE INDICATORS: MARCH 2015



Planned response based on full funding of 3RP for an expected direct beneficiary population of 250,000 Syrian refugees and 1.5 million members of impacted local communities by end-2015.

Leading Agencies: UNHCR Sophia Glazunova, glazunov@unhcr.org; Co-leading agency: ACTED.





93,985 Syrian refugees in the 10 camps benefit from access to adequate quantity of safe water

March Highlights:

Duhok:

Domiz 1 camp: Access to safe water varies from sector to sector, since only some are connected to the water network while others depend on water trucking. There are still families sharing one latrine this varies between 2 and 4 Families per latrine. The transition to the local management for increased sustainability under the resilience objective of the 3RP is currently been planned.

Erbil:

All camps ACF continues the clean-up campaigns.

Qushtapa camp: Relocation of families started at the end of the month, families were provided with keys to their sanitation facilities as they were arriving to the new location.

Kawergosk camp: camp, and the repairs in the water network are on-going. Water trucking is being provided as an interim measure until the works are finished.

Basirma camp: There is not sustainable water source; people depend on water trucking for drinking and borewells with saline water for domestic use.

Darashakran camp: PWJ secured some funding for starting the works of the grey water system, but this is not enough to fulfil the requirements of the site.

Sulaymaniyah: Arbat camp all WASH facilities are complete for sectors A, B and C. In sectors D and E the pump connected to storage tank is expected to be connected to the electricity by mid-April 2015.

Anbar:

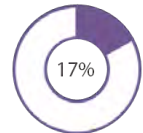
Al-Obaidi camp: even with the challenges to access Al-Obaidi camp AFKAR Society, in partnership with UNICEF continues the provision of WASH services for the refugees.



The construction of Water Network in Gawilan Camp, UNHCR/R. Rasheed



\$79.32 million required in 2015
\$13.50 million received in 2015

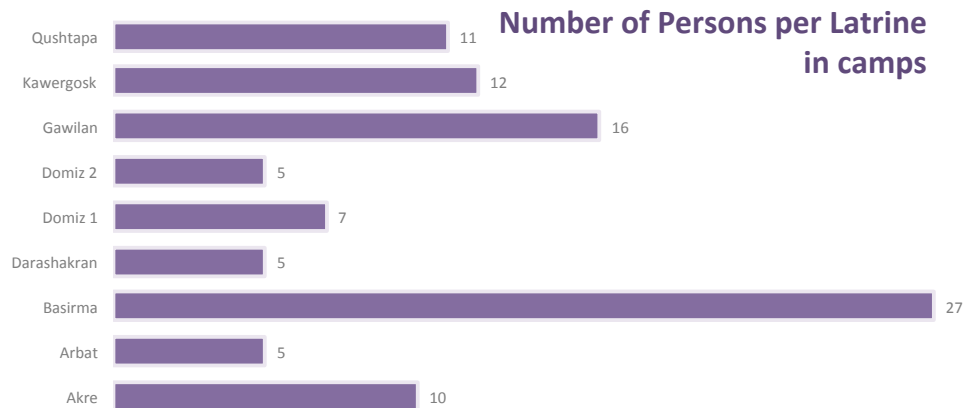


Needs Analysis:

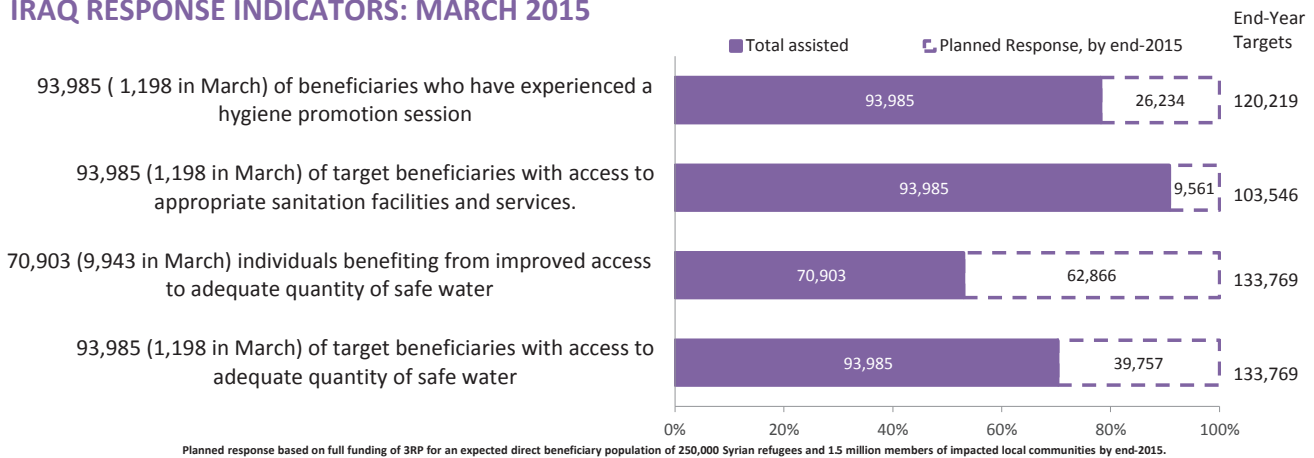
Funding for the continuation of operation and maintenance of the WASH facilities and the WASH services remains a critical challenge.

The drainage of grey water in Darashakran camp and solution to the saline water in Basirma camp continue to be challenging.

Kawergosk and Qushtapa the funding for the construction of WASH facilities for new planned shelter plots is not available.



IRAQ RESPONSE INDICATORS: MARCH 2015



Planned response based on full funding of 3RP for an expected direct beneficiary population of 250,000 Syrian refugees and 1.5 million members of impacted local communities by end-2015.

Figures based on received partners reports. Leading Agencies: UNICEF - Freddie Mantchombe, fmantchombe@unicef.org





March Highlights:

Social Cohesion & Sustainable livelihood for Syrian refugee and host communities cover 1. Income generation oportunities and 2. Employment

1-Income Generation opportunities:

Increased employment opportunities through income generation/employment creation activities. Number of beneficiaries: 129 (105 in Erbil and 24 in Sulaymaniyah) as per following :

In Kawergosk camp 14 beneficiaries received 7 Enhancement In-Kind Grant packages for their joint Small Businesses, the packages was to promote successful established businesses those required some additional assistance, the business enhancement packages dedicated for successful established businesses which required additional assistance by enhanced shop design which entails investments into existing business premises, as well as improving marketplaces as community spaces.

In Basirma Camp the income generation activity was delivered through sewing cash for work method for 36 Syrian Refugee women as direct beneficiaries.

The aim of the activity is to empower women economically by creating income opportunities through income generation/ cash for work program. The program specification is to target females heading households in order to enable them support their families in the absence of male breadwinner.

2-Employment:

Facilitation mechanisms for job opportunities, vocational and business trainings provided (employability trainings, skills trainings, job portals, job newsletters, databases) . Number of beneficiaries: 502 (402 in Erbil and 100 in Duhok).

In Gawilan camp 100 beneficiaries complete their Vocational Training courses in computer skills, hairdressing, barbering, welding, mobile repair and tailoring.

Assesment on employment: To collect information on pre-existing skills sets among refugees in camps in Erbil governorate, as assesment is conducted . Resultas of the assessment will provide guidance on how to link refugees to sustainable livelihood opportunities in the local labor markets.



\$40.93 million required in 2015
\$2.52 million received in 2015



Needs Analysis:

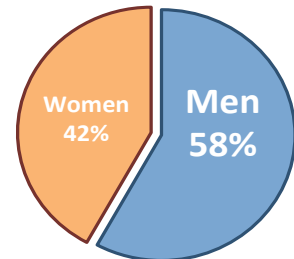
As per reporting from Livelihoods partners in March 2015, women represented about 42% of the beneficiaries reached through livelihoods programming targeting refugees.

Although this represents less than half of the total beneficiaries reached in the month it also highlights a need to maintain a focus on activities which link women to income generating opportunities. Particularly in cash for work activities that tradationally focus on men who are able bodied to participate in physical labor activities.



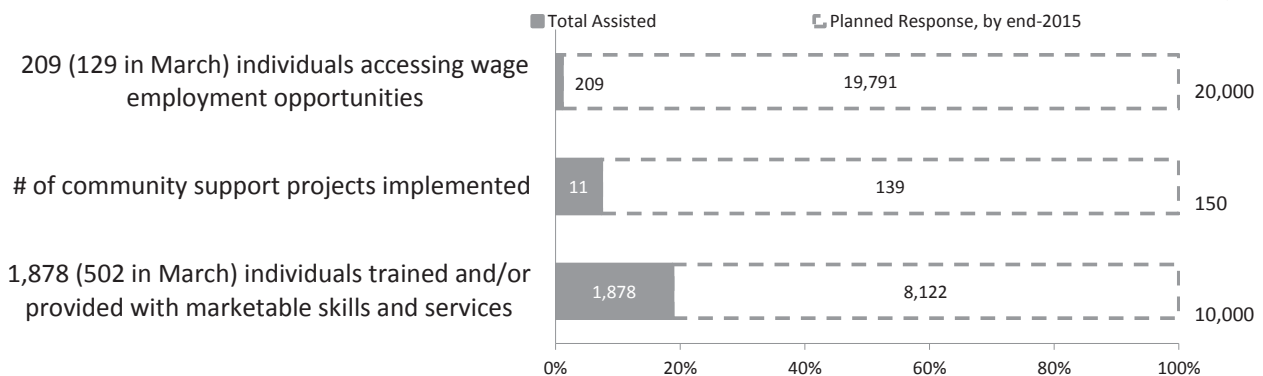
Small business management training in Dohuk, for non camp livelihood beneficiaries, Rozhan Muhsin

Percentage of men and women benefited from all livelihoods activities



IRAQ RESPONSE INDICATORS - MARCH 2015

End-Year Target



Planned response based on full funding of 3RP for an expected direct beneficiary population of 250,000 Syrian refugees and 1.5 million members of impacted local communities by end-2015.

Leading Agencies: UNDP, Mizuho Yokoi, mizuho.yokoi@undp.org. Co-leading agency: DRC



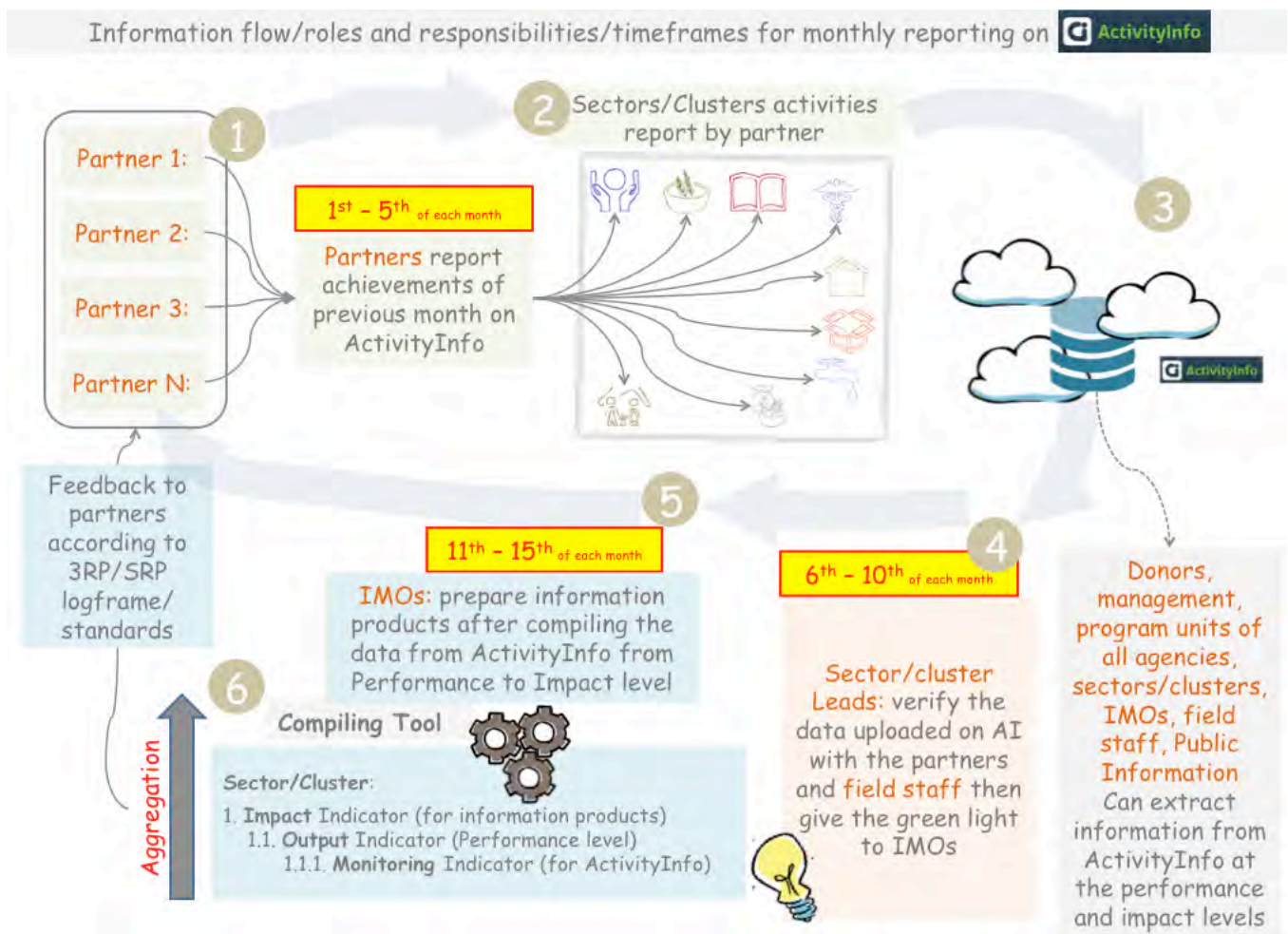
3RP reporting : Information Management as Coordination Support

Reporting on the activities carried out by partners (about 80) supporting 3RP will reflect progress towards the targets and indicators of each one of the 9 sectors. The 3RP is supported by a multifaceted logical framework linking all Sectors' objectives and their indicators to be reported on by the partners.

Thus, an on-line platform ActivityInfo (www.activityinfo.org) is rolled out containing databases of all the sectors and indicators to allow an integrated humanitarian response and reporting. It allows each agency to:

- Collect, Manage, analyze and geo-locate their own activities.
- Use the same reporting tool to report on their activities in each sectors/clusters they support.
- View and extract reports on all the activities of other agencies in the response.
- Integrate their activities within the entire response.
- Know who is doing what and where (& when): 3Ws and 4Ws.
- Reinforce partnerships.
- Reduce costs and time on reporting.

During the first quarter in 2015 training sessions were provided to about 400 members from different partners. Further periodic training sessions are planned during 2015. Please contact UNHCR Information Management Unit, Erbil: irqerbim@unhcr.org. Therefore, below Information flow is followed to integrate the plans and the implementation of all sectors/clusters by all partners and their activities in all locations.



Cash Assistance 1/2

Cash assistance as part of the cash based response is intended to meet the basic needs, provide immediate relief and to prevent negative coping mechanisms of extremely vulnerable Syrian refugees residing out of camps.

Multi-purpose cash assistance in UNHCR is considered one of the tools to assist persons of concern to meet their basic needs. One-time support aims to soften the initial impact of economic vulnerability while multi-month cash assistance is intended to help refugee families survive outside of a camp-context, for a period of three months. Cash assistance contributes crucially to an avoidance of negative coping strategies (including prostitution, begging, etc.).

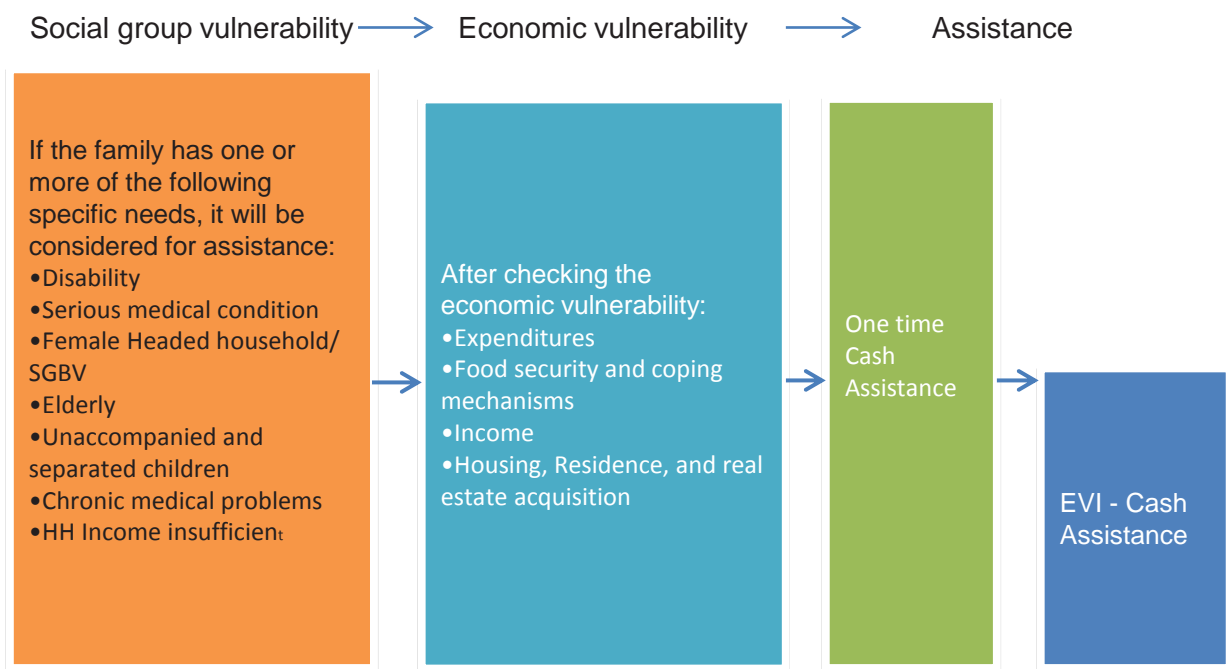
The aim of UNHCR Iraq’s cash assistance activities is to meet the basic needs of the most vulnerable among UNHCR persons of concern and to prevent potentially harmful coping mechanisms. The refugees residing in the camps are provided with basic needs such as shelter, food and Non-Food items.

Identification and Selection:

All Syrian Refugees in Iraq registered with UNHCR can be eligible for the UNHCR funded cash assistance. Targeting of eligible individuals for cash assistance happens through the PARCS (UNHCR centers of registration), Hotlines, Listening Centers, referrals or during Protection Monitoring/ Field visits, outreach volunteers or at Registration stage or during counseling.

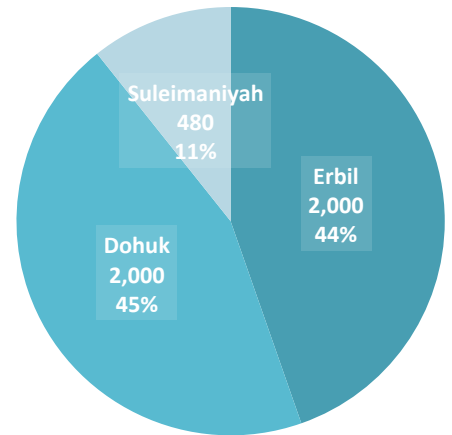
Once a refugee family with extreme vulnerability is identified (and verified as a person of concern by the program) partner field staff conducts a detailed interview with the family and/ or individual to determine the extent of vulnerability and the assistance necessary.

The identification considers the following criteria:



Cash Assistance Plan for 2015 on the basis of available budget:

Number of targeted families per governorate



Total Amount: 1,730,733 USD

A panel (UNHCR staff) reviews the assessment form for each case for approval.

Delivery Mechanism:

During 2014 UNHCR provided cash assistance to refugees through bank cheques issued in the name of the beneficiaries.

To enhance the efficiency of effectiveness of cash assistance programs, UNHCR is in the process of signing an agreement with International Smart Cart (Qi Card).

This will not only enhance the efficiency of the cash bases assistance but also provide flexibility to the users and enhance security of the beneficiaries.

Cash Assistance 1/2

Post Distribution Monitoring Assessment of 2014 UNHCR Non-Camp Syrian refugees Cash Assistance

UNHCR has planned a Post Distribution Monitoring (PDM) of its cash assistance to Syrian refugees during 2014. The purpose of the PDM is to ascertain how far the cash assistance is useful to meet the basic needs of the Syrian refugees and beneficiaries experience with the processes involved in cash assistance i.e. identification, cash delivery and its utilization. The process started in Erbil with the total sample size of 42 to be covered in Erbil Governorate.

This PDM will focus on how the beneficiaries used the received cash assistance in covering their expenses: Food/ Nutrition; Summerization (cooling/ clothing etc.); Rent; Medical; Clothes; Education; Household Items; Winterization (Heating/ clothing/ blankets etc.); Transportation; Improving shelter; and Remittances to inside or outside Iraq. It will also attempt to discover the impact of cash assistance as related to how it was spent to meet their needs. Moreover, it will assess the implementation quality of the partner in terms of access to Information, complaint mechanism, and treatment of the staff.

UNHCR Cash Assistance Partners in KRI:

1. Duhok: Harikar
2. Sulaymaniyah: CDO
3. Erbil: Qandil

Progress:

The identification of the potential cases (vulnerable families) has started in all three governorates. The disbursement will commence from May 2015.

Post Distribution Monitoring Assessment of 2014 UNHCR Non-Camp Syrian refugees Cash Assistance

UNHCR has planned a Post Distribution Monitoring (PDM) of its cash assistance to Syrian refugees during 2014. The purpose of the PDM is to ascertain how far the cash assistance is useful to meet the basic needs of the Syrian refugees and beneficiaries experience with the processes involved in cash assistance i.e. identification, cash delivery and its utilization. The process started in Erbil with the total sample size of 42 to be covered in Erbil Governorate.

This PDM will focus on how the beneficiaries used the received cash assistance in covering their expenses: Food/ Nutrition; Summerization (cooling/ clothing etc.); Rent; Medical; Clothes; Education; Household Items; Winterization (Heating/ clothing/ blankets etc.); Transportation; Improving shelter; and Remittances to inside or outside Iraq. It will also attempt to discover the impact of cash assistance as related to how it was spent to meet their needs. Moreover, it will assess the implementation quality of the partner in terms of access to Information, complaint mechanism, and treatment of the staff.



Cash distribution at Zakho Youth Center. Maan Habbo (UNHCR)

Leading Agencies: UNHCR - Sana Khan, khans@unhcr.org Participating agencies:



3RP resilience component: Feasibility initial steps...

The refugee response plan RRP in 2014 was focusing mainly on live-saving assistance. From 2015, 3RP includes resilience component in parallel to the refugee component. 3RP would allow building coping capacities for refugees and longer-term integration while considering the impacted host communities for assistance.

Main challenges to creating resilience in refugee and host communities:

- How can refugees' and host communities' self-reliance be increased to better absorb shocks and prepare for a prolonged stay of refugee population if needed?
- How can a stronger emphasis on livelihoods form the basis for reduction of external aid?
- How can government capacity and resources match the need for services of a population increased by refugee numbers?

Building the resilience of refugees and their host communities will reduce dependency and result in stronger self-reliance and a better ability of Government, refugees and hosting communities to absorb future shocks. This is the main premise of the 3RP. In order to implement the resilience agenda in Iraq, UNDP is leading the discussions on how a stronger emphasis on job opportunities and livelihoods will provide a longer term basis for downscaling of external support. It is therefore important to prepare the active population for the future emerging market demands for (skilled) labor. The Emerging Market Mapping Analysis (EMMA) is a proven tool that has been used to scan the market for the most promising sectors and identify the required skills. As refugees are provided with work permits for Kurdistan, investing in resilience through job creation and job facilitation mechanisms is one of the main strategies to make refugees and host communities more resilient. The construction, as well as the hospitality and retail sectors have been singled out as some of the top emerging markets for Syrian refugees to find employment. While 45% of the refugees (and the majority of the IDPs in Kurdistan) are in Dohuk governorate the labor market there is least able to absorb the large influx of refugees and IDPs compared to the Erbil and Sulimaniya governorates.

Resilience also means that both refugees and host communities are able to live peacefully together and that service delivery in host communities and refugee settlements are on a par. The large influx of refugees and IDPs has led to a huge additional burden on the host communities. As the majority of refugees reside with host communities, UNDP commissioned a Host Community Needs Assessment (HCNA) early in 2015



Domiz camp: a new city in-between transition and stabilization. A hybrid structure of tents and bricks. Resilience?



Qushtapa camp: another camp becoming a new town...

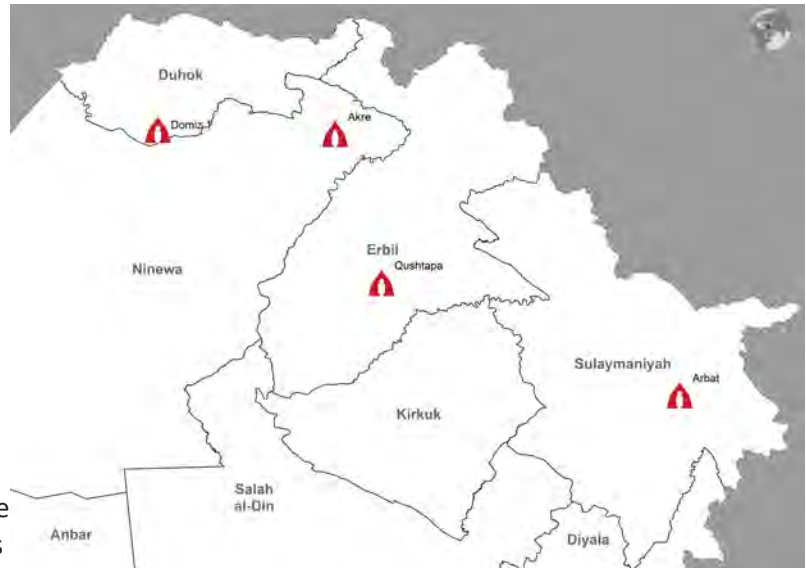
which used the standardized indicators of the Multi Sector Needs Assessment to yield comparable findings across sub-populations in the 23 districts of Kurdistan. Although the final report is not yet published, the initial findings indicate that some of the main stress levels are rising cost for basic needs and the increase in competition for jobs. The final report will be an attempt to establish a baseline to document and gauge the effects of the refugee and IDP crisis on the hosting communities of the Kurdistan region.



Arbat camp: concrete houses replace tents. A new city?

As part of the operational framework between UNHCR and UNDP on the implementation of the resilience agenda that was signed in November 2014, a **resilience feasibility study** was launched by UNDP in March 2014 that focuses on specific representative refugee settlements covering the 3 governorates in Kurdistan. What does it mean for sectors such as health, education, water or shelter for instance to reach a higher level of resilience? How is the degree of resilience measured? and what would it take to make a refugee settlement entirely resilient, if at all possible?

The study will take place over a period of 5-6 weeks and is being implemented by the Middle East Research Institute (MERI). The study is premised on the assumption that international support for refugees will dwindle over the years to come and therefore greater involvement of Government, increased opportunities for finding jobs and stronger community self-reliance mechanisms are part of the resilience strategy. The study will also look at specific vulnerable groups for whom continued humanitarian or welfare assistance would continue to be required; this coincides with the vulnerability mapping that is currently carried out by UNHCR and WFP to guide future decisions on targeting of assistance.



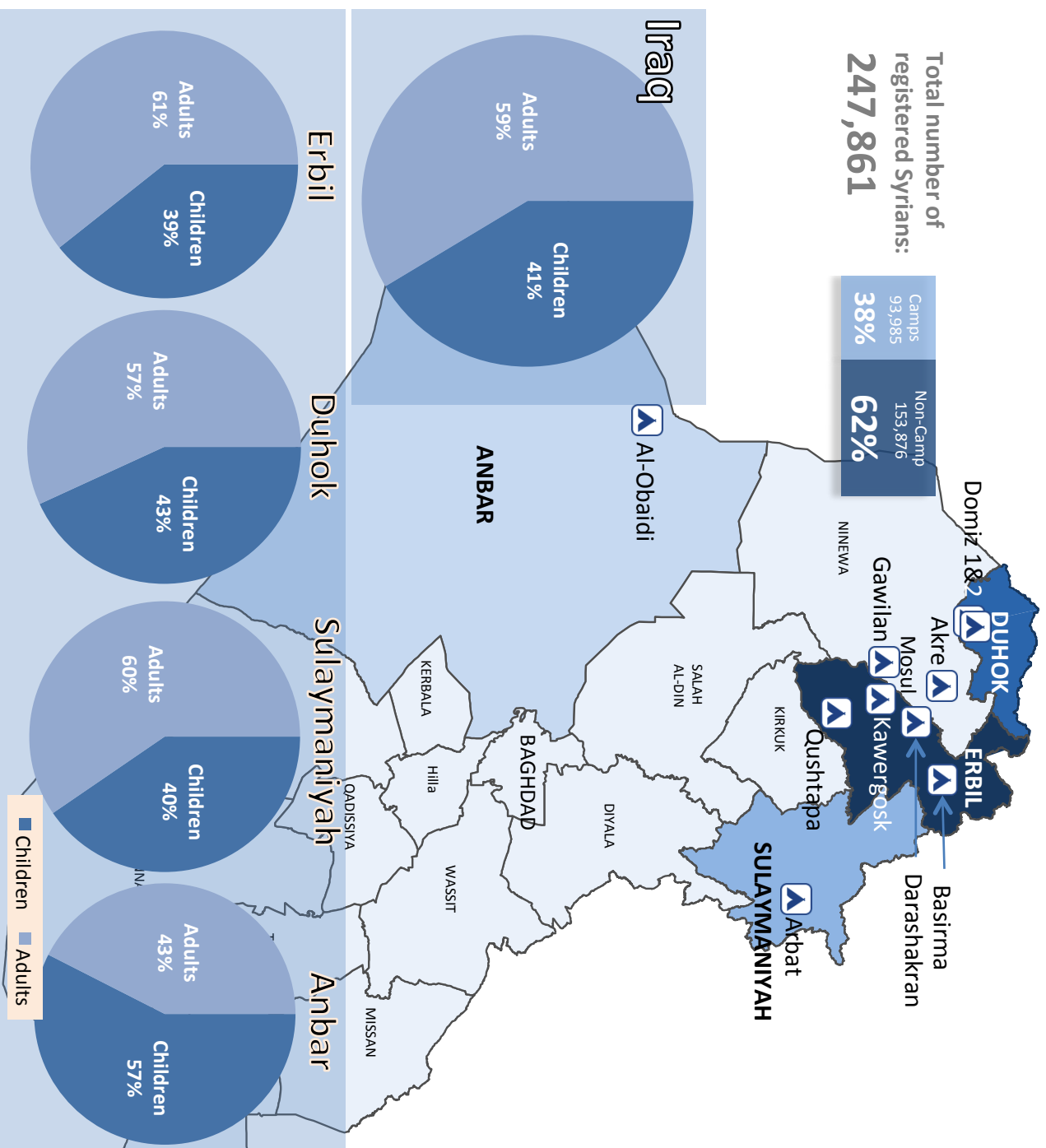
Four refugee camps are part of this resilience pilot: Arbat, Akre, Domiz and Qushtapa. The persons of concern in these camps represent 60.8 % of the total Syrian refugee camp population.

The specific resilience indicators per sector will be refined to better measure the degree of durability in social infrastructure, the level of operation and maintenance cost which is assumed by the municipality, the trend in average income earned by households or the reduction of dependency on immediate humanitarian assistance. Resilience is measured against the level of service delivery that host communities receive with the objective to be on par in terms of access to services.

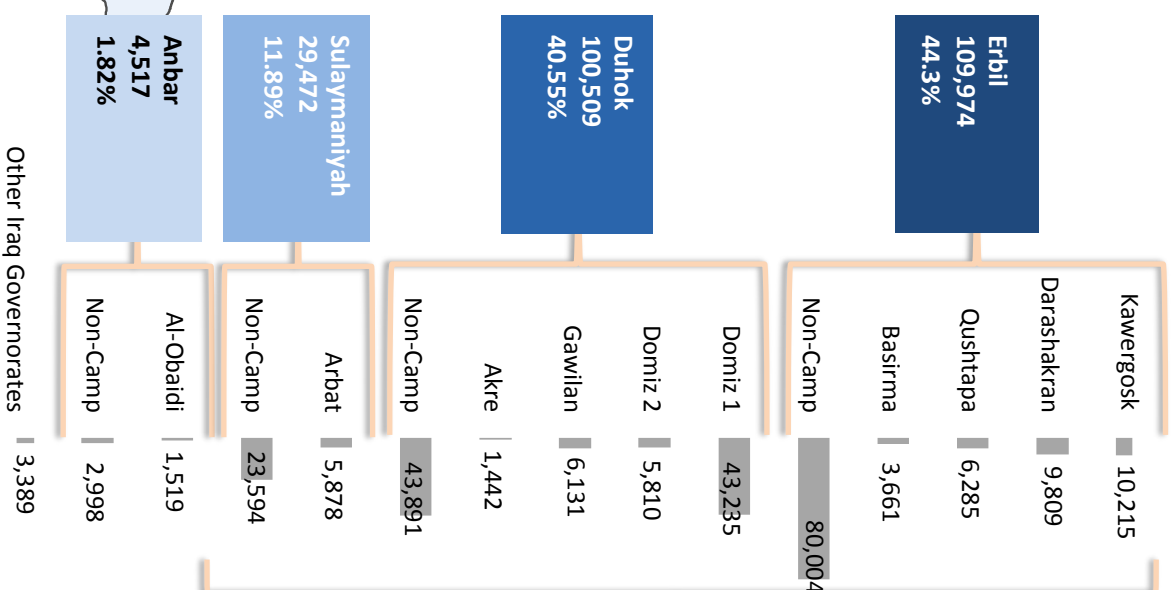
General overview: Refugee stats & locations

Total number of registered Syrians:
247,861

Camps 93,985 **38%**
Non-Camp 153,876 **62%**



Refugee Camp (X10)



Kurdistan Region – Iraq (KR-I) **96.8%** of all Syrian refugees


This map is produced as a reference aid only. The boundaries and names shown and the designations used do not imply any official endorsement by the United Nations. Source of stats: UNHCR Registration Unit Erbil

Erbil Governorate Overview

Who is doing What Where (3Ws) & Camp profiles

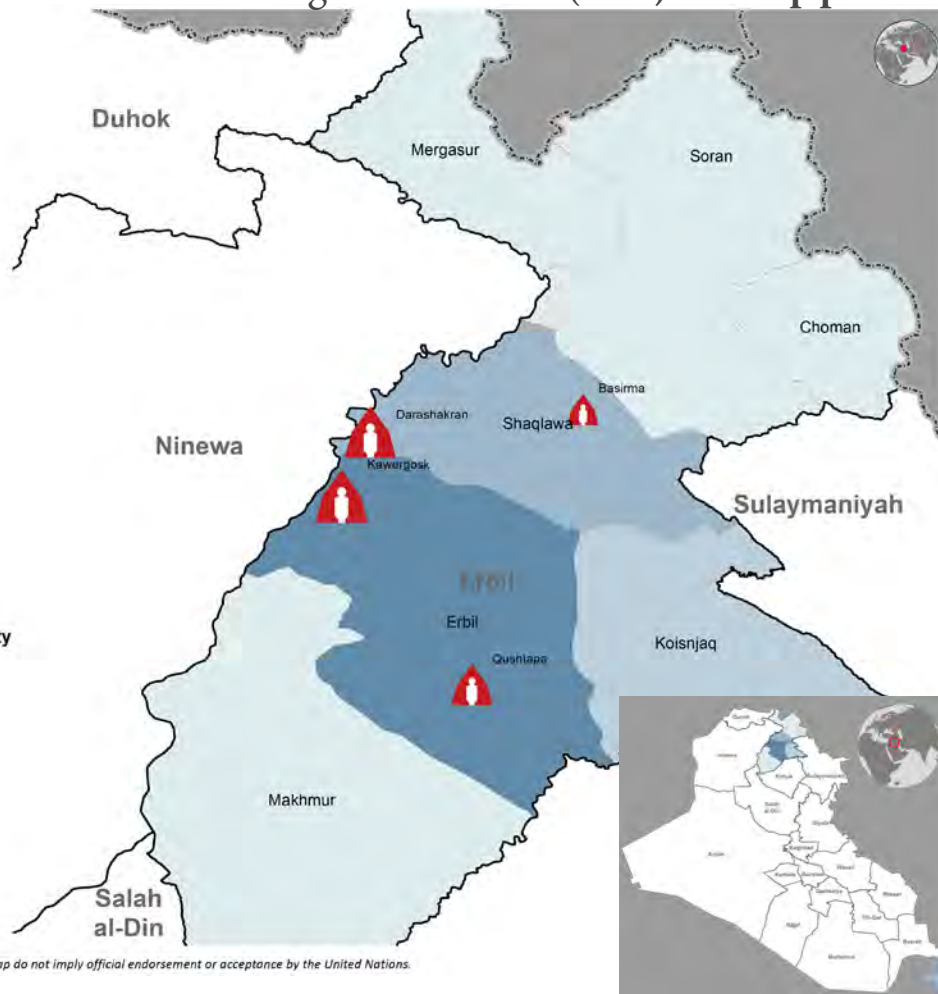
109,974 persons
 44.37% of all Syrian Refugees
 in Iraq (247,861), **40** Agencies
4 Camps: 29,970
 Basirma: 3,661
 Darashakran: 9,809
 Kawergosk: 10,215
 Qushtapa: 6,285
Non-Camp 80,004

Registered Syrian Refugee Population Density



Registered Syrian Refugees, as of 31 March 2015.

10km



The boundaries and names shown and the designations used on this map do not imply official endorsement or acceptance by the United Nations.



Protection (x24):

ACTED, DRC, HI, INTERSOS, KRG, NRC, PARC, PAW, QANDIL, REACH, RWANGA, Save the Children, TDH, UNDP/PAO, UNFPA, Almasela, Start, UNHCR, UNHCR/Intersos, Qandil, UNICEF, PAO, WEO and UPP.



Food (x4):

Barzani Foundation, WFP, WFP/ACTED and WFP/INTEROS.



Education (x10):

Barzani Foundation, Dar Beru, INTERSOS, KRG, REACH, RWANGA, UNESCO, UNHCR, UNICEF and RI.



Health/Nutrition (x13):

BCF, HI, IMC, JIM-Net, KRG, MSF, Peace Winds Japan, UNFPA, UNHCR, UNICEF, RI, UPP and WHO.



Shelter (x10):

DRC, HI, IOM, KRG, NRC, UAE Red Crescent, UNHABITAT, UNHCR, and KURDS.



Basic Needs (x7):

ACTED, Barzani Foundation, DRC, IOM, QANDIL, UNHCR and UNICEF.



WASH (x12):

ACE, DRC, KRG, KURDS, NRC, Qatar Red Crescent, THW, UNHABITAT, UNHCR, UNICEF, UNICEF/RI, and UPP.



Livelihoods (x12):

ACE, BCF, DRC, IOM, KRG, REACH, UN Women, UNHCR, UNHCR/DRC, UNHCR/IOM, WRO, and Zhin.

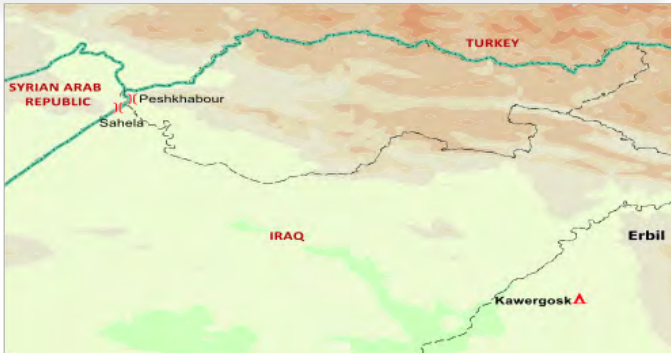
For a detailed 3Ws per camps please consult: <http://data.unhcr.org/syrianrefugees/download.php?id=8641>

Kawergosk Camp Profile: Inter-Sector/Agency Interventions 1/2

Geographic Snapshot and Contextual Background

GPS coordinates : 36.3460809 43.8112815

Region and State : Khabat, Erbil. KR - Iraq



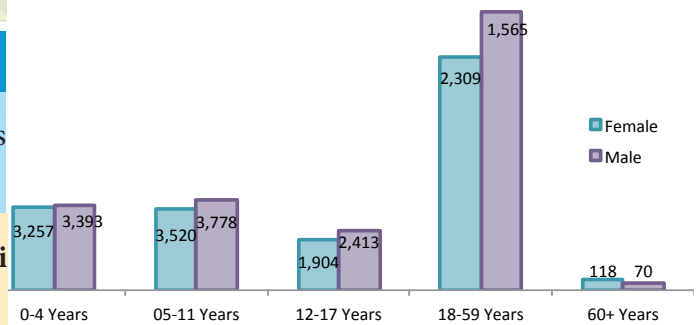
UNHCR/T. Toal

Camp Registered Population: 10,215 persons

Pattern in Population Change : The camp receives new arrivals from Kobane since October 2014

Areas of Origin : Majority are Kurdish from Qamishli in Syria

Age and Gender Breakdown



Inter-Sector/Agency Interventions

Sectors	Indicators	Value	Indicators	Value
	# Persons of concern (PoCs) registered and verified on an individual basis using the biometrics component	4,811 47%	# girls and boys with access to psychosocial support services	1,631
	# Unaccompanied and separated children (UASC) with Best Interests Determination (BID) initiated or completed	5	# child-friendly spaces	2
	# persons receiving legal assistance	25	# PoCs trained on Sexual and Gender Based Violence (SGBV) prevention and response	57
			# women in leadership positions	16

The enhanced phase of the biometrics-based verification exercise will commence in the month of April. Revision of referral pathways is underway.

	# of individuals who receive food assistance (cash, voucher or in-kind)	9,610		
	In January, WFP, in partnership with ACTED, transitioned its food assistance in Kawergosk camp from individual food parcels to vouchers, providing US\$28.20 per person per month. The value of the voucher was reduced in February and March to US\$19 per person per month due to funding constraints.			

	100% of children registered are enrolled in school	1,864 69%	# of teachers trained and education personnel trained	110
	Teachers are receiving on-going training on the fundamentals of good teaching practice, psychosocial support, and positive discipline. On-going support is being provided to the Parent-Teacher Association (PTA) in the school to improve the camp school.			

	1 health center for 10,000 persons	Yes	1-4 consultations/ person/ year	6.1
	Consultation numbers are slightly above the average due to an increased number of acute respiratory infections. Several cases of scabies were reported in the camp. Joint action plans were developed with and implemented by health, WASH and camp management partners. The plans focus on treatment of all family members, supportive measures to control scabies in the accommodation as well as health and hygiene awareness.			

Size of camp area : 419.000m²
Planned capacity (approximately): 8,750 persons

Layout and services provided

Prepared by UNHCR Technical Unit - Erbil



Non-Improved : 1,238 Shelter Plots

Improved : 512 Shelter Plots
 (Concrete Slab, Kitchen, Latrine, Shower)

Inter-Sector/Agency Interventions

Sectors	Indicators	Value	Indicators	Value
	Accumulative # of HHs receiving emergency shelter	1,621	Accumulative # of HHs receiving upgraded shelter	512

The camp is overcrowded as the design capacity is for 1,750 tents but the camp contains 2,300 tents following the new arrivals from Kobane by end 2014. 512 households live in upgraded shelter; there is a need to upgrade 1,238 shelters out of which 400 shelter units will be completed in 2015. Also, there is a need to find space for about 550 families. The current average area per person is 34 sq. m, which is less than the standard average area (37.5 sq.m).

	# of HHs receiving core relief items (new arrivals)	29	# of households receiving seasonal support	1,630
	# of households receiving replenishment core relief items	546		

A new UNHCR rub-hall was erected in the storage area; some new families arrived and received CRI kit. Relocation of the families to the newly extended area, as well as exchange of wear and tear tents brought significant volume of works for UNHCR staff and partners in the camp. Also, distribution of winterization kits, tent insulation kits and kerosene was commenced throughout January-March, 2015.

	Liters of water/person/day: 20	114	Persons per shower: <20	20
	Persons per latrine: <20	12		

The funding for the construction of WASH facilities for new planned shelter plots is not available.



Darashakran Camp Profile: Inter-Sector/Agency Interventions 1/2

Geographic Snapshot and Contextual Background

GPS coordinates : 36.465401 43.888397

Region and State : Khabat, Erbil. KR - Iraq



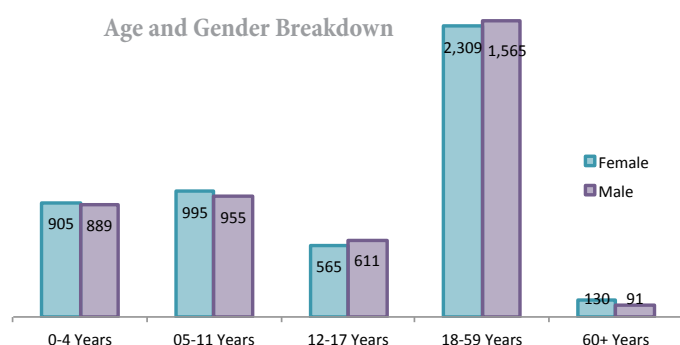
UNHCR/T. Tool

Camp Registered Population: 9,809 persons

Pattern in Population Change : The camp receives new arrivals from Kobane since October 2014

Areas of Origin : Majority are Kurdish from Aleppo and Qamishli in Syria

Age and Gender Breakdown



Inter-Sector/Agency Interventions

Sectors	Indicators	Value	Indicators	Value
	# Persons of concern (PoCs) registered and verified on an individual basis using the biometrics component	6,684 68%	# girls and boys with access to psychosocial support services	1,237
	# Unaccompanied and separated children (UASC) with Best Interests Determination (BID) initiated or completed	6	# child-friendly spaces	2
	# persons receiving legal assistance	24	# PoCs trained on Sexual and Gender Based Violence (SGBV) prevention and response	61
			# women in leadership positions	11

The enhanced phase of the biometrics-based verification exercise will commence in the month of April. Revision of referral pathways is underway.

	# of individuals who receive food assistance (cash, voucher or in-kind)	9,152		
In partnership with ACTED, all refugees residing in Darashakran camp received monthly WFP food vouchers throughout the first quarter of 2015. The value of the voucher was reduced to US\$28.20 in January (from US\$31) following regional harmonization of the food basket against which the value is calculated. The value was further reduced in February and March to US\$19 per person per month due to funding constraints.				

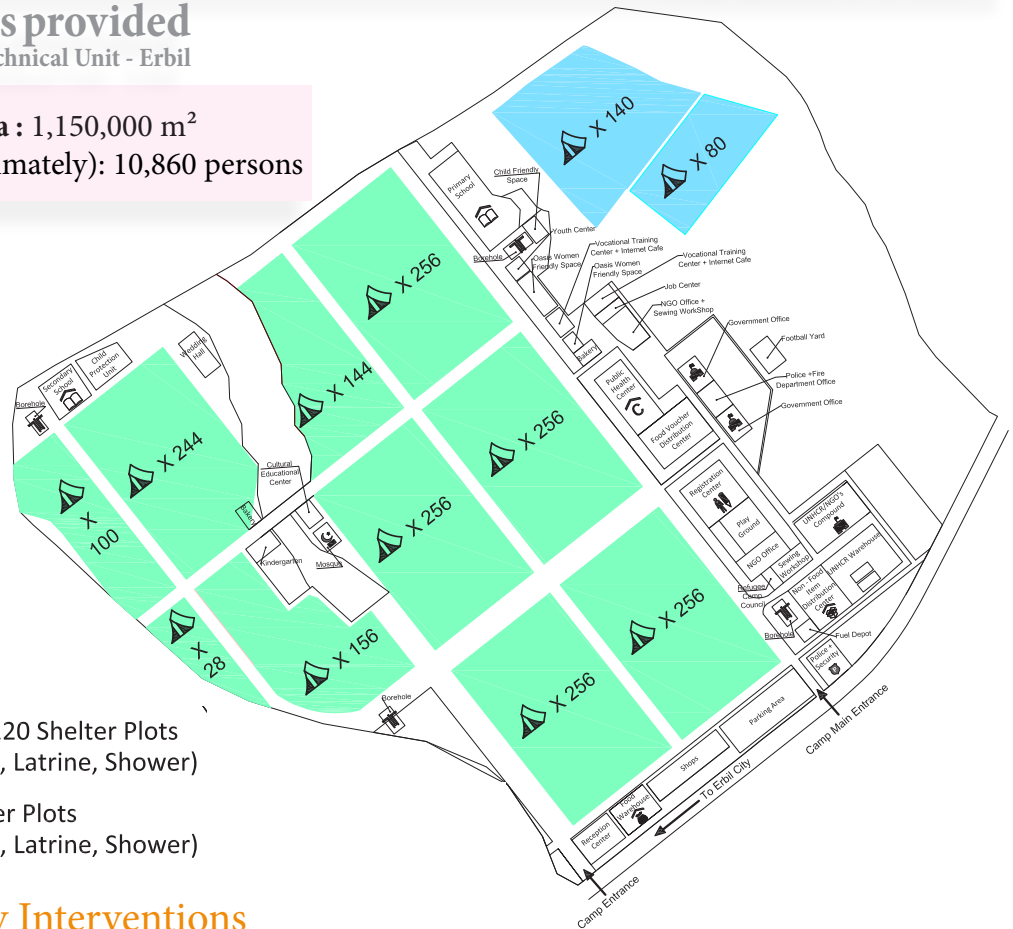
	100% of children registered are enrolled in school	1,824 66%	# of teachers trained and education personnel trained	99
Teachers are receiving on-going training on the fundamentals of good teaching practice, psychosocial support, and positive discipline. On-going support is being provided to the Parent-Teacher Association (PTA) in the school to improve the camp school.				



	1 health center for 10,000 persons	Yes	1-4 consultations/ person/ year	6.8
Primary health care services continue to be provided by DoH in cooperation with IMC, mental health services are provided by UPP and MSF-F. Consultation numbers are above average. This is mostly attributable to an increased number of acute respiratory infections.				

Layout and services provided




Prepared by UNHCR Technical Unit - Erbil

Size of camp area : 1,150,000 m²
Planned capacity (approximately): 10,860 persons



-  Under Improvement : 220 Shelter Plots (Concrete Slab, Kitchen, Latrine, Shower)
-  Improved : 1952 Shelter Plots (Concrete Slab, Kitchen, Latrine, Shower)

Inter-Sector/Agency Interventions

Sectors	Indicators	Value	Indicators	Value
	Accumulative # of HHs receiving emergency shelter	220	Accumulative # of HHs receiving upgraded shelter	1,878
	The camp contains 2,172 units of shelter: 1,952 units of upgraded shelter with concrete slab and kitchen, family latrine and shower and 220 units were added to relocate the new arrivals from Kobane who live currently in emergency shelter. The current average area per person is 45 sq. m which is more than the standard average area (37.5 sq.m).			
	# of HHs receiving core relief items (new arrivals)	21	# of households receiving seasonal support	4,022
	# of households receiving replenishment core relief items	770		
Few newly arrived families have received Core Relief Items (CRI) kit, winterization and kerosene support was provided during January-March 2015. Long awaited replacement of the old tents was finally completed in February 2015.				
	Liters of water/person/day: 20	75	Persons per shower: <20	5
	Persons per latrine: <20	5		
The need to have a grey water system in place is still not covered, although PWJ secured some funding for starting the works, this is not enough to fulfil the requirements of the site.				



Qushtapa Camp Profile: Inter-Sector/Agency Interventions 1/2

Geographic Snapshot and Contextual Background

GPS coordinates : 35.983832 44.036722

Region and State : Qushtapa, Erbil. KR - Iraq



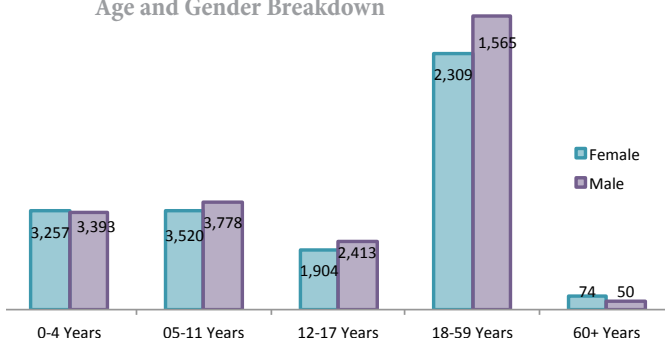
UNHCR/R. Fraser

Camp Registered Population: 6,285 persons

Pattern in Population Change : The camp receives new arrivals from Kobane since October 2014

Areas of Origin : Majority are Kurdish from Qamishli, Diralok and Hassaka in Syria

Age and Gender Breakdown



Inter-Sector/Agency Interventions

Sectors	Indicators	Value	Indicators	Value
	# Persons of concern (PoCs) registered and verified on an individual basis using the biometrics component	5,754 91%	# girls and boys with access to psychosocial support services	748
	# Unaccompanied and separated children (UASC) with Best Interests Determination (BID) initiated or completed	1	# child-friendly spaces	2
	# persons receiving legal assistance	32	# PoCs trained on Sexual and Gender Based Violence (SGBV) prevention and response	48
			# women in leadership positions	12
The main phase of the biometrics-based verification exercise was completed by the end of March. Revision of referral pathways is underway.				

	# of individuals who receive food assistance (cash, voucher or in-kind)	5,954	In partnership with INTERSOS, all refugees residing in Qushtapa camp received monthly WFP individual food parcels, providing 2100 kcal per person per day. Assistance in the camp is scheduled to transition to vouchers in May 2015.	
--	---	-------	---	--

	100% of children registered are enrolled in school	1,265 74%	# of teachers trained and education personnel trained	50
Teachers are receiving on-going training on the fundamentals of good teaching practice, psychosocial support, and positive discipline. On-going support is being provided to the Parent-Teacher Association (PTA) in the school to improve the camp school.				


	1 health center for 10,000 persons	Yes	1-4 consultations/ person/ year	3.9
Several cases of scabies were reported in the camp. Joint action plans were developed with and implemented by health, WASH and camp management partners. The plans focus on treatment of all family members, supportive measures to control scabies in the accommodation as well as health and hygiene awareness.				

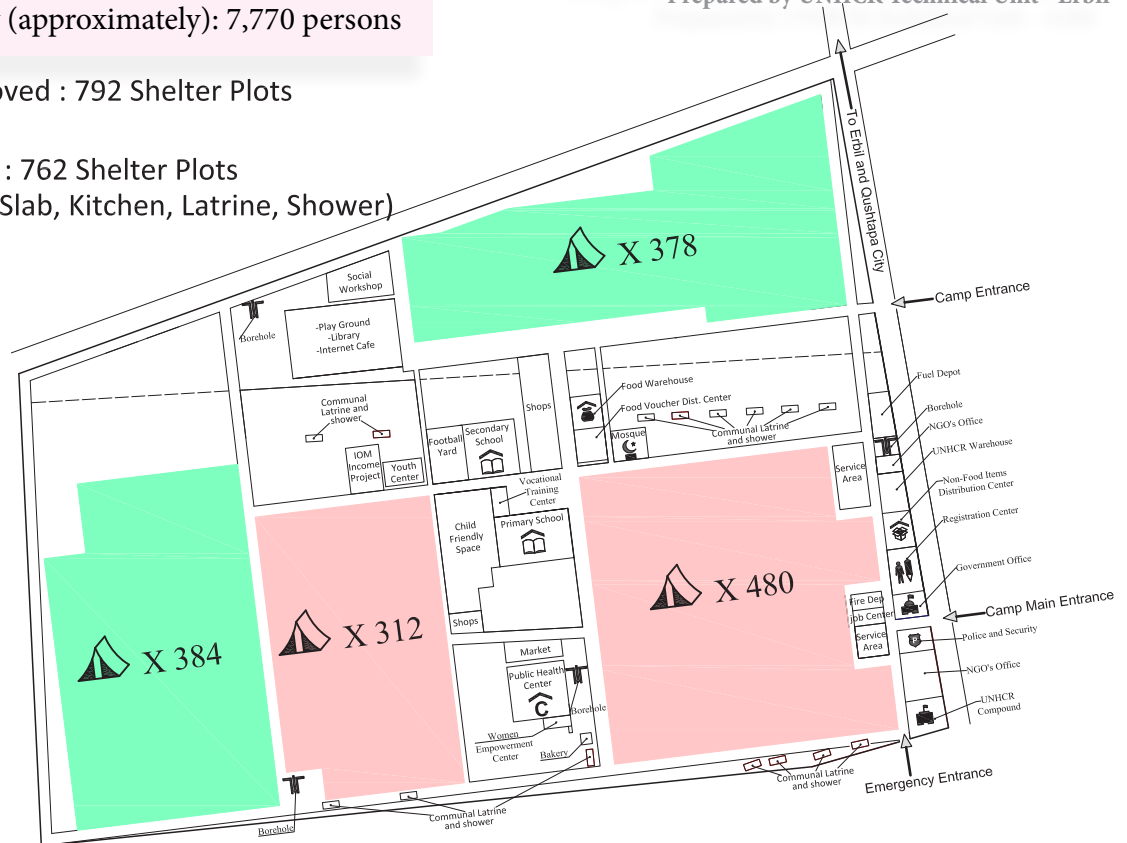
Layout and services provided

Prepared by UNHCR Technical Unit - Erbil




Size of camp area : 426,000 m²
 Planned capacity (approximately): 7,770 persons

 Non-Improved : 792 Shelter Plots

 Improved : 762 Shelter Plots
 (Concrete Slab, Kitchen, Latrine, Shower)



Inter-Sector/Agency Interventions

Sectors	Indicators	Value	Indicators	Value
	Accumulative # of HHs receiving emergency shelter	792	Accumulative # of HHs receiving upgraded shelter	758
	Space is available for 1,554 shelter units: 758 units are upgraded shelter units (with concrete slab, kitchen, family latrine and shower), 792 units need upgrading (312 units will be upgraded in 2015). The current average area per person is 50 sq. m, which is more than the standard average area (37.5 sq.m).			
	# of HHs receiving core relief items (new arrivals)	12	# of households receiving seasonal support	4,604
	# of households receiving replenishment core relief items	420	As of January, all attention was focused on the relocation of 384 families to the upgraded tents (with concrete slabs). This impacted the activities through the provision of new tents for the relocated families. ACTED, UNHCR partner continued distributing kerosene.	
	Liters of water/person/day: 20	50	Persons per shower: <20	14
	Persons per latrine: <20	11	The funding for the construction of WASH facilities for new planned shelter plots is not available.	



Basirma Camp Profile: Inter-Sector/Agency Interventions 1/2

Geographic Snapshot and Contextual Background

GPS coordinates : 36.495447 44.340316

Region and State : Shaqlawa, Erbil. KR - Iraq

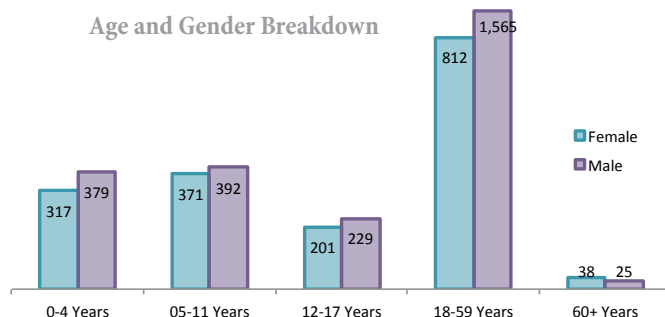


Camp Registered Population: 3,661 persons

Pattern in Population Change : The camp receives new arrivals from Kobane since October 2014

Areas of Origin : Majority are Kurdish from Qamishli and Hassaka in Syria

Age and Gender Breakdown



Inter-Sector/Agency Interventions

Sectors	Indicators	Value	Indicators	Value
	# Persons of concern (PoCs) registered and verified on an individual basis using the biometrics component	3,495 95%	# girls and boys with access to psychosocial support services	684
	# Unaccompanied and separated children (UASC) with Best Interests Determination (BID) initiated or completed	0	# child-friendly spaces	2
	# persons receiving legal assistance	25	# PoCs trained on Sexual and Gender Based Violence (SGBV) prevention and response	66
			# women in leadership positions	14

The main phase of the biometrics-based verification exercise was completed by the end of March. Revision of referral pathways is underway.

	# of individuals who receive food assistance (cash, voucher or in-kind)	3,536	
	In partnership with INTERSOS, all refugees residing in Basirma camp received monthly WFP individual food parcels, providing 2100 kcal per person per day. The camp is scheduled to transition to voucher assistance in April 2015.		

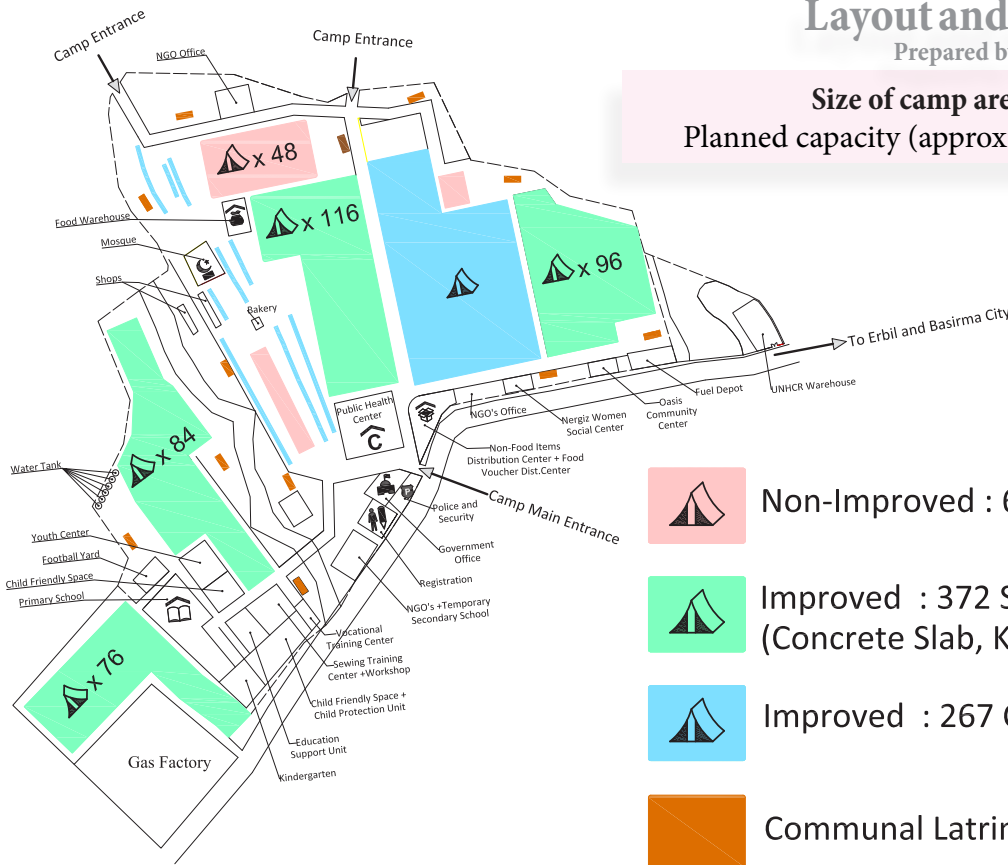
	100% of children registered are enrolled in school	821 74%	# of teachers trained and education personnel trained	49
	Teachers are receiving on-going training on the fundamentals of good teaching practice, psychosocial support, and positive discipline. An additional 3 pre-fabricated classrooms are being established including space for a new kindergarten. On-going support is being provided to the Parent-Teacher Association (PTA) in the school to improve the camp school.			





	1 health center for 10,000 persons	Yes	1-4 consultations/ person/ year	9.0
	Consultation numbers are above average. This is partly attributable to an increased number of acute respiratory infections. Measures are implemented by the PHC management to improve health education and advise patients on appropriate health care seeking to reduce the number of consultations. Consultations started to decrease in March 2015. Several cases of scabies were reported in the camp. Joint action plans were developed with and implemented by health, WASH and camp management partners. The plans focus on treatment of all family members, supportive measures to control scabies in the accommodation as well as health and hygiene awareness.			

Layout and services provided




Prepared by UNHCR Technical Unit - Erbil

Size of camp area : 150,000 m²
 Planned capacity (approximately): 3,525 persons



-  Non-Improved : 66 Shelter Plots
-  Improved : 372 Shelter Plots (Concrete Slab, Kitchen, Latrine, Shower)
-  Improved : 267 Caravan
-  Communal Latrine and Shower

Inter-Sector/Agency Interventions

Sectors	Indicators	Value	Indicators	Value
	Accumulative # of HHs receiving emergency shelter	30	Accumulative # of HHs receiving upgraded shelter	639
	There are about 705 units of shelter: (267 prefabricated houses) with communal latrines and showers and 372 upgraded shelter (concrete slab and kitchen, family latrine and shower), that is currently hosting 84 families, the remaining 289 upgraded shelter units are ready to host families from emergency shelter (relocation). There is a need to upgrade 66 shelter units. The current average area per person is 35 sq. m, less than the standard average area (37.5 sq.m).			
	# of HHs receiving core relief items (new arrivals)	9	# of households receiving seasonal support	1,663
	# of households receiving replenishment core relief items	21		
Newly arrived families, who joined their relatives in the camp, have received the CRI kit for the new arrivals. Kerosene distribution and some winterization support was provided to the families, residing in the camp.				
	Liters of water/person/day: 20	55	Persons per shower: <20	27
	Persons per latrine: <20	27		
There is no sustainable water source; from the 55 liters of water/person/day, 25 liters designated for drinking are provided through water trucking. The water for domestic use (30 liters/person/day) is provided by borehole where the quality of water is not optimal.				



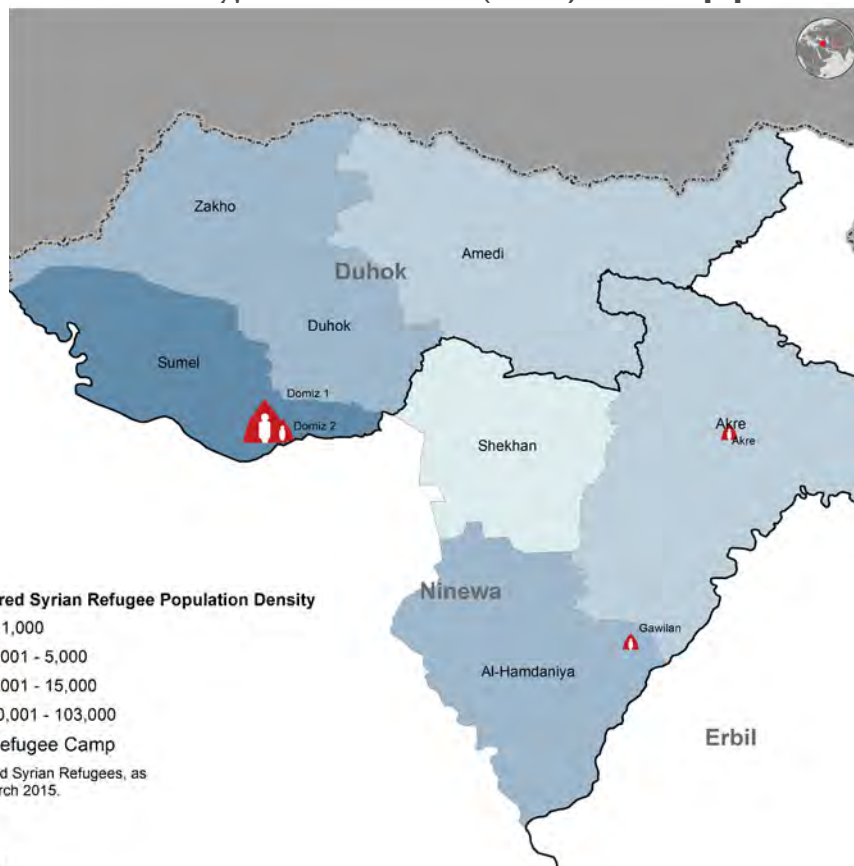


Despite of all what happens, children want to play with what ever they can find :
fragile but profound moments of happiness and hope in the times of war

Duhok Governorate Overview

Who is doing What Where (3Ws) & Camp profiles

97,657 persons
 40.55% of all Syrian Refugees
4 Camps **56,618**
 Akre: **1,442**
 Domiz 1: **43,235**
 Domiz 2: **5,810**
 Gawilan: **6,131**
 Non-camp: **43,891**
36 Agencies



Protection (x19):
 ACF, ACTED, DRC, HARIKAR, IMC, IRC, IRD, Jiyan Foundation Center, KRG, MAG, MSF, MSF-CH, NRC, Save the Children, UNDP, UNFPA, UNHCR and UNICEF, UPP.

Food (x6):
 Barzani Charity Foundation, INTERSOS, IRW, KRG, UNHCR and WFP.

Education (x9):
 IOM, IRC, KRG, Peace Winds Japan, Save the Children, UNESCO, UNHCR, UNICEF and WFP.

Health/Nutrition (x11):
 HARIKAR, IMC, Jiyan Foundation Center, KRG, MSF-CH, Peace Winds Japan, PU-AMI, UNFPA, UNHCR, UNICEF and WHO.

Shelter (x6):
 Harikar, KRG, NRC, Peace Winds Japan, Save the Children and UNHCR.

Basic Needs (x13):
 ACF, Barzani Foundation, IFRC, IMC, IOM, IRC, KRG, NRC, Peace Winds Japan, QANDIL, Save the Children, UNHCR and UNICEF.

WASH (x11):
 French Red Cross, KRG, NCA, NRC, Peace Winds Japan, PU-AMI, REACH, Save the Children, THW, UNHCR and UNICEF.

Livelihoods (x8):
 DRC, FRC, IOM, IRC, KRG, REACH, UNDP and UNHCR.

For a detailed 3Ws per camps please consult: <http://data.unhcr.org/syrianrefugees/download.php?id=8640>

Domiz 1 Camp Profile: Inter-Sector/Agency Interventions 1/2

Geographic Snapshot and Contextual Background

GPS coordinates : 36.78232231 42.89142378

Region and State : Duhok, KR - Iraq

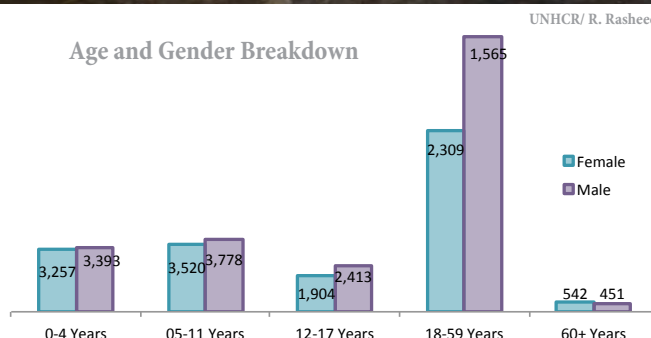


Camp Registered Population: 43,235 persons





Pattern in Population Change : Closed for receiving new arrivals with the exception of family reunification

Areas of Origin : Majority is from Kurdish areas in Syria.

Age and Gender Breakdown

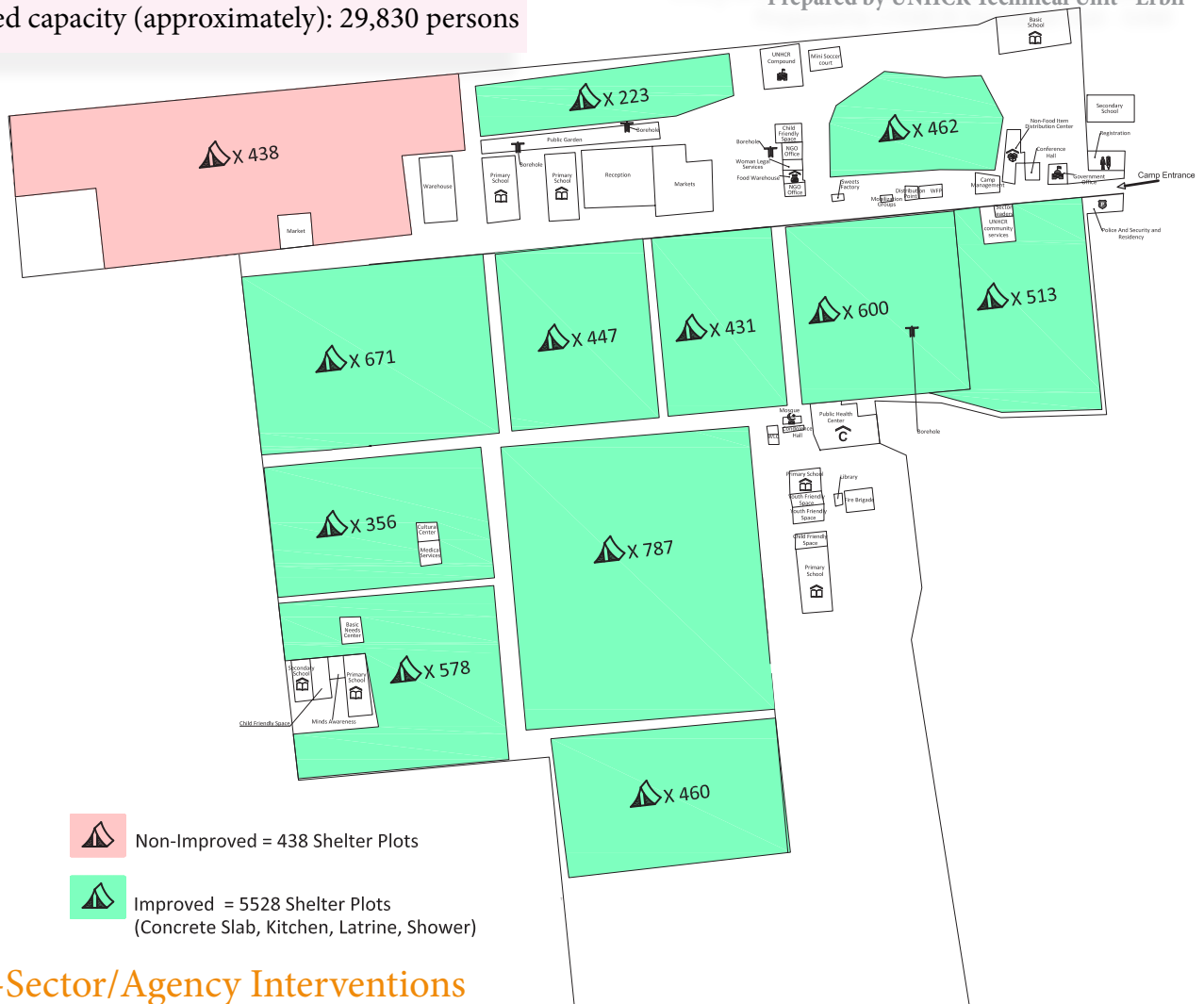


Inter-Sector/Agency Interventions

Sectors	Indicators	Value	Indicators	Value
	# of Syrian refugees newly registered in 2015	521	# & % of refugees with updated registration records including iris scan enrolment	22,632 52%
	Updates of registration and verification exercise for refugees with no biometric data in UNHCR database continue. Efforts are underway to ensure the presence of lawyers in the camp in order to reach the refugees in need of legal assistance e.g. for marriage and birth certificates.			
	# of individuals who receive food assistance (cash, voucher or in-kind)	64,552	All refugees received the monthly food vouchers throughout the first quarter of 2015. In January, the value of the voucher per person per month was reduced from \$31 to \$28.20. It was further reduced in February and March to \$19 due to funding constraints. * Figure includes Domiz 2 camp population.	
	Teacher training activities include healing classroom activities including, psychosocial support, child-centered approaches to teaching. 2 child friendly spaces providing on-going non-formal and Early Childhood care development activities are on-going. On-going support is being provided to the PTA in the school to improve the camp school. *These figures cover Domiz 2 also.			
	100% of children registered are enrolled in school	7,386 61%*	# of teachers trained and education personnel trained	97*
	Teacher training activities include healing classroom activities including, psychosocial support, child-centered approaches to teaching. 2 child friendly spaces providing on-going non-formal and Early Childhood care development activities are on-going. On-going support is being provided to the PTA in the school to improve the camp school. *These figures cover Domiz 2 also.			
	1 health center for 10,000 persons	No	1-4 consultations/ person/ year	1.9
	One expanded primary health care centre is established, serving 20.000 people as well as one health posts. One additional health post operated by IMC has been closed at the end of December 2014 for curative services, mental health services continue to be implemented. In addition the maternity ward is offering 24/7 services for safe delivery. A lice outbreak affected many households in Domiz; in a joint initiative health providers distributed treatment and conducted health and hygiene awareness sessions.			

Size of camp area : 1,142,500 m²
Planned capacity (approximately): 29,830 persons

Layout and services provided
 Prepared by UNHCR Technical Unit - Erbil



Inter-Sector/Agency Interventions

Sectors	Indicators	Value	Indicators	Value
	Accumulative # of HHs receiving emergency shelter	5,524	Accumulative # of HHs receiving upgraded shelter	0
	Situated about 55 km from the Syrian border, the camp is the oldest and largest one. The average area per person is 26 sq. m (less than the slandered average area: 37.5 sq. m). The population themselves develop their emergency shelters by constructing walls, rooms, showers and latrines. An additional 500 upgraded shelters are planned in 2015.			
	# of HHs receiving core relief items (new arrivals)	118*	# of households receiving seasonal support	4,193*
	The newly arrived families have received CRI kits. Following numerous requests, UNHCR facilitated provision of additional winterization support through provision of CRI kits including kerosene, and insulation kits for the tents. Additional support also was provided for the families, relocated to the extended areas of the camp.*These figures cover Domiz 2 also.			
	Liters of water/person/day: 20	35-50	Persons per shower: <20	5
	Persons per latrine: <20	7		
Access to safe water varies from sector to sector, since only some are connected to the water network while others depend on water trucking. There are still families sharing one latrine this varies between 2 and 4 Families per latrine.				



Domiz 2 Camp Profile: Inter-Sector/Agency Interventions 1/2

Geographic Snapshot and Contextual Background

GPS coordinates : 36.76435 42.89603

Region and State : Duhok,KR - Iraq



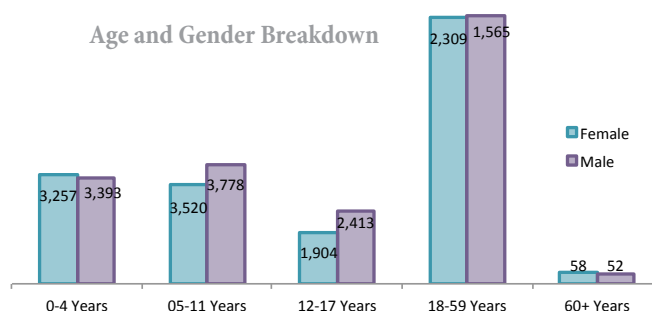
UNHCR/ R. Rasheed

Camp Registered Population: 5,810 persons





Pattern in Population Change : Closed for receiving new arrivals from the border but will accommodate around 150 single groups in 2015

Areas of Origin : Majority is from Kurdish areas in Syria.

Age and Gender Breakdown



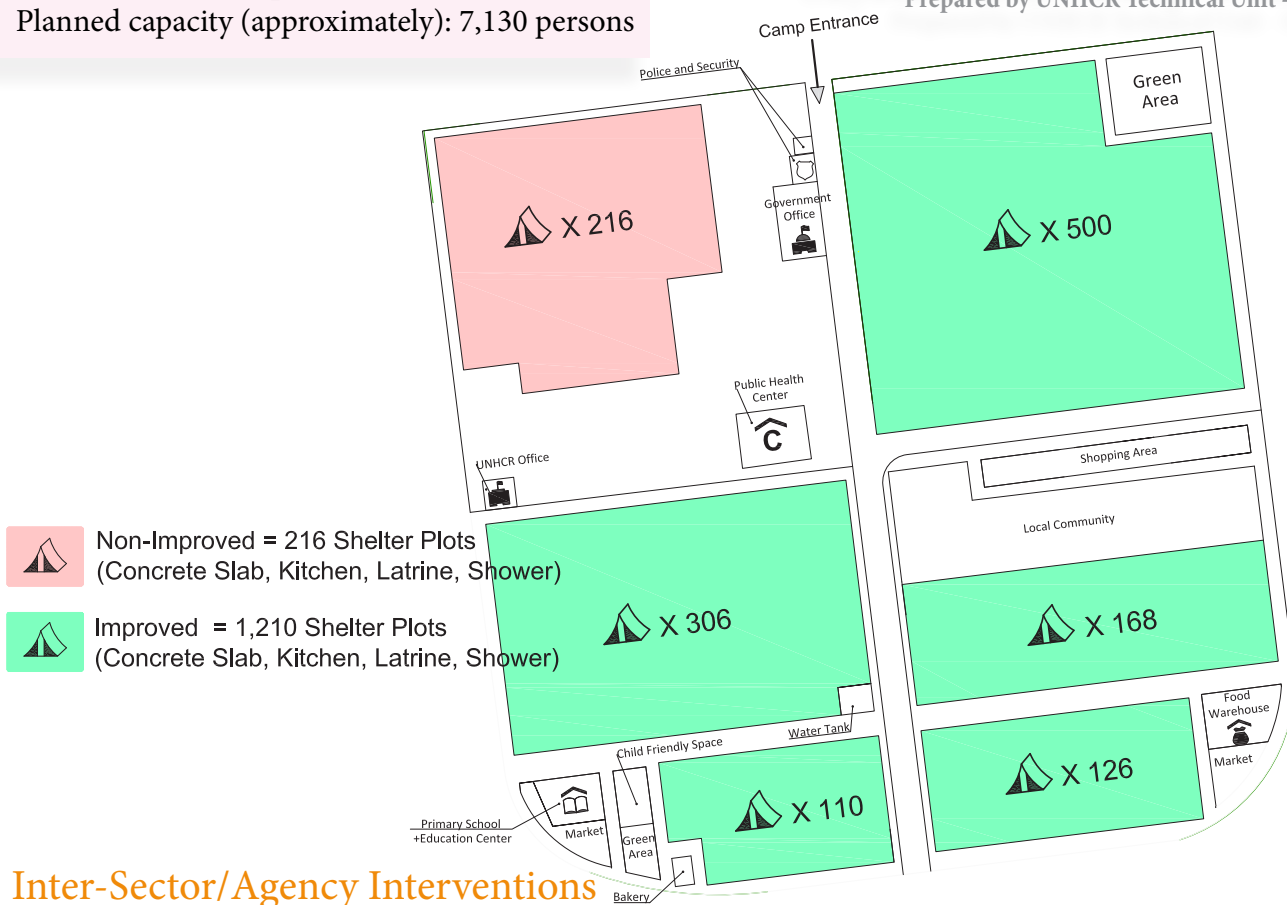
Inter-Sector/Agency Interventions

Sectors	Indicators	Value	Indicators	Value
	# of Syrian refugees newly registered in 2015	79	# & % of refugees with updated registration records including iris scan enrolment	3,338 / 57%
	Updates of registration and verification exercise for refugees with no biometric data in UNHCR database continue. Efforts are underway to ensure the presence of lawyers in the camp in order to reach the refugees in need of legal assistance e.g. for marriage and birth certificates.			
	# of individuals who receive food assistance (cash, voucher or in-kind)	64,552		
	All refugees received the monthly food vouchers throughout the first quarter of 2015. In January, the value of the voucher per person per month was reduced from \$31 to \$28.20. It was further reduced in February and March to \$19 due to funding constraints. * Figure includes Domiz 2 camp population.			
	100% of children registered are enrolled in school	7,386 / 61%*	# of teachers trained and education personnel trained	97*
	Teacher training activities include healing classroom activities including, psychosocial support, child-centered approaches to teaching. 2 child friendly spaces providing on-going non-formal and Early Childhood care development activities are on-going. On-going support is being provided to the PTA in the school to improve the camp school. *These figures cover Domiz 1 also.			
	1 health center for 10,000 persons	Yes	1-4 consultations/ person/ year	3.9
	In 2014 health services were provided in shifts by two different health providers. To enhance efficiency of service provision services will be implemented by one health provider only in 2015. Preventive health services started also in Domiz 2.			

Size of camp area : 300,000 m²
Planned capacity (approximately): 7,130 persons

Layout and services provided

Prepared by UNHCR Technical Unit - Erbil



Inter-Sector/Agency Interventions

Sectors	Indicators	Value	Indicators	Value
	Accumulative # of HHs receiving emergency shelter	0	Accumulative # of HHs receiving upgraded shelter	1,226
	To relocate families from the overcrowded camp of Domiz 1, Domiz 2 camp is constructed by end 2013. As per plan, the camp contains 1,442 upgraded shelter units. The current average area per person is 38 sq. m, more than the slandered average area (37.5 sq. m). . Construction of additional 216 upgraded shelter units are planned in 2015.			

	# of HHs receiving core relief items (new arrivals)	118*	# of households receiving seasonal support	4193*
	The newly arrived families have received CRI kits. Following numerous requests, UNHCR facilitated provision of additional winterization support through provision of CRI kits including kerosene, and insulation kits for the tents. Additional support also was provided for the families, relocated to the extended areas of the camp. * These figures cover Domiz 1 also			

	Liters of water/person/day: 20	60	Persons per shower: <20	5
	Persons per latrine: <20	5		
Every family has one latrine and one bathing facilities, the situation over there is stable, it need only rehabilitations.				



Gawilan Camp Profile: Inter-Sector/Agency Interventions 1/2

Geographic Snapshot and Contextual Background

GPS coordinates : 36.33849565 43.61581064

Region and State : Duhok, KR - Iraq



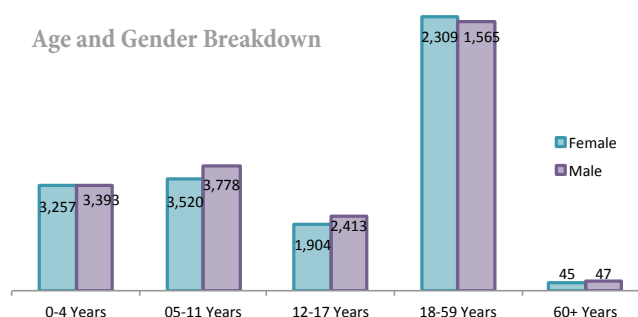
UNHCR/ R. Rasheed

Camp Registered Population: 6,131 persons

Pattern in Population Change: Pattern in Population Change : In October, November 2014 the camp hosted new arrivals from Kobane.

Areas of Origin : Majority is from from Aleppo and Qamishli in Syria.

Age and Gender Breakdown



Inter-Sector/Agency Interventions

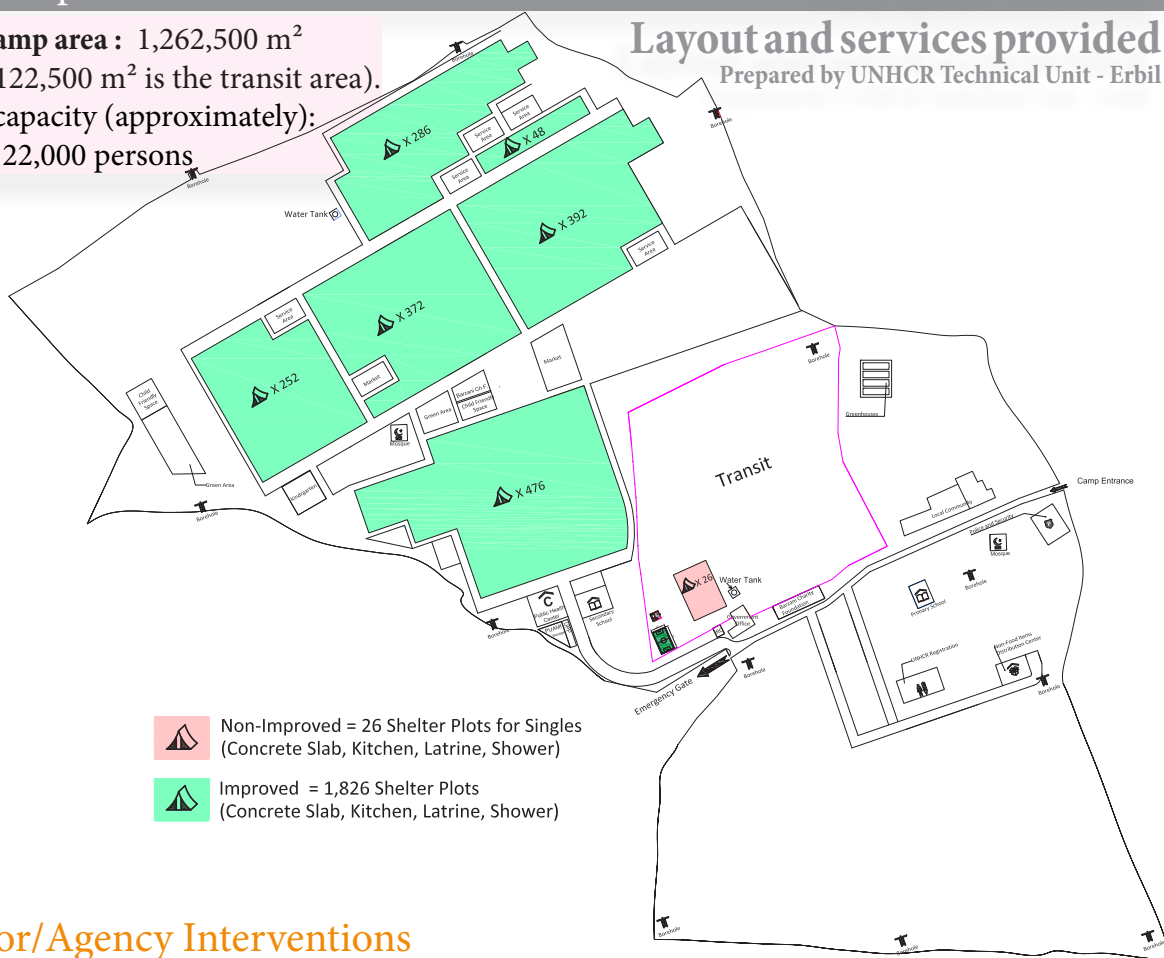
Sectors	Indicators	Value	Indicators	Value
	# of Syrian refugees newly registered in 2015	1,470	# & % of refugees with updated registration records including iris scan enrolment	3,925 47%
	Updates of registration and verification exercise for refugees with no biometric data in UNHCR database continue. In 2015, the camp has become the host of the newly arrived families from Kobane, though after registration the majority of them have left the camp to non camp areas.			
	# of individuals who receive food assistance (cash, voucher or in-kind)	5,250	In partnership with INTERSOS, all refugees residing in Gawilan camp received monthly WFP individual food parcels, providing 2100 kcal per person per day. This includes all new arrivals who chose to remain in the camp.	
	100% of children registered are enrolled in school	962 55%	# of teachers trained and education personnel trained	0
On-going support is being provided to the PTA in the school to improve the camp school. Teachers are receiving on-going training on the fundamentals of good teaching practice, psychosocial support, and positive discipline.				
	1 health center for 10,000 persons	Yes	1-4 consultations/ person/ year	9.3
	Since January 2015 all new arriving refugees are transferred to Gawilan. While most of them move on to urban locations after a short stay, many of the newly arriving refugees seek health care in the PHC, leading to a disproportionately high consultation rate. PU-AMI in cooperation with all health partners developed a health action plan to decrease neonatal morbidity and mortality.			

Size of camp area : 1,262,500 m²
(out of which 122,500 m² is the transit area).


Planned capacity (approximately):
22,000 persons

Layout and services provided


Prepared by UNHCR Technical Unit - Erbil



Inter-Sector/Agency Interventions

Sectors	Indicators	Value	Indicators	Value
	Accumulative # of HHs receiving emergency shelter	0	Accumulative # of HHs receiving upgraded shelter	1,884

Total space available is for: 3,800 tents: 1,826 upgraded shelter units (1,356 currently used by the camp population, and 470 units are ready for contingency situation). Also, land space available to accommodate 1,974 tents. The current average area per person is 41 sq. m is more than the standard average area (37.5 sq.m).

	# of HHs receiving core relief items (new arrivals)	904	# of households receiving seasonal support	243
	# of households receiving replenishment core relief items	7		

Since January 2015, the camp became main reception center for the newly arrived refugees mainly from Kobane. All of them received CRI kits upon arrival. Those who stayed in the camp received the winterization kit and kerosene.

	Liters of water/person/day: 20	135	Persons per shower: <20	32
	Persons per latrine: <20	16		

WASH situation changes according to the movements of population in and out the camp.

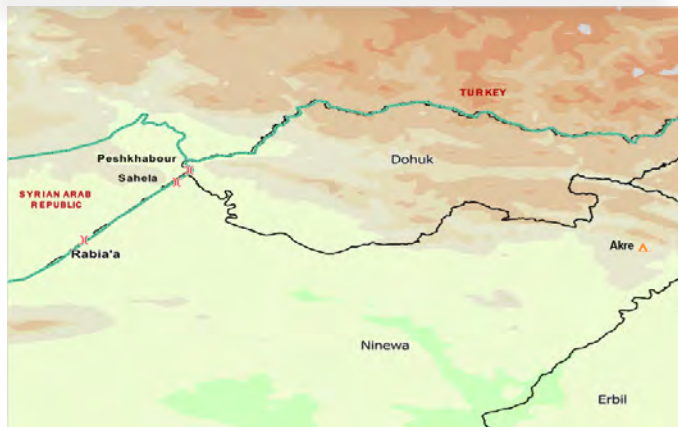


Akre Camp Profile: Inter-Sector/Agency Interventions 1/2

Geographic Snapshot and Contextual Background

GPS coordinates : 36.73543659 43.87958938

Region and State : Duhok, KR - Iraq



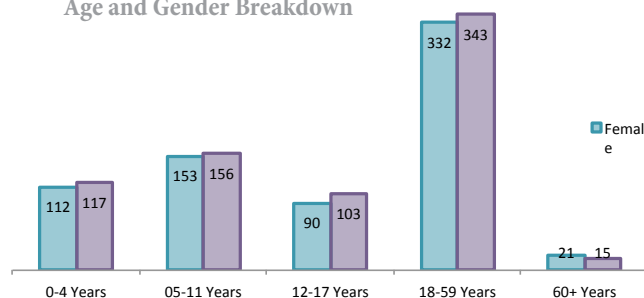
Camp Registered Population: 1,442 persons

Areas of Origin : Majority from Qamishli in Syria







UNHCR/ R. Rasheed

Age and Gender Breakdown



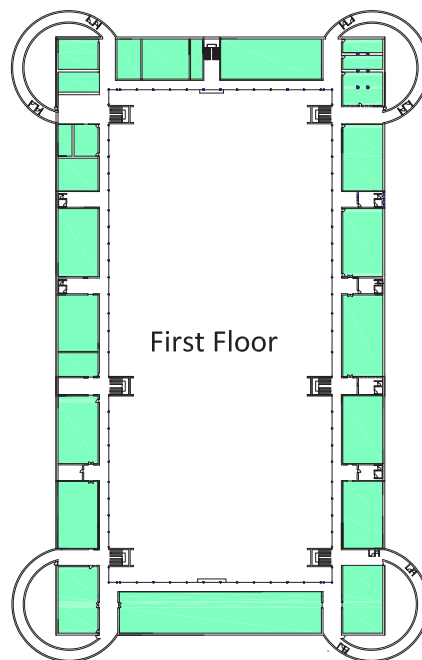
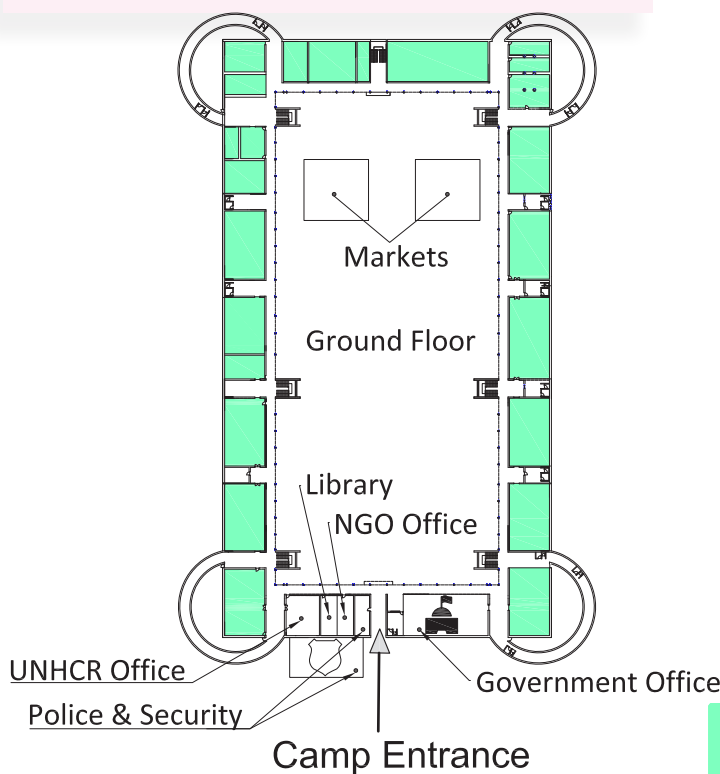
Inter-Sector/Agency Interventions

Sectors	Indicators	Value	Indicators	Value
	# of Syrian refugees newly registered in 2015	11	# & % of refugees with updated registration records including iris scan enrolment	1,246 86%
	Updates of registration and verification exercise for refugees with no biometric data in UNHCR database continue.			
	# of individuals who receive food assistance (cash, voucher or in-kind)	1,443		
	In partnership with INTERSOS, all refugees residing in Akre camp received monthly WFP food vouchers throughout the first quarter of 2015. The value of the voucher was reduced to US\$28.20 in January (from US\$31) following regional harmonization of the food basket against which the value is calculated. The value was further reduced in February and March to US\$19 per person per month due to funding constraints.			
	100% of children registered are enrolled in school	313 69%	# of teachers trained and education personnel trained	0
	On-going support is being provided to the PTA in the school to improve the camp school.			
	1 health center for 10,000 persons	Yes	1-4 consultations/ person/ year	N/a
	The location of the health post moved from inside the refugee settlement to a newly constructed health post in front of the settlement. The new facility serves host communities, refugees and IDPs and provides a wider range of services including regular consultations by visiting physicians. A total of 2,049 consultation rates were conducted, consultation rates cannot be measured at present.			

Size of camp area : 49,938 m²
Planned capacity (approximately): 1,353 persons




Layout and services provided

Prepared by UNHCR Technical Unit - Erbil



Improved Shelter Units that occupied by 286 families (1360 individuals), (Kitchen, Latrine, Shower)

Inter-Sector/Agency Interventions

Sectors	Indicators	Value	Indicators	Value
	Accumulative # of HHs receiving emergency shelter	0	Accumulative # of HHs receiving upgraded shelter	283
	The shelter situation in the camp is almost stable and full. There is no space for emergency sheltering. The current average area per person is 37.5 sq. m, meeting the slandered average area (37.5 sq. m). Refugees live in old building (castle) provided by host community. The refugees live in rooms with sandwich panel partitions. Communal latrines and showers are also provided. Communal latrines and showers are provided.			
	# of HHs receiving core relief items (new arrivals)	N/A	# of households receiving seasonal support	270
	# of households receiving replenishment core relief items	270		
The assistance provided to 270 families of replenishment CRIs items contain mattresses, quilts and kerosene. Also, for winter support the sandwich panel partition walls was completed, other partners distributed winter coats and boots to the refugees of 15-18 years.				
	Liters of water/person/day: 20	50	Persons per shower: <20	10
	Persons per latrine: <20	10		
WASH services are continuously provided.				



Sulaymaniyah Governorate Overview

Who is doing What Where (3Ws) & Camp profiles

29,472 persons

11.8% of all Syrian Refugees

1 Camp

Arbat: **5,878**

Non-camp: **23,594**

25 Agencies



Registered Syrian Refugee Population Density



Refugee Camp

Registered Syrian Refugees, as of 31 March 2015.

10km

The boundaries and names shown and the designations used on this map do not imply official endorsement or acceptance by the United Nations.

Sources: Registration Unit



Protection (x13):

Asuda, CDO, PARC, Heartland Alliance, IRC, KRG, Kurdistan Save the Children, REACH, Rehabilitation Center for Torture Victims, Save the Children, STEP, UNHCR and UNICEF.



Food (x5):

Barzani Charity Foundation, CDO, REACH, UNHCR and WFP.



Education (x6):

Barzani Charity Foundation, KRG, Save the Children, STEP, UNHCR and UNICEF.



Health (x7):

Asuda, CDO, EMEREGNCY NGO, KRG, Kurdistan Save the Children, Save the Children and UNHCR.



Shelter (x4):

KURDS, THW, UNHABITAT and UNHCR.



Basic Needs (x11):

Barzani Charity Foundation, CDO, Hana Group, IRC, KRG, Kurdistan Save the Children, REACH, Save the Children, UNHCR, UNICEF and YAO.



WASH (x7):

CDO, KURDS, Qatar Red Crescent, THW, UNHABITAT, UNHCR and UNICEF.



Livelihoods (x3):

CDO, REACH and UNHCR.

For a detailed 3Ws per camps please consult: <http://data.unhcr.org/syrianrefugees/download.php?id=8642>

Arbat Camp Profile: Inter-Sector/Agency Interventions 1/2

Geographic Snapshot and Contextual Background

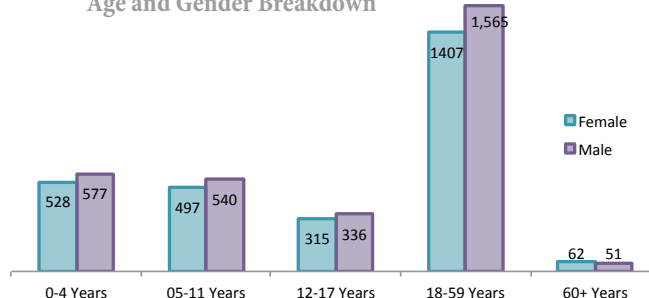
GPS coordinates : 35.37659238 45.60941029

Region and State : Sulaymaniyah, KR - Iraq
Distance from Sulaymaniyah city: 25 km



UNHCR tents are slowly disappearing as refugee families convert tents into concrete houses in Arbat Refugee Camp, Sulaymaniyah. UNHCR/T.Tool

Age and Gender Breakdown



Camp Registered Population: 5,878 persons

Pattern in Population Change : Relocation from old Arbat transit camp. In Oct., Nov. 2014 the camp hosted new arrivals from Kobane.

Areas of Origin : Majority is from Qamishli, Syria.

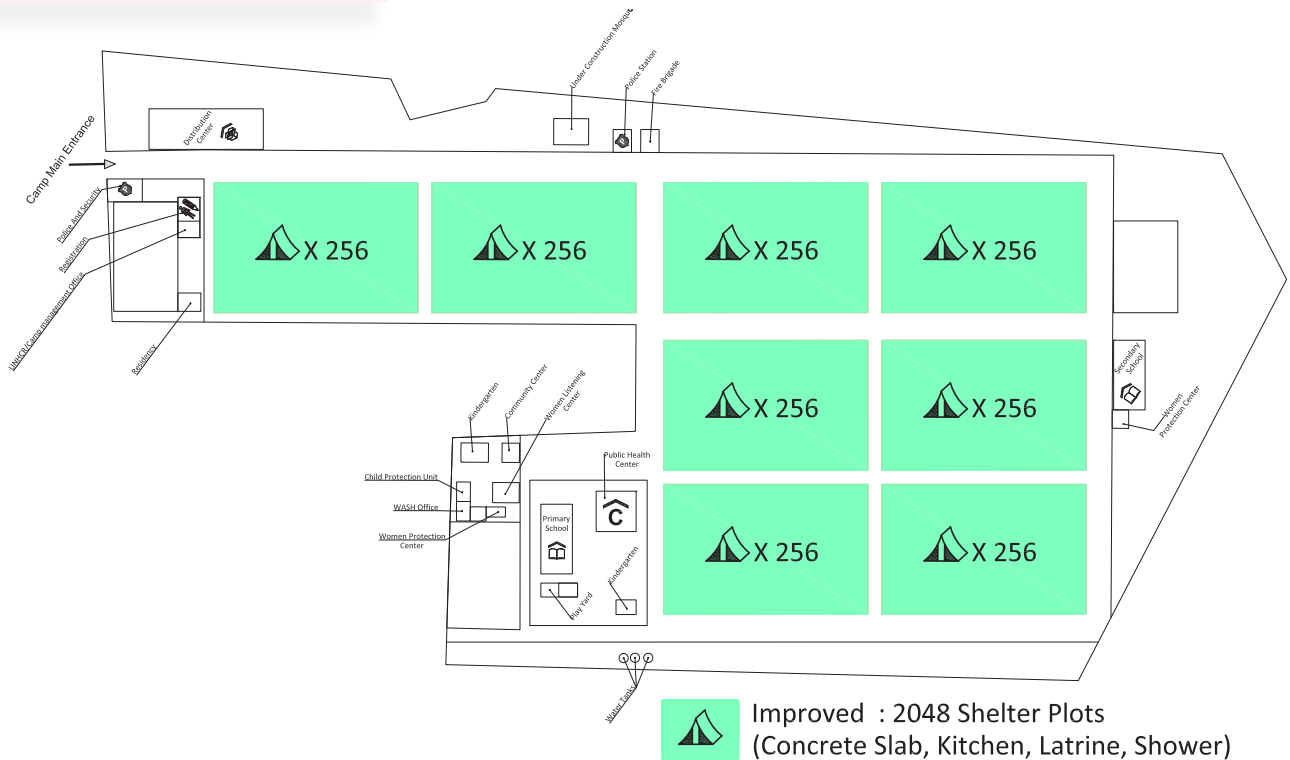
Inter-Sector/Agency Interventions

Sectors	Indicators	Value	Indicators	Value
	# of Syrian refugees newly registered in 2015	147	# & % of refugees with updated registration records including iris scan enrolment	5,388 92%
	Updates of registration and verification exercise for refugees with no biometric data in UNHCR database continue. The residency department in Sulaymaniyah agreed to extend the residency for a period of 12 months.			
	# of individuals who receive food assistance (cash, voucher or in-kind)	5,333	In partnership with ACTED, all refugees residing in Arbat camp received monthly WFP individual food parcels, providing 2100 kcal per person per day.	
	100% of children registered are enrolled in school	792 51%	# of teachers trained and education personnel trained	7
On-going support is being provided to the PTA in the school to improve the camp school. Teachers are receiving on-going training on the fundamentals of good teaching practice, psychosocial support, and positive discipline				
	1 health center for 10,000 persons	Yes	1-4 consultations/ person/ year	5.8
	Consultation numbers are slightly above the average due to an increased number of acute respiratory infections. Upgrading of the health centre has been completed. A campaign to promote breastfeeding was conducted during the first quarter of 2015 jointly by all health actors.			

Size of camp area : 300,000 m²
 Planned capacity (approximately):
 10,240 persons

Layout and services provided

Prepared by UNHCR Technical Unit - Erbil



Inter-Sector/Agency Interventions

Sectors	Indicators	Value	Indicators	Value
	Accumulative # of HHs receiving emergency shelter	0	Accumulative # of HHs receiving upgraded shelter	1,554
	The camp is constructed in 2014 according to UNHCR standards with design capacity of 2,048 upgraded shelters (concrete slab and kitchen, family latrine and shower). The current average area per person is 38.4 sq. m, meeting the standard average area (37.5 sq.m). 650 upgraded shelters are available free for contingency situation.			
	# of HHs receiving core relief items (new arrivals)		# of households receiving seasonal support	
	# of households receiving replenishment core relief items			
	Liters of water/person/day: 20	70	Persons per shower: <20	5
	Persons per latrine: <20	5		
All WASH facilities are complete except the connection of electricity to the pump connected to storage tank. It is expected to be completed by mid-April 2015.				



Iraq: Anbar Governorate Overview

Who is doing What Where 3Ws



Registered Syrian Refugee Population Density

- > 1,000
- 1,001 - 5,000









Refugee Camp

Registered Syrian Refugees, as of 31 March 2015.

10km

The boundaries and names shown and the designations used on this map do not imply official endorsement or acceptance by the United Nations.

Sources: Registration Unit

- 
Protection (x1):
 ISHO.
- 
Food (x3):
 Hosting Community/Humanitarian Assistance, IRW and WFP Remotely.
- 
Education (x2):
 DoE and UNHCR Remotely.
- 
Health (x3):
 DoH, UIMS and UNHCR Remotely.
- 
Shelter (x1)
 ISHO.
- 
Basic Needs (x1):
 ISHO.
- 
WASH (x2)
 AFKAR and UNICEF Remotely
- 
Livelihoods (x0)

* From 16 June 2014, Al-Obaidi camp became inaccessible to UN agencies and other humanitarian staff. Nevertheless, UNHCR's partner, ISHO, continues to provide basic services to the refugees. UNHCR operates remotely.
 For a detailed 3Ws per camps please consult: <http://data.unhcr.org/syrianrefugees/download.php?id=8639>

Al-Obaidi Camp Profile: Inter-Sector/Agency Interventions 1/2

Geographic Snapshot and Contextual Background

GPS coordinates : 34.417309 41.219072

Region and State : Al-Obaidi, Al -Qaim, Anbar, Iraq

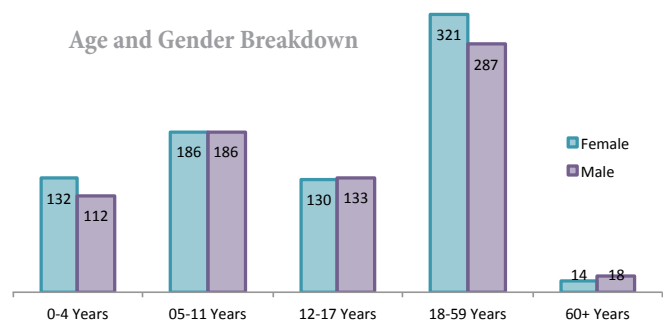


Camp Registered Population: 1,519 persons

Pattern in Population Change: since June 2014, the security situation affects the number and movement of camp population.

Areas of Origin : Majority is from Al Bu Kamal and Der Al-Zor

Age and Gender Breakdown



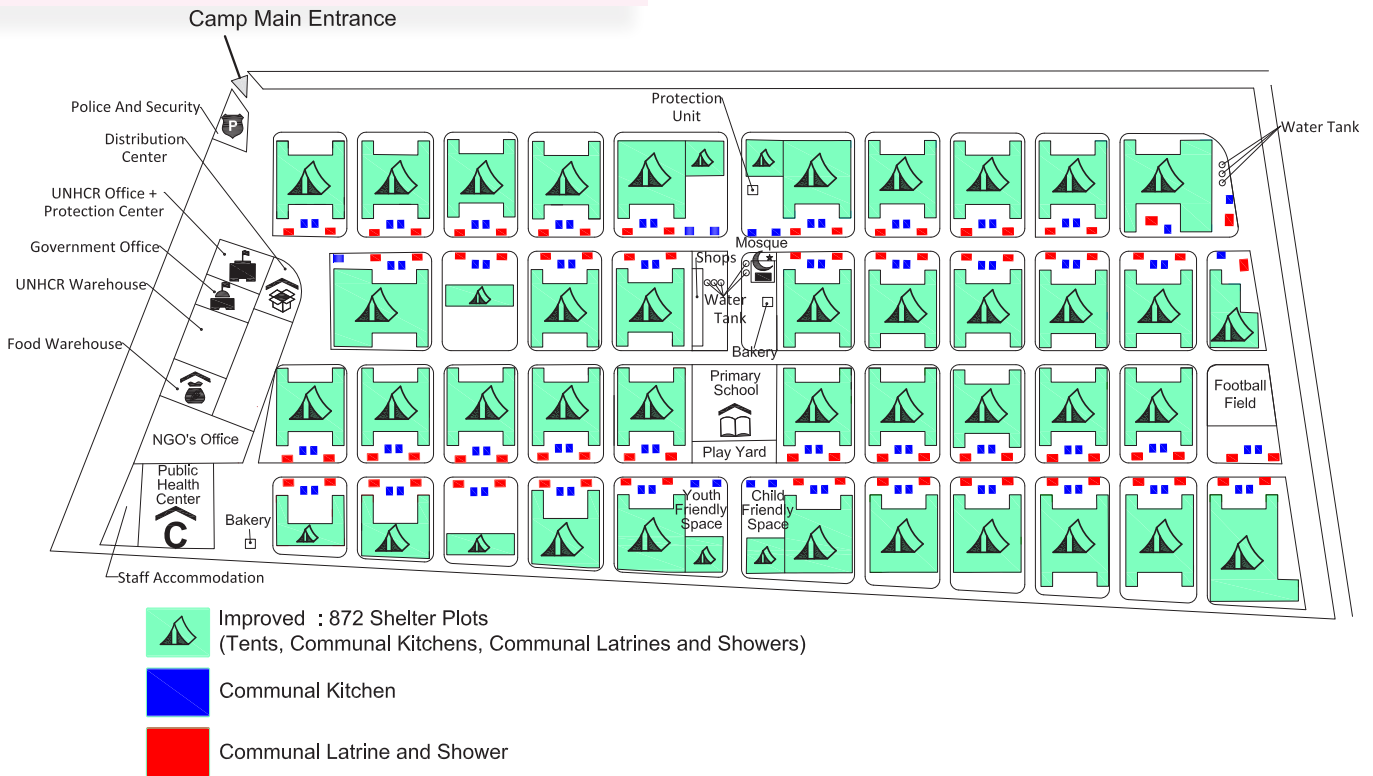
Inter-Sector/Agency Interventions

Sectors	Indicators	Value	Indicators	Value
	# of Syrian refugees newly registered in 2015	N/A	# & % of refugees with updated registration records including iris scan enrolment	N/A
	Protection in the camp remain suspended since June 2014 due to security reasons. An estimated number of 980 persons are reported to live in the camp, the UNHCR registration figure of camp population can not be confirmed.			
	# of individuals who receive food assistance (cash, voucher or in-kind)	944		
	In January and February, WFP and its cooperating partner, Islamic Relief Worldwide – Iraq, assisted all Syrian refugees in the camp with individual food parcels, reaching 944 and 884 people respectively (a reduction in the number of people assisted resulted from refugees leaving the camp for Syria). Distributions did not take place in March as WFP was unable to deliver food to the camp due to insecurity.			
	100% of children registered are enrolled in school	301 53%	# of teachers trained and education personnel trained	N/A
	1 health center for 10,000 persons	Yes	1-4 consultations/ person/ year	5.2
	Primary health care services continue to be provided by UNHCRs implementing partner UIMS. Consultation numbers are slightly above the average due to an increased number of acute respiratory infections.			

Size of camp area : 33,000 m²
Planned capacity (approximately): 5,000 persons

Layout and services provided

Prepared by UNHCR Technical Unit - Erbil



Inter-Sector/Agency Interventions

Sectors	Indicators	Value	Indicators	Value
	Accumulative # of HHs receiving emergency shelter	0	Accumulative # of HHs receiving upgraded shelter	202
	From June 2014, the camp has become inaccessible due to the security reasons, thus the information is not up to date.			
	# of HHs receiving core relief items (new arrivals)	1	# of households receiving seasonal support	196
	# of households receiving replenishment core relief items	196		
UNHCR, through its local partner ISHO continues its activities of distribution of Basic Needs for the above mentioned assistances. Also, distribution of 1690 soap bars, 4300 Sanitary Napkins, 2280 Adult diapers, 6420 baby diapers. The seasonal support includes also 11,000 litres of Kerosene to all Camp population. One case returned to the camp and was assisted with CRIs. All distributed items were from the camp warehouse.				
	Liters of water/person/day: 20	50	Persons per shower: <20	3
	Persons per latrine: <20	3		



* From 16 June 2014, Al-Obaidi camp became inaccessible to UN agencies and other humanitarian staff. Nevertheless, UNHCR's partner, ISHO, continues to provide basic services to the refugees.

1	Action Contre La Faim	ACF
2	AFKAR	AFKAR
3	Agence d'Aide à la Coopération Technique et au Développement	ACTED
4	Asuda	Asuda
5	Barzani Charity Foundation	BCF
6	Civil Development Organization	CDO
7	Danish Refugee Council	DRC
8	Dar Baru	Dar Baru
9	Directorate of Displacement and Migration / Dohuk KR-I	DMC
10	EMERGENCY	EMERGENCY
11	Federazione Organismi Cristiani Servizio Internazionale Volontario	FOCSIV
12	French Red Cross	FRC
13	Freunde Der Erziehungskunst Rudolf Steiners	N/A
14	Hana Group	N/A
15	Handicap International	HI
16	Harikar NGO	Harikar
17	Heartland Alliance	HA
18	Humedica International Aid	N/A
19	International Organization for Migration	IOM
20	International Rescue Committee	IRC
21	International Medical Corps	IMC
22	INTERSOS	INTERSOS
23	Iraqi Salvation Humanitarian Organization	ISHO
24	Islamic Relief Worldwide	IRW
25	Japan Iraq Medical Network	JIM-NET
26	KRG - Democracy and Human Right Development Center	KRG - DHRD
27	KRG - Department of Labor and Social Affairs	DOLSA
28	KRG - Department of Violence Against Women	DVAW
29	KRG - Directorate of Displacement and Migration	KRG - DDM
30	KRG - Directorate of Education	KRG - DoE
31	KRG - Directorate of Health	KRG - DoH
32	KRG - Ministry of Health	KRG - MoH
33	KRG - Residency Department	N/A
34	KRG - Ministry of Interior	KRG - Moi
35	Kurdistan Center for Strengthening Administrative and Managerial Abilities	KCSAMA
36	Kurdistan Reconstruction and Development Society	KURDS
37	Kurdistan Regional Government	KRG
38	Kurdistan Regional Government - Erbil Refugee Council	KRG - ERC
39	Kurdistan Save the Children	KSC
40	Kurdistan Student Development Organization	KSDO
41	Médecins Sans Frontières (France)	MSF
42	Médecins Sans Frontières (Switzerland)	MSF-CH
43	Medica International Aid	N/A
44	Mercy Corps	Mercy Corps
45	Mines Advisory Group	MAG
46	Norwegian Refugee Council	NRC
47	Peace Winds Japan	PWJ
48	Première Urgence - Aide Médicale Internationale	PU-AMI
49	Public Aid Organization	PAO
50	Qandil Sweden	Qandil
51	Qatar Red Crescent	QRC
52	Rehabilitation Center for Torture Victims	N/A
53	Rehabilitation Education and Community Health	REACH
54	Relief International	RI
55	Rise Foundation	Rise
56	Save the Children International	SCI
57	Social Transformation and Education Prosperity	STEP
58	Sulaymaniya Refugee Council	SUL-RC
59	Syrian Refugee Council	SRC
60	Technisches Hilfswerk	THW
61	Terre des Hommes-Italy	TDH
62	The United Iraqi Medical Society	UIMS
63	Un Ponte Per Organization	UPP
64	United Arab Emirates	UAE
65	United Nations Assistance Mission for Iraq	UNAMI
66	United Nations Children's Fund	UNICEF
67	United Nations Development Program	UNDP
68	United Nations Education, Scientific and Cultural Organization	UNESCO
69	United Nations Food and Agriculture Organization	UN FAO
70	United Nations Fund for Population Activities	UNFPA
71	United Nations Habitat	UN Habitat
72	United Nations High Commissioner for Refugees	UNHCR
73	United Nations Women	UN Women
74	United Nations World Food Programme	UN WFP
75	United Nations World Health Organization	UN WHO
76	War Child - UK	N/A
77	Women Empowerment Organization	WEO
78	Youth Activity Organization	YAO
79	Zhin	Zhin
80	Rwanga Foundation	RWANGA
81	KRG - Directorate of Combating Violence against Women	KRG - DCVAW
82	Bureau of Relief and Humanitarian Affairs - Dohuk, KR-I	BRHA
83	Jian Foundation Center	Jian



List of Agencies Supporting 3RP Iraq 2015

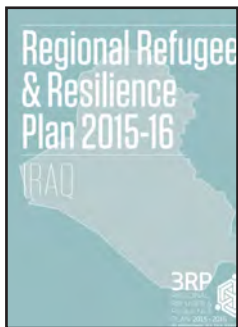
**More than 80 agencies working
in 9 sectors
in 4 governorates
(3 in KRG and Anbar)
in 10 Camps and
Non-Camps:
Government Institutions,
UN Agencies,
International and
National NGOs**



Akre Camp, Duhok, KR-I, Nov. 2014, R. Rasheed/UNHCR

3RP 2015 Appealing Agencies (38 Agencies)


This list is the best operational information made available to UNHCR, it may not include all the agencies, it is updated on regular basis.



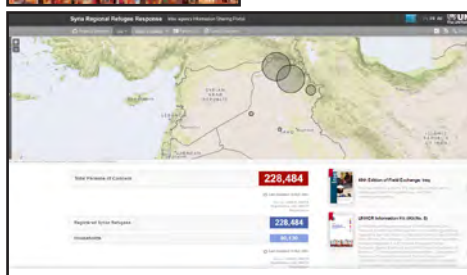
For further information:

Regional Refugee and Resilience Plan 2015-16 IRAQ:
<http://www.3rpsyriacrisis.org/wp-content/uploads/2015/01/3RP-Report-IRAQ-final-low-res.pdf>

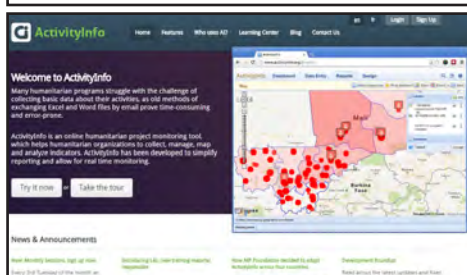
Syrian Regional Response Plan/Iraq 2014 Annual Report
<http://data.unhcr.org/syrianrefugees/download.php?id=8491>



The current issue (No.11, 2015) of Information Kit is an expanding and updating of the previous issues (No. 1-10, 2013-2014):
<http://data.unhcr.org/syrianrefugees/download.php?id=8333>



The above information products and many others on the humanitarian operation for Syrians are found on Inter-agency Information sharing portal as per following steps:
www.data.unhcr.org>>Syria emergency>>location: Iraq>>view all documents>> Search>> In Search field using keywords such as Information Kit, dashboard, Camp Profile, etc... .



For an integrated humanitarian response, ActivityInfo is being rolled-out in 2015 to help humanitarian agencies have access, manage, analyze and geo-locate their own activities as well as those of all other agencies: <https://www.activityinfo.org> .

Prepared by Information Management Unit: irqerbim@unhcr.org
Supporting the Inter-Sector Coordination Working Group, Syrian Refugees UNHCR Erbil, KR- I