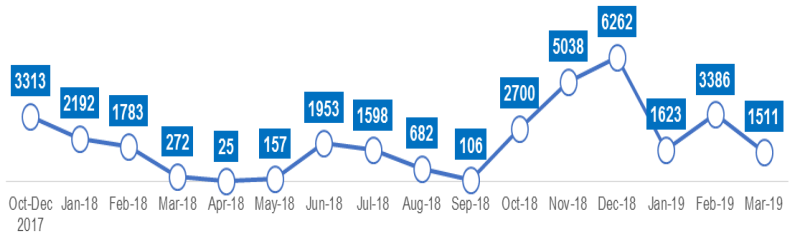


**BIOMETRICALLY VERIFIED**

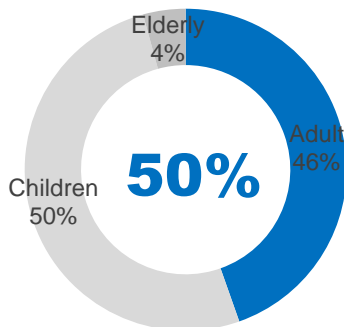


95% (30,936 individuals) of the total refugees counted at household level has been registered/verified through biometric capture of iris, fingerprints (10) and photo. Refugee information were also validated through amendment of their existing information, litigation and support of national documentations. Provision of Refugee ID cards will ensure that credible information will effectively and efficiently provide protection to refugees.

**REGISTERED REFUGEES PER MONTH**

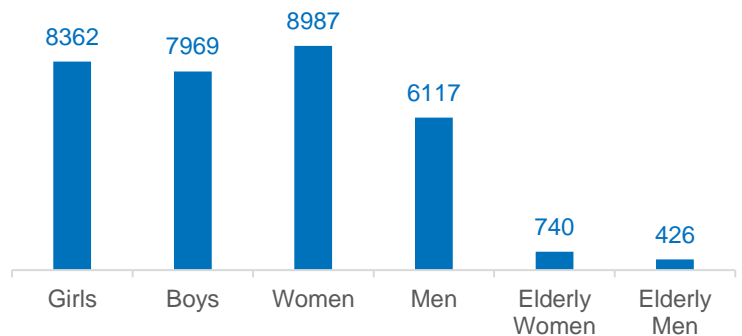


**REGISTERED REFUGEES PER AGE CATEGORY**



50% of registered Cameroonian refugees are under the age of 18

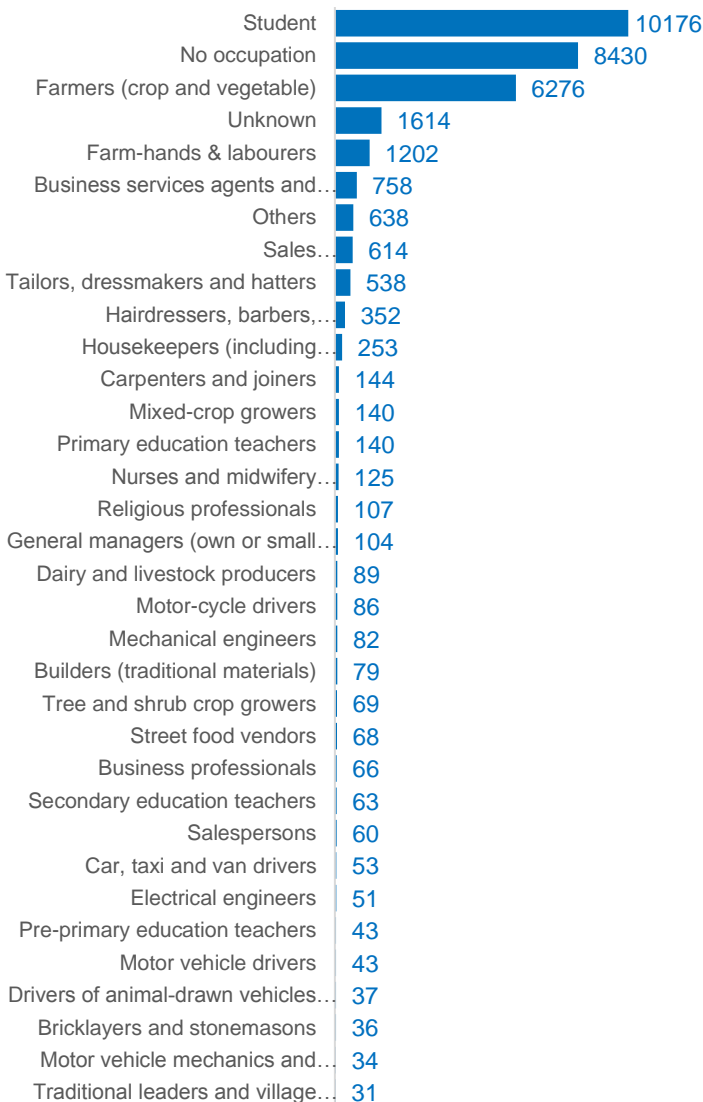
**REGISTERED REFUGEES PER DEMOGRAPHICS**



## BREAKDOWN BY LOCATION, GENDER AND AGE COHORT

STATE	LGAs	0-4		0-4 Total	5-11		5-11 Total	12-17		12-17 Total	18-59		18-59 Total	60 and above		60 and above Total	Grand Total
		F	M		F	M		F	M		F	M		F	M		
Akwa Ibom	Eket				1		1				4	2	6				7
	Esit Eket	5	5	10	7	5	12	5	5	10	18	6	24	1		1	57
	Etim Ekpo		2	2	2	1	3				2		2				7
	Ibesikpo Asutan										1	1	2				2
	Ikot Abasi		1	1	1		1		1	1	4	1	5	1		1	9
	Itu	1		1	1	1	2				1	2	3				6
	Mbo	1	2	3	4	1	5	1	3	4	4	2	6				18
	Mkpat Enin	2	3	5	3	4	7		1	1	20	7	27	5	1	6	46
	Oron	16	16	32	14	28	42	22	18	40	72	34	106	3		3	223
	Oruk Anam											1	1				1
	Uruan		1	1					4	4	3	5	8				13
	Uyo	11	10	21	4	9	13	5	6	11	38	30	68		2	2	115
	Benue	Kwande	193	200	393	333	345	678	157	111	268	510	283	793	42	30	72
Vandeikya											1	1	2				2
Cross River	Akamkpa	200	214	414	199	221	420	141	149	290	1245	910	2155	113	88	201	3480
	Akpabuyo		2	2	3	3	6	1	2	3	14	16	30	1	1	2	43
	Bakassi	28	17	45	28	32	60	20	24	44	247	158	405	8	4	12	566
	Boki	221	217	438	288	242	530	159	174	333	892	716	1608	95	53	148	3057
	Calabar	56	71	127	84	92	176	85	65	150	411	336	747	18	12	30	1230
	Etung	92	85	177	137	154	291	94	80	174	339	224	563	24	26	50	1255
	Ikrom	86	61	147	97	81	178	71	60	131	316	339	655	19	4	23	1134
	Obanliku	320	321	641	669	545	1214	393	282	675	1276	507	1783	150	44	194	4507
	Obubra										1	1	2				2
	Obudu	3	3	6	6	8	14	8	4	12	12	12	24				56
	Odukpani											2	2				2
	Ogoja	1052	1056	2108	1423	1359	2782	771	757	1528	2630	1819	4449	203	126	329	11196
	Yakurr										2		2				2
Rivers	Ogba/Egbe		2	2	1	1	2				1		1			5	
	Port-harcourt											1	1			1	
Taraba	Jalingo										1	1				1	
	Kurmi	21	20	41	23	24	47	25	19	44	65	56	121	4	7	11	264
	Sardauna	128	133	261	157	165	322	87	72	159	475	328	803	25	15	40	1585
	Takum	106	112	218	126	127	253	112	94	206	319	287	606	13	8	21	1304
	Ussa	21	14	35	19	19	38	12	3	15	64	29	93	15	5	20	201
<b>Grand Total</b>		<b>2619</b>	<b>2613</b>	<b>5232</b>	<b>3560</b>	<b>3428</b>	<b>6988</b>	<b>2147</b>	<b>1836</b>	<b>3983</b>	<b>9214</b>	<b>5951</b>	<b>15165</b>	<b>792</b>	<b>441</b>	<b>1233</b>	<b>32601</b>

## BREAKDOWN BY OCCUPATION



## BREAKDOWN BY EDUCATION

