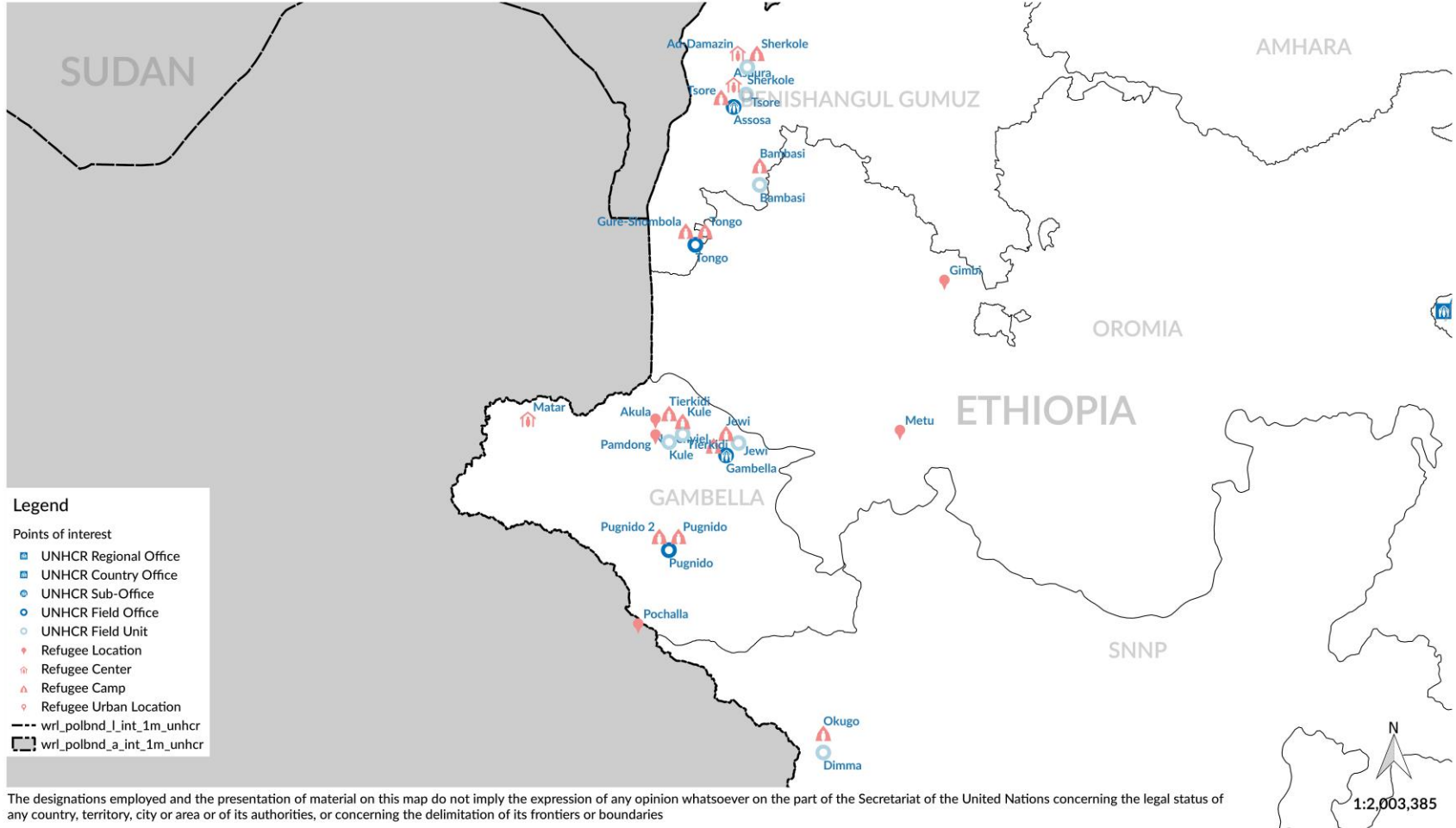


# Ethiopia Chapter – South Sudan Regional Refugee Response Plan (RRRP) 2018

Matthew Crentsil,  
UNHCR Deputy Representative





**Legend**

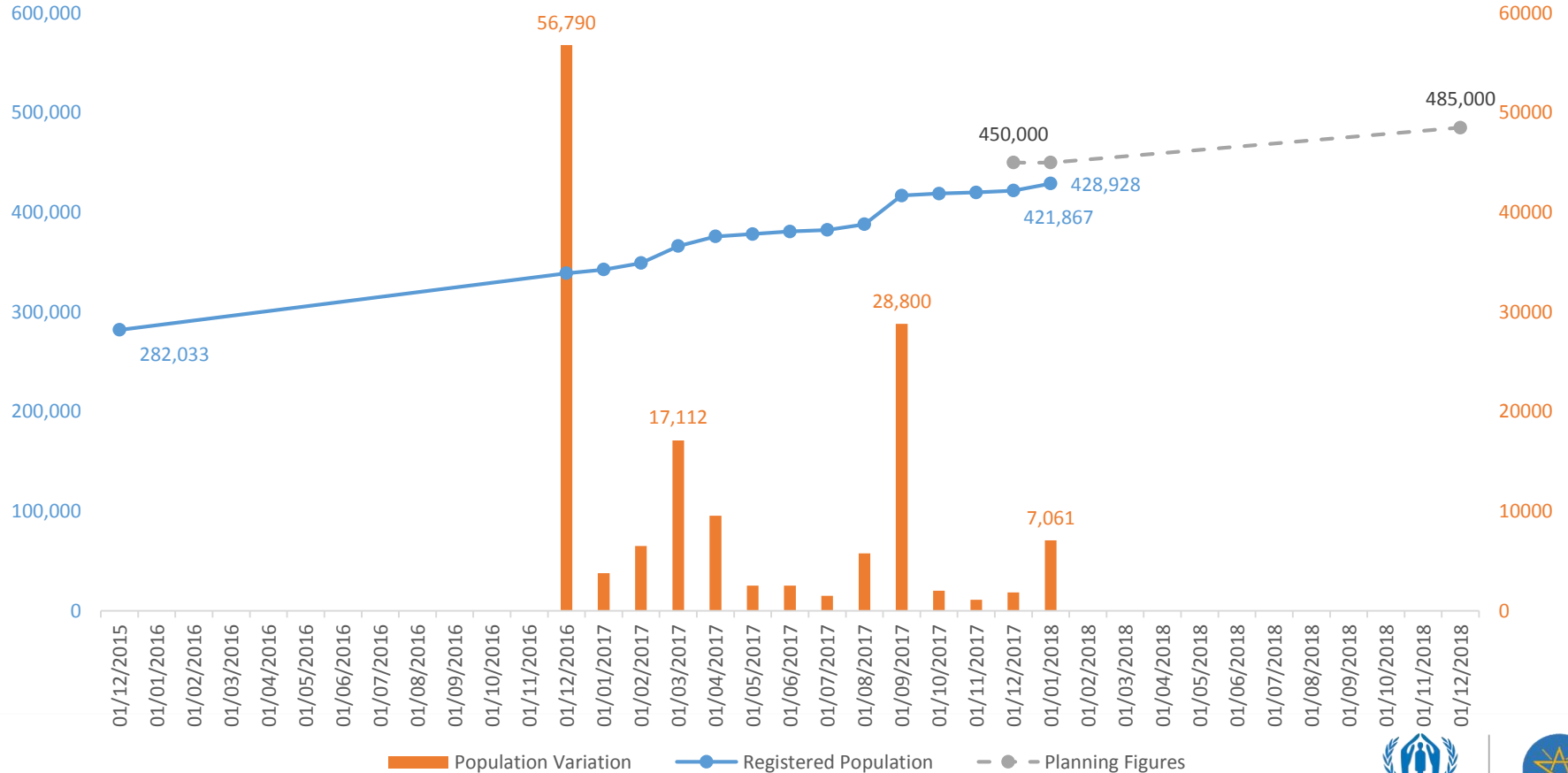
Points of interest

- UNHCR Regional Office
- UNHCR Country Office
- UNHCR Sub-Office
- UNHCR Field Office
- UNHCR Field Unit
- ◆ Refugee Location
- 🏠 Refugee Center
- ▲ Refugee Camp
- ◆ Refugee Urban Location
- wrl\_polbnd\_i\_int\_1m\_unhcr
- wrl\_polbnd\_a\_int\_1m\_unhcr

The designations employed and the presentation of material on this map do not imply the expression of any opinion whatsoever on the part of the Secretariat of the United Nations concerning the legal status of any country, territory, city or area or of its authorities, or concerning the delimitation of its frontiers or boundaries

# New arrivals

75,447 new arrivals in 2017



# 2017 Highlights - Registration

- All new arrivals were registered and provided with shelter and core relief items
- **65%** were children, including **14,265** unaccompanied & separated minors
- **87%** were women and children



# 2017 Highlights - Relocations

- **Gure-Shembola** camp was opened in **May 2017** in Benishangul-Gumuz Region to ease the pressure on Gambella
- **3,138** new arrivals voluntarily relocated to Gure-Shembola over a 3-day road trip covering **844km**



# 2017 Highlights - Camp expansion

- Expansion of **Nguenyyiel Camp** from original threshold of **60,000**
- Currently accommodating **over 83,000 refugees** (*in 2018, the camp will be split into two administrative zones both supporting 50,000-60,000 refugees*)
- Trend of refugees arriving with livestock indicates the Gambella Region will continue to host the majority of new arrivals



# Challenges

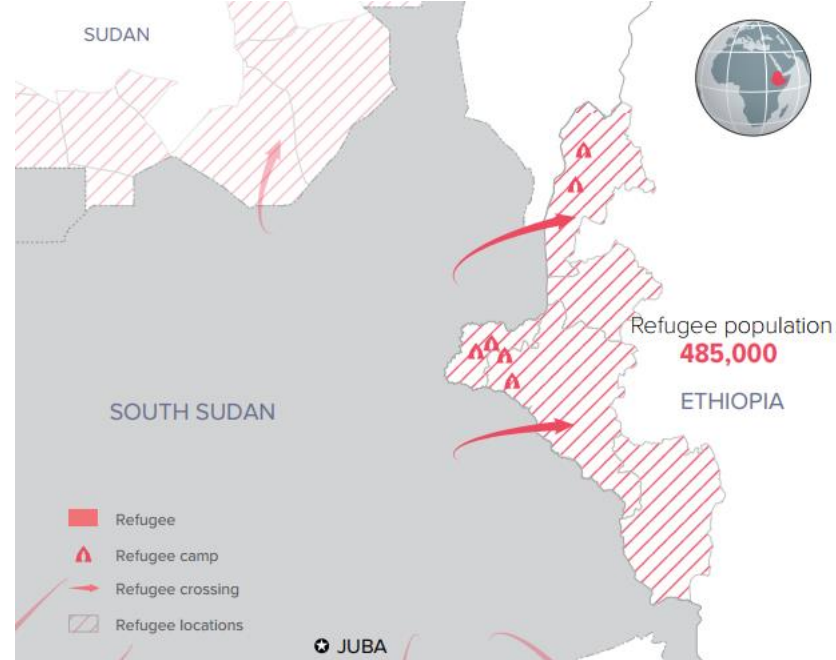
- Funding constraints hampered provision of full food ration of **2,100 kcal/** day
- Global Acute Malnutrition rate was **23.5%** against **15%** minimum standard
- Minimum standard of one health **unit/10,000** individuals not achieved due to resource constraints.
- Fundamental gaps in the provision of shelters, WASH, education and livelihoods services due to critical resource constraints.
  - **37%** of households were afforded transitional shelters.
  - **54%** of school aged children able to enroll in primary and **12.5%** in secondary education.
  - Lack of vocational skills trainings programmes for the youth.

# 2018 Overview

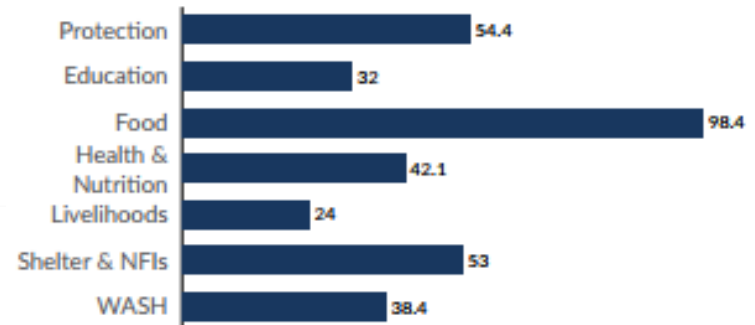
- Peace process not yet fully enforced
- Violence and food insecurity projected to result in **35,000** new arrivals
- Ethiopia to host **485,000** South Sudanese refugees by end of 2018

*(The 485,000 target was premised in October 2017 on reaching 450,000 by the end of 2017 which was ultimately not reached. 421,867 arrived by 31 December 2017).*

- **24** participating organizations
- Total funding requirements:  
US\$ **342,109,266**



## Requirements | in millions US\$





# Operational Priorities

- Provide life-saving protection support in line with the comprehensive protection and solutions strategies for South Sudanese refugees
- Preserve and enhancing the protection environment and living conditions for refugees and promotion of peaceful coexistence;
- Strengthen refugee protection through the expansion of improved community-based and multi-sectorial child protection and SGBV programmes;
- Strengthen access to basic services;
- Expand labour opportunities; supporting the implementation of the GoE's Pledges to expand access to rights, services, and self-reliance opportunities in the longer-term.
- Expand existing community facilities in line with the whole of society approach.

# Thank you!

