

# Africa



## FOREWORD

The African continent continues to host a significant proportion of people of concern to UNHCR, with the number of refugees almost tripling over 10 years—from 2.3 million in 2008, to over 6.3 million by the end of 2018. Similarly, the number of IDPs has greatly increased from some 6.4 million IDPs in 2009 to 17.7 million people towards the end of 2018. Despite this incremental surge in the African displacement context, fewer refugees fled their countries in 2018 compared to 2017, with the largest outflows originating from Northwest and Southwest Cameroon into Nigeria.

In Africa, five countries alone hosted 4.1 million (or 65%) of the region's refugees, and around 20% of the global refugee population. Refugees originated primarily from the Central African Republic (CAR), the Democratic Republic of the Congo (DRC), Somalia and South Sudan. Conflict and other triggers, such as environmental degradation, were key contributors in maintaining situations of forced displacement around the region.

Moving beyond the initial humanitarian response, a number of countries hosting protracted refugee populations took advantage of available development resources, such as the IDA18 regional sub-window for refugees and host communities, established by the World Bank, to design projects with a focus on socioeconomic inclusion, benefitting both refugees and their host communities. To this aim, other operations, such as Ethiopia, Kenya and Uganda engaged with private donors, the European Union Trust Fund,

*A young Burundian refugee stands outside a classroom at Jugudi Primary School in Nyarugusu refugee camp, Kigoma Province, western Tanzania. Burundian schoolchildren and teachers are desperate for learning resources.*

and the World Bank’s “Development response to displacement impacts project”, which also resulted in the strengthening of available services for both refugee and host communities. The trickle-on effects of these projects are visible and demonstrate that the strategic inclusion of refugees in the socioeconomic fabric of their host communities can have a positive impact on the broader community at large.

While some 341,100 refugees chose to repatriate in 2018, the broader identification of solutions remained a challenge, with restricted resettlement places and limited opportunities for local integration through naturalization. As a number of countries continued to implement the Comprehensive Refugee Response Framework (CRRF), UNHCR observed that new initiatives and policy changes are happening with the adoption of the Global Compact on Refugees providing additional momentum for innovative solutions, which might serve as avenues to overcome these current challenges.

In 2018, UNHCR made concerted efforts to strengthen its anti-fraud and integrity systems in several key operations in the region.

Through its Risk Management 2.0 initiative, the Office made strides towards optimum transparency, taking particular care to inform stakeholders of its risk mitigation and reduction strategies. Towards this end, regional workshops were facilitated in Kenya, South Africa and Uganda, and multi-functional anti-fraud support missions were deployed to Burundi, Kenya, the Sudan and Uganda. UNHCR offices in the region also implemented specific programmes, such as sensitization and awareness-raising activities, and strengthened monitoring systems to prevent abuse, in line with the Office’s global commitment to fight against sexual exploitation and abuse.

Despite the overwhelming needs, the funding situation in the region remained a major obstacle for most operations. In Burundi, the CAR, the DRC and Mali, low levels of funding required UNHCR to make difficult choices, prioritizing certain interventions to the detriment of others. For example, delaying or interrupting return services for Chadian and Sudanese refugees, who opted to voluntarily repatriate to their countries of origin.

**Raouf Mazou**

Director of UNHCR’s Regional Bureau for Africa

**GLOBAL WORKFORCE IN AFRICA\*: 6,662**

**69% MALE** **31% FEMALE**

**222 LOCATIONS** **62% BASED IN HARDSHIP LOCATIONS**

\*including 1,526 affiliate workforce staff.

## Key data and achievements in Africa

### Resettlement

Africa is the region with the **highest resettlement needs** and **departures** worldwide



UNHCR resettlement submissions in 2018  
**36,408** ↑ **69%** compared to 2017

UNHCR-facilitated departures from Africa in 2018  
**19,327** ↑ **22%** compared to 2017

Resettlement submissions worldwide in 2018  
**45%**

Departures worldwide in 2018  
**35%**

Major countries of origin of people resettled from Africa

1 DRC	12,742	3 Sudan	1,193
2 Eritrea	3,527	4 Somalia	896

### Biometric registration



**3,448,188** individuals biometrically enrolled by the end of 2018

**48%** of total individuals biometrically registered

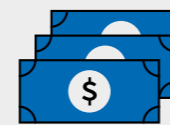
Central Africa and Great Lakes  
**641,568**

East and Horn of Africa  
**2,005,272**

Southern Africa  
**151,304**

West Africa  
**650,044**

### Cash-based interventions



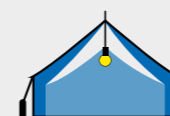
**\$63M** 2017 **\$45M** 2018

Variation  
↓ **\$18M**

↓ **28%**

### Refugees living in/out of camps

Data as of 31st December 2018



Refugees\* **6,335,400**

% accommodation known **96.9%**

% private accommodation\*\* **21.5%**

% camps + other **78.5%**

\* includes refugees and people in refugee-like situations  
\*\* out of total number of refugees and refugee-like

### Emergency deployments (UNHCR and standby partners)



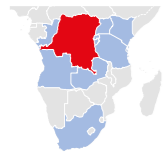
**219** 2017 **195** 2018

### Partners and budget allocated (USD millions)

**\$563.7 million** allocated to **345 partners** (43% of regional expenditure)

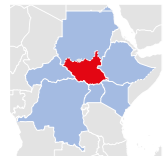
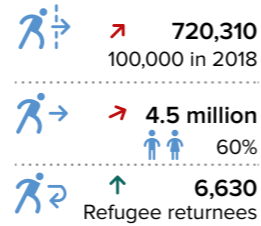
**\$351.9M** 76 International NGO partners  
**\$111.8M** 155 National NGO partners  
**\$95.6** 111 Government partners  
**\$4.4M** 3 UN agencies/IOM

# MAJOR SITUATIONS IN AFRICA IN 2018



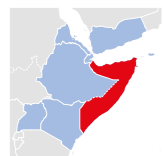
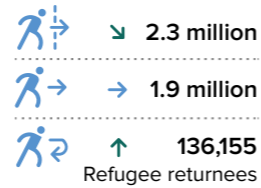
## THE DEMOCRATIC REPUBLIC OF THE CONGO

The largest IDP population in Africa, with many parts of the country subjected to sporadic violence. Despite the peaceful handover of power in the December Presidential elections, scattered movements towards neighbouring countries continued, with hopes fading for voluntary return of Congolese refugees.



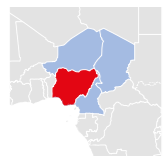
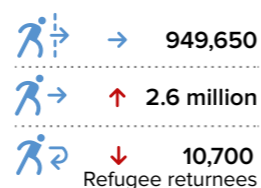
## SOUTH SUDAN

Despite a reduction in fighting in parts of the country, due to the revitalized 2018 peace agreement, the political situation remained tense and armed conflict caused internal and external displacement. The South Sudanese are the largest refugee population in Africa and the 2<sup>nd</sup> largest globally. It is largely a children's crisis, with over 63% of those displaced under the age of 18.



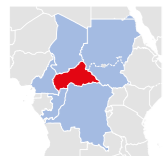
## SOMALIA

One of the world's most protracted refugee situations, efforts continued to create an enabling environment for the voluntary return and reintegration of Somali refugees. With the process of state-building ongoing, returnees and IDPs faced severe famine, drought and ongoing insecurity. The majority of IDPs remain in need of urgent humanitarian assistance.




## NIGERIA

Across the Lake Chad Basin, some 7.1 million people were affected by the Boko Haram conflict in north-eastern Nigeria, Cameroon's Far North Region, western Chad and south-eastern Niger. Nigeria continues to host the largest number of IDPs in the West Africa sub-region. Attacks forced more people to flee internally or abroad, and prevented returns to Nigeria.



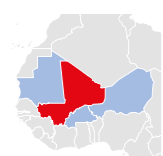
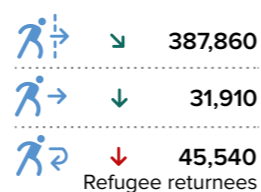
## THE CENTRAL AFRICAN REPUBLIC

Since the conflict began in 2012, the situation reached the highest recorded level of displacement with more than 1.2 million people displaced. Some 48,000 refugees fled in 2018 alone. Conflict and forced displacement remains widespread, impacting previously unaffected parts of the country. The targeting of minority groups, with killings and attacks against communities, multiplied significantly.



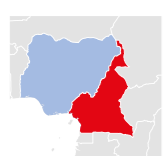
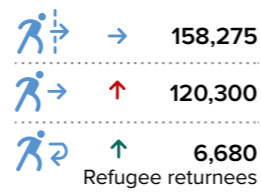
## BURUNDI

Overall security improved, but persistent and severe human rights concerns generated refugee flows to neighbouring countries, with less people fleeing Burundi in 2018; 90% decrease compared to 2017. Nearly a quarter of IDPs are displaced as a result of the social-political situation. A stagnating peace process and continuing regional tension was a concern for the stability of the Great Lakes.



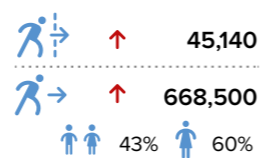
## MALI

Insecurity in northern and central Mali destabilized local communities and prevented returns. The crisis spilled into Burkina Faso and Niger where armed groups attacked security and civilian targets. The number of IDPs significantly increased with more than 80,000 internally displaced in 2018 alone.

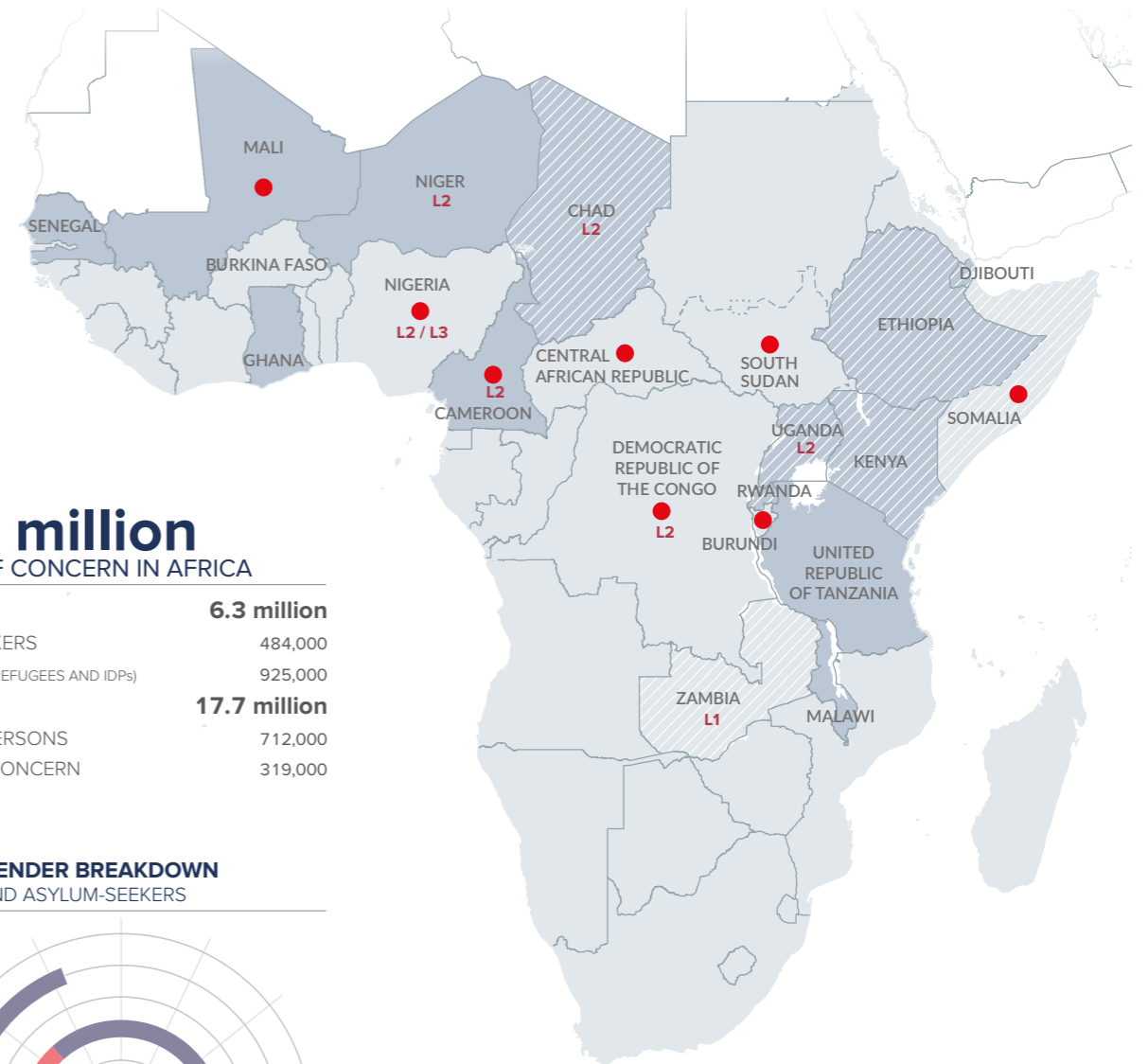


## CAMEROON

Violence in the South-West and North-West Regions caused internal displacement and forced many Cameroonians to seek asylum in Nigeria. The displaced, most of whom are women and children, face a grave humanitarian situation in both countries.



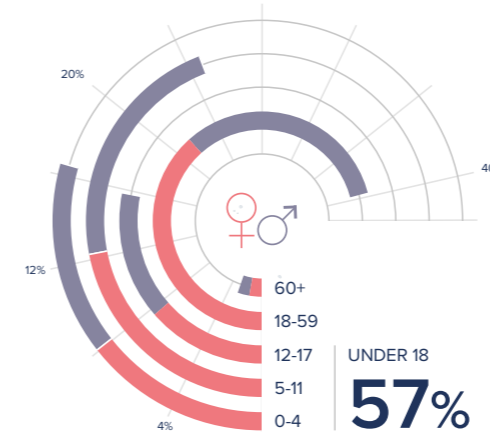
Despite the nearly threefold increase in the number of refugees over the last decade—from 2.3 million in 2008, to 6.3 by the end of 2018—most countries in sub-Saharan Africa continued to welcome refugees and asylum-seekers. Five countries alone hosted 65% of the region's refugees—20% of the global refugee population.



## 26.4 million PEOPLE OF CONCERN IN AFRICA

REFUGEES	6.3 million
ASYLUM-SEEKERS	484,000
RETURNEES (REFUGEES AND IDPs)	925,000
IDPs	17.7 million
STATELESS PERSONS	712,000
OTHERS OF CONCERN	319,000

## AGE AND GENDER BREAKDOWN REFUGEES AND ASYLUM-SEEKERS



- Situation
- ▨ CRRF country
- MYMP country
- ➡ Refugees
- ➡ IDPs
- ➡ Returnees
- 👤 Children
- 👤 Women
- L 1/2/3 Level of emergency
- ➡ Negative trend compared with 2017
- ➡ Positive trend compared with 2017
- ➡ Stable trend compared with 2017



## ACHIEVEMENTS AND IMPACT

### Safeguarding fundamental rights

#### Promoting a favourable protection environment

**32** operations in sub-Saharan Africa implemented the BIMS system and **22** operations rolled out proGres v4.

Most host countries and communities in sub-Saharan Africa demonstrated positive and generous attitudes towards refugees and asylum-seekers. In some instances, however, core refugee protection principles were challenged. Certain countries imposed strict border controls without the necessary safeguards to uphold the principle of *non-refoulement*. UNHCR worked with governments to strengthen national capacities to screen refugees and asylum-seekers, while preserving the right to seek asylum and protection.

UNHCR engaged with States on a range of capacity-building and other forms of support, strengthening government-led refugee status determination (RSD) processes. In countries where there were no national asylum procedures in place, or where additional support was required, UNHCR carried out RSD under its mandate.

UNHCR also enhanced its capacity and cooperation in registration, working with host governments to improve their registration systems and data management. Across Africa, UNHCR rolled out proGres v4; the Biometric Identity Management System (BIMS); and the Rapid Application tool that allows for off-line registration. National governments were supported to establish their own registration systems and enhance

inter-operability between systems. In 2018, BIMS was deployed to Botswana, Lesotho, Mozambique, Namibia, Nigeria and Uganda, bringing to 32 the number of operations in sub-Saharan Africa using it. ProGres v4 was rolled out to nine operations in 2018, bringing to 22 the number of countries in the region using the improved system (see the chapter on *Safeguarding fundamental rights*).

Progress was made in legislative reform, with the most notable achievement in December 2018, when South Sudan acceded to the 1951 Convention relating to the Status of Refugees. UNHCR also welcomed progress on Ethiopia's historic refugee proclamation, which will enable refugees to acquire work permits; access primary education; obtain drivers' licenses; register life events such as births and marriages; and open bank accounts. Guinea adopted a new refugee law which enhances access to education, employment and durable solutions, especially local integration. In Niger, a law was enacted to protect IDPs, bringing it in line with the African Union (AU) Convention for the Protection and Assistance of Internally Displaced Persons in Africa (Kampala Convention), and becoming one of the first States parties to develop comprehensive national legislation on internal displacement. In July 2018, the AU Assembly adopted a decision declaring 2019 as the year of "Refugees, returnees and internally displaced persons in the context of the 50<sup>th</sup> anniversary of the 1969 Organization of African Unity (OAU) Convention Governing the Specific Aspects on Refugee Problems in Africa".

Operations throughout the region prioritized the implementation of UNHCR's new Age, Gender and Diversity Policy (see chapter on *Safeguarding fundamental rights*). Protection structures to better prevent and respond to sexual and

gender-based violence (SGBV) and sexual exploitation and abuse (SEA) were strengthened, and there was rapid response to any allegations, with thorough investigations undertaken.



#### Ensuring protection and solutions for IDPs

The number of IDPs in Africa rose significantly in 2018 from 14.5 to 17.7 million, with an increase of one million in the first half of 2018 alone. This rise was mainly triggered by conflict and insecurity in parts of the DRC (home to the largest IDP population in Africa, with more than 4.5 million IDPs, including 2.7 million children), Nigeria and Somalia. Violence

and human rights violations also caused internal displacement in Burkina Faso, Cameroon and Ethiopia.

Insurgency in north-eastern Nigeria was the leading cause of displacement for some 2.5 million IDPs in the Lake Chad Basin region, with more than 581,000 people internally displaced in 2018. UNHCR scaled up its response, working with the authorities and partners in north-eastern Nigeria to provide displaced people with legal and psychosocial support (in particular to victims of SGBV), as well as shelter and basic household items.

In the East and Horn of Africa, while 80% of IDPs were displaced due to conflict, drought further exacerbated this displacement. In Ethiopia, in addition to the 2.6 million IDPs displaced by conflict, there were further displaced for climate-related reasons, and in Somalia, 1.4 million of the approximately 2.6 million IDPs were displaced by the 2016-2017 drought. The majority of IDPs remain in need of emergency humanitarian assistance, and some 1.3 million IDPs in particular need of improved shelter and NFI support. In addition to prioritizing the provision of core relief items, protection and return monitoring, UNHCR also engaged in area-based reintegration programming in partnership with the Government of Somalia and other stakeholders.

Across the region, UNHCR collaborated in the inter-agency cluster coordination providing protection, shelter, health care, and camp coordination and camp management assistance. In 2018, UNHCR led seven out of 10 active shelter clusters for IDPs. In Cameroon, the CAR, Chad, Mali, Nigeria, Somalia and the Sudan, UNHCR led the shelter and NFI clusters, coordinating the work of 115 partners to provide \$37 million to support 1.2 million people of concern.



### Internet enhances assistance for displaced people in remote Niger

Sayam Forage's remote location in harsh conditions in the Diffa region has meant that communication technologies, including phone lines, were not available in the camp. However, in 2018, through the Refugee Emergency Telecommunications Sector (RETS)—a UNHCR-led mechanism for coordinating the communications technology response in situations of displacement—the camp now has internet connectivity.

Assistance provided to the community (such as health, shelter, or education) has been much enhanced by this connectivity. The work of RETS in Niger has shown that a simple internet connection can have profound impacts on the lives of people who have been forced to flee.



### Mixed movements

UNHCR worked closely with other stakeholders, such as the AU-EU-UN Joint Taskforce on migration, to ensure protection for refugees moving in mixed flows from Africa along “the northern route” through Libya to Europe, “the southern route” to South Africa, and “the eastern route” towards Gulf countries or neighbouring African countries. UNHCR successfully evacuated over 2,200 vulnerable refugees and asylum-seekers out of Libya to the Emergency Transit Mechanism (ETM)

in Niger for individual processing for resettlement; from there, some 1,000 people were resettled to third countries.

Expansion of UNHCR's outreach, including the provision of services directly or through partners to people moving towards Libya, resulted in the increased identification of people in need of international protection. In countries such as Algeria, Burkina Faso, Chad, Egypt, Libya, Mali, Morocco, Niger and Tunisia, expanded partnerships led to greater identification and referral, including the delivery of assistance.

**2,200** vulnerable refugees were evacuated out of Libya to the ETM in Niger, with some 1,000 people being resettled to third countries.



### Safe, but in limbo, after the horror of Libya

Their lives have been reduced to waiting in the heat. Many must sleep on the ground. But at least now they are safe in Niger.

*“This is a safe place for me. But I would still like to work and help my mother and brothers in Darfur.”*

—Abu Bakr, Sudanese refugee who fled first to Libya and then escaped to Niger.



© UNHCR/Amel Nja

### Reducing and preventing statelessness and protecting stateless persons

The identification of statelessness in Africa improved significantly in 2018 through a range of mapping exercises. UNHCR supported a country study to gather qualitative data on statelessness in South Sudan, as well as a regional study on East Africa, covering Burundi, Kenya, Rwanda, South Sudan, Uganda and the United Republic of Tanzania. Studies and mapping exercises were also initiated in some West African countries.

Within the framework of the #IBelong Campaign to End Statelessness by 2024, regional workshops were organized in the context of the International Conference of the Great Lakes Region. UNHCR partnered with the Economic Community of West African States (ECOWAS) as well as the Southern African Development Community and the Economic and Monetary Community of Central Africa to convene regional meetings on statelessness, with the latter adopting the “N'Djamena initiative on the eradication of statelessness in Central Africa”.

Towards the end of 2018, the AU's specialised technical committee on migration, refugees and IDPs adopted a draft “Protocol on the specific aspects on the right to a nationality and the eradication of statelessness in Africa”, due to be adopted by the AU Assembly in 2019.

In West Africa, UNHCR worked closely with ECOWAS institutions and Member States to implement the 2017-2024 “Banjul plan of action on the eradication of statelessness”, supporting the Government of Côte d'Ivoire, for example, in issuing approximately

400,000 birth certificates to children at risk of statelessness, allowing them to sit primary school exams as a prerequisite to accessing secondary education. Guinea-Bissau also issued nearly 2,000 birth certificates for refugee children in 2018, as well as adopting a national action plan to eradicate statelessness.

In Madagascar, progress was also made following changes in the nationality law, with more than 1,360 nationality certificates issued to children not previously registered as Malagasy citizens, having been born to Malagasy mothers and foreign fathers.

### Responding with lifesaving support

#### Emergency response

Given the range of emergencies across the region, providing essential and lifesaving services was a priority, with over 80% of the regional expenditure dedicated to protection and emergency response. In situations of emergency response, UNHCR provided nutrition, health, water, sanitation and shelter for those fleeing conflict, while promoting conditions for enhanced livelihoods, education and employment opportunities where possible. While UNHCR and its partners were generally able to access people of concern to deliver assistance, in some situations, insecurity prevented or inhibited delivery of much needed relief.

Out of ten UNHCR-declared emergency situations worldwide, four—Cameroon, the CAR, the DRC and the Lake Chad Basin—were in sub-Saharan Africa, with the first three having been declared in 2018.

The Level 2 emergency declared for the IDP situation in Cameroon was later extended

**400,000**

birth certificates were issued to children at risk of statelessness by Côte d'Ivoire.

Out of **10** UNHCR-declared emergency situations worldwide, **4** were in sub-Saharan Africa.



### Cameroonian refugees flee clashes and find safety in Nigeria

Violent clashes between military and armed separatists drove 32,500 Cameroonians over the border, where funding is needed to provide assistance.

“There was shooting—they killed my uncle and shot my cousin.”

—Myriam, Cameroonian refugee in Nigeria.



© UNHCR/Reagan Orms

for the refugee influx into Nigeria. The response not only aims at providing emergency food to refugees fleeing from Cameroon, but also at supporting their livelihoods in the longer-term.

To scale up the emergency response to the CAR situation, a Level 2 emergency was declared in Chad in March 2018 for the refugee influx from the CAR. A Level 2 emergency was also declared for North Kivu and Ituri provinces in the DRC, due to the deteriorating security and humanitarian conditions amidst the outbreak of the Ebola virus. UNHCR actively engaged in the inter-agency Ebola preparedness and

response in surrounding countries, including by developing cost preparedness and response planning tools, deploying health staff, and providing funds to support country operations. Ebola-prevention measures in refugee sites, settlements, and displacement sites were established, and UNHCR provided protection to the displaced in Ebola-affected North Kivu.

In the Lake Chad Basin, a Level 3 emergency for the IDP response in Nigeria, as well as a Level 2 emergency in Cameroon, Chad and Niger, activated in 2016, remained in place in 2018 (see chapter on *Responding with lifesaving support*).



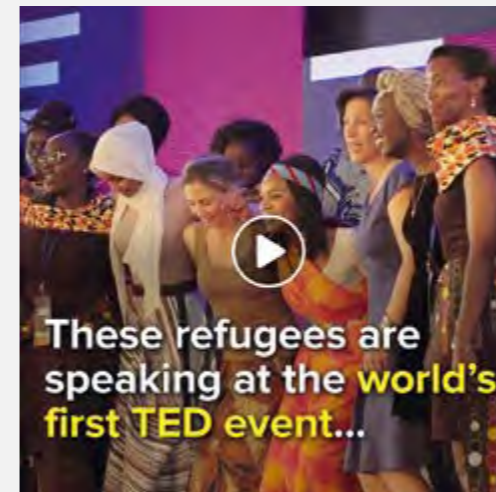
### #DoltLuQuLuQu campaign brought together civil society and private sector in support of refugees

2018 was a ground-breaking year for the LuQuLuQu campaign in Africa, with a wide network of supporters advocating and raising funds for refugees in the region.

In particular, the LuQuLuQu “Step for Safety” walk drew in multiple supporters and donors from Burkina Faso, Ghana and Kenya. UNHCR also partnered with African retailers to raise awareness on the LuQuLuQu campaign in shops. Donations in Nigeria from the TuBaba Foundation, and DayStar Christian Centre were also indicative of public interest and potential for growth in the region.



© UNHCR



### #TEDxKakumaCamp brought together refugees, activists and aid workers to break stereotypes

In Kenya, UNHCR supporters added their talents to TEDx Kakuma Camp, the first ever TEDx event hosted in a refugee camp. Alongside refugees, Goodwill Ambassador Emi Mahmoud and supporters Mercy Masika, Nomzamo Mbatha, Octopizzo and Yiech Pur Biel participated in the event, while social media posts by global supporters celebrating the moment online had over 100,000 combined engagements.

UNHCR supporters both new and longstanding visited Ethiopia with UNHCR in 2018, including musician Betty G and Spanish presenter Jesús Vázquez. A month-long media campaign followed Vázquez's trip, including interviews on primetime Spanish TV with audiences of millions.



### Meeting basic needs

Cash-based interventions (CBIs) formed an integral component of UNHCR's response throughout the displacement cycle in Africa, assisting people to meet their basic needs and, where feasible, providing a stimulus for economic activity and longer-term inclusion.

Somalia, for example, was among UNHCR's top 10 cash operations globally, with more than \$13 million in cash distributed to Somali returnees in 2018. In Niger, UNHCR launched one of its first emergency interventions through cash for “hard-to-reach” populations, reaching some 12,000 IDPs at the border to Mali, few of whom had previously received assistance due to the inaccessibility of their location.

CBIs in the DRC is another example of how cash assistance is used in an emergency response, with 126,300 people receiving cash assistance in 2018—a 261% increase compared to 2017. In Kenya, the operation implemented UNHCR's largest cash for shelter project, including cash assistance transfers of more than \$1.16 million, reaching some 32,000 people.

Cash-assistance was also provided for WASH-related needs, with some \$650,000 in cash-assistance provided for this purpose to people of concern in Cameroon, Chad, the DRC, Djibouti, Ethiopia, Kenya, Niger, Nigeria, Rwanda, Uganda and Zambia. Moreover, UNHCR strengthened its emergency WASH response capacities, including coordination, implementation, and monitoring.

About **30%** of cash distributed in Africa went to Somalia.



### Cash assistance as a stepping-stone for improved financial inclusion

In 2018, UNHCR provided \$45 million in cash assistance in Africa and launched multi-purpose cash programmes in operations such as Cameroon, the DRC, Ethiopia, Kenya, Niger, Rwanda, Somalia and Uganda. UNHCR also facilitated refugees' access to formal bank and mobile money accounts in Cameroon, the DRC, Ethiopia, Kenya, Niger, Rwanda, Uganda and Zambia to encourage savings and access to loans, a stepping-stone for improved financial inclusion.

In Kenya, where UNHCR facilitated refugees' access to bank accounts, a bank agent in Kakuma district reported that almost half of bank account holders, and over 20% of borrowers in the area, were refugees, with good pay-back rates. The emergency cash through mobile money covers food, shelter and other basic needs.

UNHCR's emergency cash transfer mechanism offers a common cash facility in Niger, which can be tapped into by any other agency and organization for the purpose of transferring cash to vulnerable populations, including by the clusters, for meeting critical needs.

During 2018, UNHCR prioritised targeted support to operations with worrying and dramatic changes in the food security and nutrition situations, as well as in situations with drastically reduced food rations, including in Cameroon, Chad and Ethiopia.

Where possible, opportunities for self-reliance were identified. Strategic missions were conducted with WFP to review the food security and nutrition situation and develop joint assistance plans in Nigeria and Rwanda.

Over **341,100** refugees chose to repatriate in 2018, including **45,540** Burundians from Tanzania.

### Building better futures

#### Voluntary repatriation

A greater number of expressions of intent to return by refugees were reported in 2018, with political change often cited as a motivating factor. Over 341,100 refugees chose to repatriate in 2018. The largest number of returns was to Burundi with more than 45,540 Burundians assisted, largely from Tanzania. Some 10,700 Somalis returned from nine different countries of asylum, despite challenges relating to drought, food shortages, ongoing insecurity and a lack of services in some areas,



### Local integration

In Guinea-Bissau, Liberia and Mali, governments took concrete steps to facilitate local integration for thousands of refugees. This included the decision to grant nationality to some 7,100 Senegalese refugees in Guinea-Bissau; the issuance of Liberian nationality and identity documents to 300 Sierra Leonean refugees in Liberia; and the granting of nationality to nearly 2,000 Mauritanian refugee children in Mali. The Government of Liberia also granted some 310 acres of land for the local integration of Ivorian refugees and started the implementation of a durable shelter construction project.

**7,100** Senegalese refugees were granted nationality in Guinea-Bissau.

Over the past two years, Tanzania has naturalized many of the Burundian refugees who arrived in 1972. However, a joint verification exercise of UNHCR and the Government identified the pending cases of approximately 58,000 Burundian people of concern (linked to the 1972 Burundian population), as well as pending cases from the initial naturalization process. UNHCR supported the Government to continue the naturalization process for those who qualify, as well as resolve protection issues, and work on alternative stay arrangements.

In the CAR, UNHCR worked with the Government to support the integration of the residual caseload of Sudanese refugees in Bambari (nearly 200 people), who opted to remain following the voluntary return of some 1,500 refugees in December 2017.

The Government of Zambia started issuing temporary residency permits to former Rwandan refugees—with nearly 1,500 issued thus far—which will facilitate their stay and participation in the socioeconomic development of their host communities.

bringing the number of those who were assisted to return since December 2014 to nearly 87,540.

Elsewhere, voluntary repatriation movements between Chad and Sudan resumed in November 2018 after the rainy season. The return of close to 1,800 Sudanese refugees was facilitated from eastern Chad to Darfur, while nearly 6,350 Chadian refugees voluntarily returned from Darfur to Sila, in eastern Chad. Despite the precarious security situation in the CAR, more than 35,180 Central African refugees were assisted to return from Burkina Faso, Cameroon, Côte d'Ivoire, the DRC, Niger, the Republic of the Congo and Senegal. UNHCR also supported the return of some 2,800 Ivorian refugees from neighbouring countries in 2018.



### Providing safety nets for families across Africa

When Jacqueline arrived at Nduta refugee camp in Tanzania in 2015, she received from UNHCR an emergency family shelter, together with mosquito nets from the UN Foundation. In certain regions in Africa, refugees' lives are at risk every day because of malaria. Since 2016, the UN Foundation has donated almost 800,000 mosquito nets to thousands of families like Jacqueline's in sub-Saharan Africa, through its "Nothing but Nets" Campaign. Thanks to the shelter and lifesaving supplies like mosquito nets, refugees can enjoy safety and protection.



© UNHCR/Sebastian Rich

### Resettlement

Resettlement submissions increased significantly—by some 69%—compared to 2017, with more countries offering resettlement quotas for Africa, including for the East and Horn of Africa and the Great Lakes sub-regions. Resettlement countries also created places for vulnerable

refugees being evacuated from the detention centres in Libya through the ETM in Niger. Departures for resettlement countries also increased from 15,800 in 2017 to over 19,300 in 2018 against more than 36,400 resettlement submissions made in 2018 alone.



### Bringing tertiary education to refugees in Rwanda

In the Kiziba camp in Rwanda, UNHCR is supporting an online tertiary education platform that allows refugees to study towards their associates and bachelor's degrees.


The Kepler programme, part of the joint UNHCR-UNICEF Humanitarian Education Accelerator, uses a competency-based model and pairs digital content from an accredited US university (Southern New Hampshire University) with a team of expert local teachers.

In addition, a focus on internships, on-the-job learning and professional skills training ensures graduates are ready to enter the workforce with the required soft skills needed in leadership, language and computer literacy.



© UNHCR/Antoine Tardy

### The humanitarian–development nexus



In line with the Global Compact on Refugees, the CRRF is being rolled out in eight countries in the region: Chad, Djibouti, Ethiopia, Kenya, Rwanda, Somalia, Uganda and Zambia, as well as through a regional approach for the Somali refugee situation, supported by the Inter-Governmental Authority on Development. Multi-year, multi-partner (MYMP) strategies are being implemented by 13 countries in the region as a vehicle for the CRRF in Cameroon, Chad, Djibouti, Ethiopia, Ghana, Kenya, Malawi, Mali, Niger, Rwanda, Senegal, Tanzania and Uganda. The strategies focus on improving long-term planning for solutions and protection by working more concertedly with partners. Three MYMP countries—Ghana, Kenya and Malawi—formed part of the Solutions Capital,

a donor pact proposed to enable operations to fully implement their protection and solution strategies.



Cooperation with the World Bank was strengthened through an increasing number of joint activities at the field level, including through the IDA18 regional sub-window. Eleven countries were approved for these grants and concessional loans in 2018, including Cameroon (\$274 million towards access to health care, education, social safety nets, and social and economic infrastructure), Ethiopia (\$202 million towards economic opportunities for refugees and host communities) and Uganda (\$360 million for infrastructure and \$335 for water management to improve service delivery). A number of countries in the East and Horn of Africa sub-region also benefitted from World Bank "Development response to displacement impacts" projects.

UNHCR worked with the African Development Bank and host governments on the implementation of innovative projects benefitting refugee and host communities in Burundi and Zimbabwe. The European Union Trust Fund also contributed critical resources aimed at supporting inclusion. A number of bilateral cooperation initiatives are increasingly looking at refugees and their hosts through the lens of potential mutual benefits resulting from socioeconomic inclusion.



## FINANCIAL INFORMATION

### Consequences of underfunding

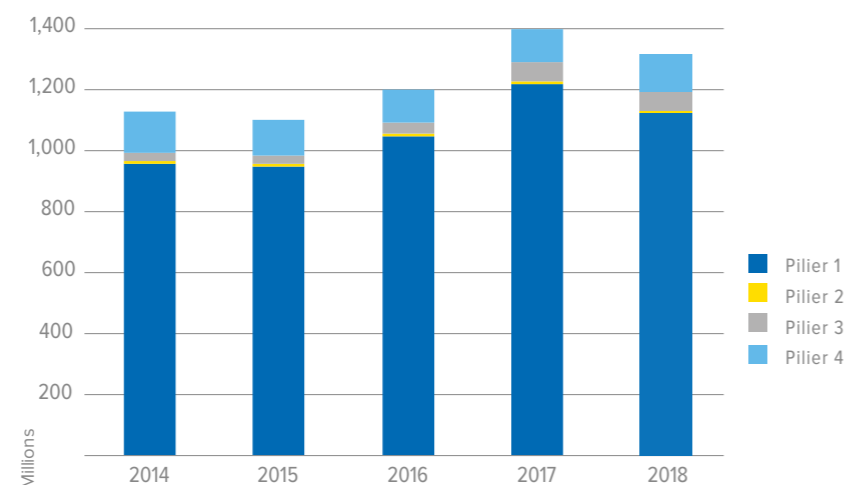
Critical underfunding was widespread, especially for the Burundi, the CAR, the DRC, Mali, Somalia and South Sudan situations. In the Burundi situation, for example, shelters were highly inadequate, health centres struggled to cope with the number of patients, classrooms were overcrowded, and capacity to assist unaccompanied children and survivors of sexual violence was extremely limited.

Neighbouring countries continued to receive displaced people from South Sudan despite overstretched capacities. Notwithstanding all efforts to provide the most basic services to young refugees—including lifesaving assistance for the many unaccompanied minors and those with special needs, as well as access to quality education—urgently required activities to protect large numbers

of unaccompanied minors could not be carried out due to limited funding. This situation increased their vulnerability to protection risks such as early marriage, forced recruitment, and survival sex.

Refugees across the region were affected by severe malnutrition and food insecurity due to conflict and drought. Limited funding led to cuts in food rations and narrow targeting exercises. This had a significant impact on refugees' protection, health and well-being as well as social cohesion among the affected populations. In East Africa, the nutrition situation in some of the refugee sites in the region was of severe concern. Typical coping strategies included skipping or reducing meals, selling assets to buy food, taking loans with high interest, begging, child labour, and engaging in high-risk activities. Moreover, protection concerns linked to assistance cuts have been documented, including SGBV, domestic abuse and transactional sex of all ages.

### EXPENDITURE IN AFRICA 2014-2018 | USD



### Budget

- ExCom original budget: **\$2.600 billion**.
- Final budget: **\$2.755 billion**.
- Budget increase: **\$155.2 million/+6%**, mainly due to new needs in relation to the Central Mediterranean route, and the DRC and South Sudan situations.

### Expenditure

SOURCE OF EXPENDITURE		USD   thousands	As % of expenditure within the region	As % of global expenditure by source of funding
Carry-over from prior years	Earmarked	48,408	4%	29%
	Unearmarked	79,159	6%	40%
Voluntary contributions	Earmarked	779,360	60%	31%
	Softly earmarked	250,166	19%	44%
	Unearmarked	34,496	3%	10%
	In-kind	10,162	1%	28%
Programme support costs		30,586	2%	14%
Other income		71,808	6%	37%
<b>TOTAL</b>		<b>1,304,145</b>	<b>100%</b>	<b>31%</b>

- Expenditure in Africa represented **31%** of UNHCR global expenditure.
- **60%** of expenditure funded from earmarked funding.
- Highest amount of expenditure funded from unearmarked voluntary contributions, at **\$34.4 million**.
- Voluntary earmarked contributions to Africa increased by **\$102.2 million/+9%** compared to 2017.

## BUDGET AND EXPENDITURE IN AFRICA | USD

OPERATION		PILLAR 1	PILLAR 2	PILLAR 3	PILLAR 4	TOTAL	% OF REGIONAL TOTAL
		Refugee programme	Stateless programme	Reintegration projects	IDP projects		
<b>WEST AFRICA</b>							
Burkina Faso	Budget	24,147,881	503,114	-	-	24,650,996	
	Expenditure	13,589,717	224,734	-	-	13,814,451	
Côte d'Ivoire	Budget	3,884,705	9,457,012	3,209,285	-	16,551,001	
	Expenditure	3,842,999	3,514,216	2,167,943	-	9,525,158	
Ghana	Budget	8,085,878	-	-	-	8,085,878	
	Expenditure	4,421,708	-	-	-	4,421,708	
Liberia	Budget	11,580,063	-	-	-	11,580,063	
	Expenditure	7,190,576	-	-	-	7,190,576	
Mali	Budget	11,212,450	-	9,262,523	1,125,019	21,599,992	
	Expenditure	7,109,498	-	5,467,086	776,564	13,353,148	
Niger	Budget	79,239,374	733,498	-	12,810,943	92,783,814	
	Expenditure	47,779,367	261,297	-	4,498,701	52,539,365	
Nigeria	Budget	13,360,279	-	22,890,000	44,149,721	80,400,000	
	Expenditure	11,301,568	-	7,635,099	11,532,968	30,469,635	
Senegal Regional Office <sup>1</sup>	Budget	34,386,734	4,521,642	-	-	38,908,376	
	Expenditure	20,278,622	1,396,589	-	-	21,675,211	
SUBTOTAL	Budget	185,897,364	15,215,267	35,361,808	58,085,682	294,560,121	11%
	Expenditure	115,514,055	5,396,835	15,270,128	16,808,233	152,989,251	12%
<b>EAST AND HORN OF AFRICA</b>							
Chad	Budget	140,346,387	3,003,699	-	5,634,658	148,984,744	
	Expenditure	73,034,034	531,928	-	1,668,405	75,234,367	
Djibouti	Budget	26,730,931	-	-	-	26,730,931	
	Expenditure	9,508,942	-	-	-	9,508,942	
Eritrea	Budget	5,223,224	-	-	-	5,223,224	
	Expenditure	3,886,322	-	-	-	3,886,322	
Ethiopia	Budget	311,125,814	-	-	16,628,862	327,754,676	
	Expenditure	146,278,769	-	-	10,477,913	156,756,682	
Ethiopia UNHCR Representation to the AU and ECA	Budget	4,162,503	-	-	-	4,162,503	
	Expenditure	1,846,967	-	-	-	1,846,967	
Kenya	Budget	190,631,876	481,496	-	-	191,113,372	
	Expenditure	102,171,288	385,235	-	-	102,556,523	
Kenya Regional Support Hub	Budget	7,973,251	-	-	-	7,973,251	
	Expenditure	7,255,496	-	-	-	7,255,496	
Somalia	Budget	79,066,491	-	58,449,546	48,868,238	186,384,275	
	Expenditure	33,682,361	-	20,235,222	10,928,415	64,845,998	
South Sudan	Budget	120,077,582	1,505,682	-	33,704,059	155,287,323	
	Expenditure	85,125,929	1,006,895	-	25,037,966	111,170,790	
Sudan	Budget	218,356,455	2,033,093	11,846,749	23,662,502	255,898,799	
	Expenditure	60,249,503	743,129	3,560,440	8,198,063	72,751,134	
Uganda	Budget	415,003,072	200,000	-	-	415,203,072	
	Expenditure	184,547,919	49,645	-	-	184,597,564	
Regional activities	Budget	3,124,616	-	-	-	3,124,616	
	Expenditure	296,127	-	-	-	296,127	
SUBTOTAL	Budget	1,521,822,200	7,223,970	70,296,295	128,498,318	1,727,840,784	63%
	Expenditure	707,883,656	2,716,832	23,795,662	56,310,762	790,706,912	61%



## BUDGET AND EXPENDITURE IN AFRICA | USD

OPERATION		PILLAR 1	PILLAR 2	PILLAR 3	PILLAR 4	TOTAL	% OF REGIONAL TOTAL
		Refugee programme	Stateless programme	Reintegration projects	IDP projects		
<b>CENTRAL AFRICA AND THE GREAT LAKES</b>							
Burundi	Budget	32,493,678	-	-	508,465	33,002,143	
	Expenditure	26,846,607	-	-	470,705	27,317,311	
Cameroon	Budget	74,158,771	375,533	-	12,377,502	86,911,806	
	Expenditure	41,889,346	284,636	-	3,969,948	46,143,930	
Central African Republic	Budget	9,639,982	-	16,985,778	14,643,662	41,269,421	
	Expenditure	6,796,906	-	12,603,077	8,275,100	27,675,082	
Congo, Republic of the	Budget	20,409,168	-	-	3,170,000	23,579,168	
	Expenditure	8,897,448	-	-	2,884,215	11,781,663	
Democratic Republic of the Congo Regional Office <sup>2</sup>	Budget	107,813,396	1,285,780	11,143,850	78,634,833	198,877,860	
	Expenditure	56,675,298	404,663	519,597	34,295,568	91,895,127	
Rwanda	Budget	95,475,730	-	3,300,309	-	98,776,039	
	Expenditure	33,159,109	-	2,175,059	-	35,334,168	
United Republic of Tanzania	Budget	122,592,614	-	3,219,450	-	125,812,064	
	Expenditure	51,287,549	-	2,588,664	-	53,876,213	
SUBTOTAL	Budget	462,583,339	1,661,313	34,649,387	109,334,463	608,228,501	22%
	Expenditure	225,552,262	689,299	17,886,398	49,895,535	294,023,494	23%
<b>SOUTHERN AFRICA</b>							
Angola	Budget	31,012,416	-	-	-	31,012,416	
	Expenditure	16,950,488	-	-	-	16,950,488	
Malawi	Budget	17,501,336	-	-	-	17,501,336	
	Expenditure	7,713,118	-	-	-	7,713,118	
Mozambique	Budget	5,626,659	319,555	-	-	5,946,214	
	Expenditure	3,801,853	121,242	-	-	3,923,094	
South Africa Regional Office	Budget	29,123,809	1,323,482	-	-	30,447,291	
	Expenditure	16,858,631	478,514	-	-	17,337,144	
Zambia	Budget	32,279,067	-	-	-	32,279,067	
	Expenditure	14,729,314	-	-	-	14,729,314	
Zimbabwe	Budget	7,564,022	253,828	-	-	7,817,850	
	Expenditure	5,596,789	174,197	-	-	5,770,986	
SUBTOTAL	Budget	123,107,310	1,896,865	-	-	125,004,175	5%
	Expenditure	65,650,191	773,952	-	-	66,424,143	5%
TOTAL	Budget	2,293,410,213	25,997,415	140,307,489	295,918,463	2,755,633,580	100%
	Expenditure	1,114,600,165	9,576,918	56,952,188	123,014,530	1,304,143,801	100%

<sup>1</sup> Includes activities in Benin, Gambia, Guinea, Guinea-Bissau, Senegal, Sierra Leone and Togo.

<sup>2</sup> Coordinates activities in the Democratic Republic of the Congo and Gabon.

## VOLUNTARY CONTRIBUTIONS TO AFRICA | USD

DONOR	PILLAR 1	PILLAR 2	PILLAR 3	PILLAR 4	ALL PILLARS	TOTAL
	Refugee programme	Stateless programme	Reintegration projects	IDP projects		
United States of America	25,211,988			10,120,910	649,354,879	<b>684,687,777</b>
Germany	20,487,099			5,340,909	66,928,276	<b>92,756,284</b>
European Union	59,838,422		4,924,004	3,167,150	7,870,370	<b>75,799,947</b>
United Kingdom of Great Britain and Northern Ireland	41,079,242		1,101,928			<b>42,181,170</b>
Central Emergency Response Fund	25,023,537		60,296	12,684,214		<b>37,768,047</b>
Japan	21,053,700		1,868,926	216,674	5,306,679	<b>28,445,979</b>
Denmark	16,024,802				11,959,897	<b>27,984,699</b>
Sweden	9,621,479			1,554,569	12,399,845	<b>23,575,892</b>
Private donors in Qatar	8,277,293				9,630,000	<b>17,907,293</b>
Canada					15,167,116	<b>15,167,116</b>
France	10,157,589		774,293	300,000	2,017,160	<b>13,249,042</b>
Private donors in Germany	1,589,343				10,223,084	<b>11,812,427</b>
Italy	7,775,950	1,292,177	620,599	368,114	884,525	<b>10,941,365</b>
Netherlands	9,797,619	160,370				<b>9,957,989</b>
Norway	5,164,011				4,683,292	<b>9,847,304</b>
Republic of Korea	3,135,667				6,575,080	<b>9,710,747</b>
Private donors in the United States of America	5,725,595			525,010	1,921,797	<b>8,172,402</b>
Belgium	4,623,875			2,335,896	1,165,501	<b>8,125,272</b>
Private donors in the Netherlands	7,625,970				18,819	<b>7,644,789</b>
Private donors in Spain	2,064,598				4,940,007	<b>7,004,605</b>
Finland	5,113,636				1,851,852	<b>6,965,488</b>
Switzerland	792,267		360,360		5,589,431	<b>6,742,058</b>
Private donors in Japan	6,142,561				100,270	<b>6,242,832</b>
Ireland	1,726,236				2,358,491	<b>4,084,726</b>
China	2,000,000			1,999,999		<b>3,999,999</b>
Country-based Pooled Funds			155,178	1,495,627	2,305,293	<b>3,956,098</b>
Australia					3,782,148	<b>3,782,148</b>
United Arab Emirates	3,011,643					<b>3,011,643</b>
Luxembourg					2,196,653	<b>2,196,653</b>
United Nations Peacebuilding Fund	1,301,552		203,167	134,653	550,000	<b>2,189,372</b>
Spain	1,911,710					<b>1,911,710</b>
UNICEF	1,875,792					<b>1,875,792</b>
African Development Bank	1,589,667					<b>1,589,667</b>
Intergovernmental Authority on Development	1,532,577					<b>1,532,577</b>
Private donors in Australia	1,247,805				88,190	<b>1,335,996</b>
Private donors in Sweden	681,265				545,181	<b>1,226,445</b>
UN-Habitat	1,119,687					<b>1,119,687</b>
Private donors in the United Arab Emirates	1,000,000				48	<b>1,000,048</b>
Private donors in Switzerland	889,143				60,705	<b>949,848</b>
UNAIDS					945,050	<b>945,050</b>
WFP	627,358					<b>627,358</b>
UN Great Lakes Region Cross-Border Fund	594,267					<b>594,267</b>
UNDP	223,905				264,000	<b>487,905</b>
Czechia				454,545		<b>454,545</b>
Private donors in the Republic of Korea	339,934				27,183	<b>367,117</b>



## VOLUNTARY CONTRIBUTIONS TO AFRICA | USD

DONOR	PILLAR 1	PILLAR 2	PILLAR 3	PILLAR 4	ALL PILLARS	TOTAL
	Refugee programme	Stateless programme	Reintegration projects	IDP projects		
Private donors in the United Kingdom of Great Britain and Northern Ireland	345,447				1,305	<b>346,753</b>
UN Darfur Fund			250,000	87,050		<b>337,050</b>
Private donors in Canada	200,309				81,440	<b>281,748</b>
Education Cannot Wait	265,279					<b>265,279</b>
UN Department of Economic and Social Affairs	123,131					<b>123,131</b>
UNESCO					108,070	<b>108,070</b>
Fund to End Violence Against Children					77,818	<b>77,818</b>
Private donors in Norway	76,100					<b>76,100</b>
UN Trust Fund for Human Security				69,320		<b>69,320</b>
Private donors in China					66,368	<b>66,368</b>
Nigeria					63,735	<b>63,735</b>
Private donors in Denmark					54,936	<b>54,936</b>
Private donors in Thailand	33,239				21,385	<b>54,624</b>
Liechtenstein				50,761		<b>50,761</b>
Private donors in Kenya	1,500				48,016	<b>49,516</b>
Private donors in Italy	712			235	41,399	<b>42,346</b>
Private donors worldwide				854	40,281	<b>41,135</b>
Private donors in France					37,230	<b>37,230</b>
Botswana					30,472	<b>30,472</b>
Angola					30,000	<b>30,000</b>
Malta	29,621					<b>29,621</b>
Private donors in Nigeria					27,531	<b>27,531</b>
South Africa					19,481	<b>19,481</b>
Private donors in Burkina Faso					14,588	<b>14,588</b>
UN Women	10,000					<b>10,000</b>
Andorra					6,173	<b>6,173</b>
Holy See					5,000	<b>5,000</b>
Private donors in Senegal	1,777					<b>1,777</b>
Private donors in Ghana	621				1,009	<b>1,630</b>
Private donors in South Africa					447	<b>447</b>
Private donors in Lebanon					156	<b>156</b>
Private donors in Singapore					14	<b>14</b>
<b>TOTAL*</b>	<b>319,086,519</b>	<b>1,452,547</b>	<b>10,318,752</b>	<b>40,906,490</b>	<b>832,487,677</b>	<b>1,204,251,984</b>

\*Notes:

<sup>1</sup> Contributions include 7% programme support costs.<sup>2</sup> Includes a total of \$33.8 million acknowledged in 2017 for activities with implementation in 2018 and excludes \$23 million acknowledged in 2018 for activities with implementation in 2019 and beyond.<sup>3</sup> Includes contributions earmarked at a situation overall level to Burundi situation, Central African Republic situation, the DRC situation, Mali situation, Nigeria situation, Somalia situation and South Sudan situation.