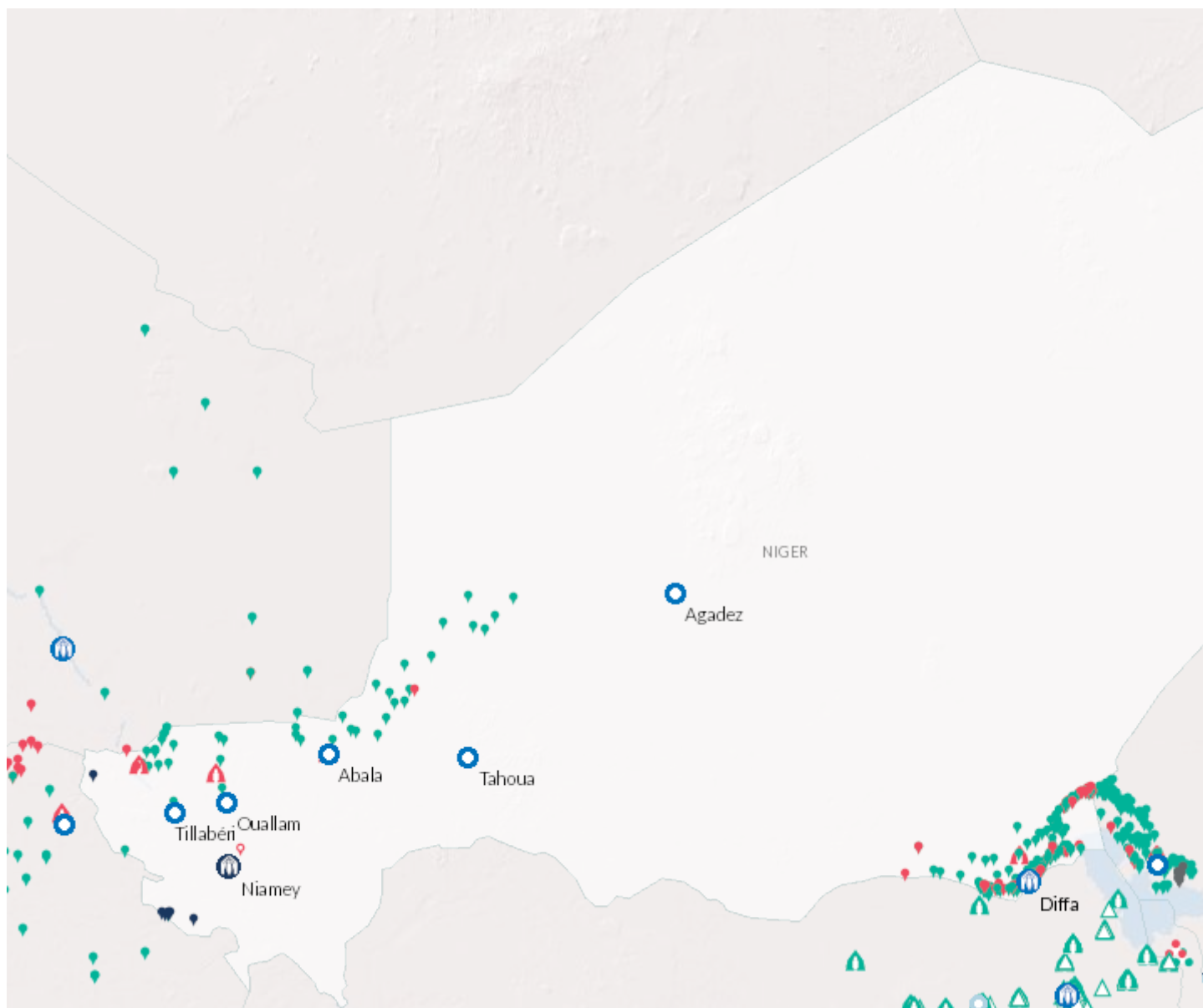


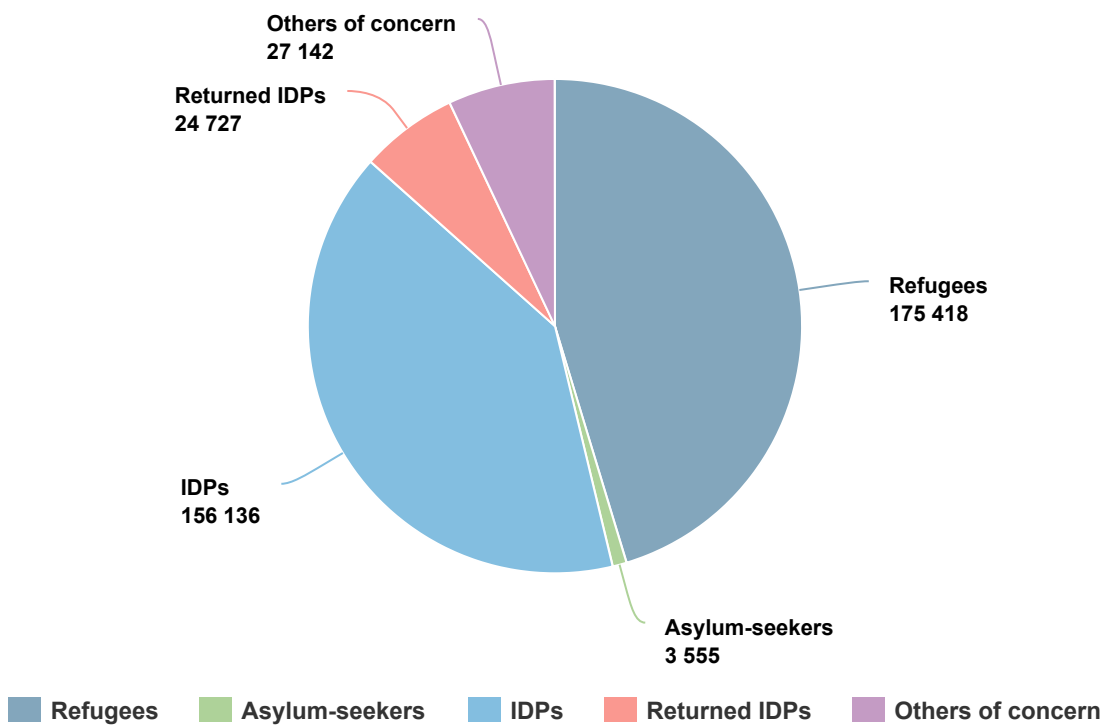
Operation: Niger



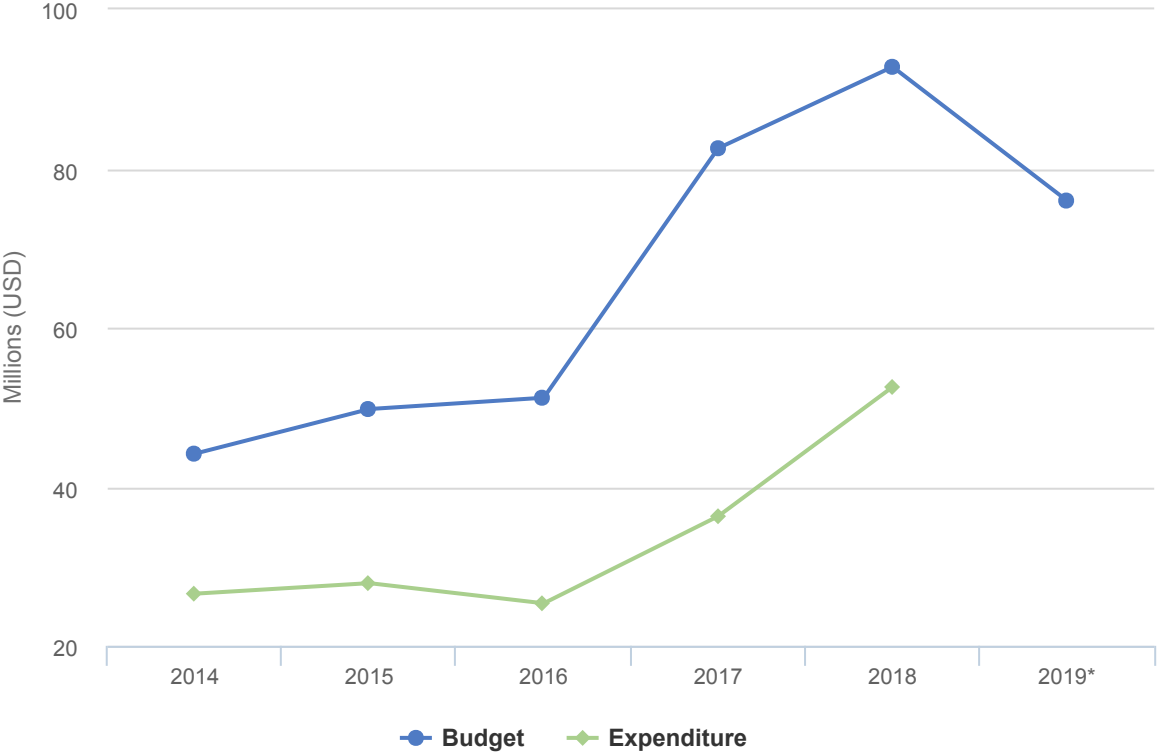
People of Concern

23% INCREASE IN
2018

2018	386,978
2017	315,723
2016	302,227



Budgets and Expenditure for Niger



Operational context

People of concern faced a volatile security situation in Niger that stems – in part – from the eruption of violence in Mali starting from 2012, and in Nigeria, with impact of the conflicts affecting Niger, and the socio-economic fabric of host communities. However, despite the sensitive security situation in the region, the Government of Niger maintained a favourable refugee protection environment in 2018, with a generous asylum policy.

Niger took a protective stance towards refugees in the context of mixed movements across the Sahara. A unique emergency evacuation transit mechanism (ETM) was established in partnership with UNHCR, providing for the evacuation of detained refugees in Libya to Niger. The main objective of the ETM is to ensure that people in need of international protection have access to asylum through effective refugee status determination procedures, assistance and durable solutions.

Since 2018, the increasing destabilization in southern Libya pushed back over 1,600 asylum-seekers to Niger, essentially in Agadez. These asylum seekers are mainly of Sudanese nationality. UNHCR continued to identify people of concern among mixed movements towards Libya in Agadez.

Furthermore, some 24,460 migrants of various nationalities were expelled from Algeria to Niger.

The Diffa region was marred by insecurity in the Lake Chad Basin, and the spill over effects of the conflict generated by Boko Haram. In 2018, regional authorities expressed plans to relocate all refugees from the villages along the border with Nigeria to the camp, due to increasing perceptions that refugees were being used by insurgents to infiltrate communities. Since 2013, the volatile situation in the region has also resulted in internal displacement.

Recurrent fighting between non-state armed groups, military forces and ethnic groups in northern Mali has spilled over to Burkina Faso and Niger. Armed groups' activities in north-western Niger led to the internal displacement of over 55,000 people in Tahoua and Tillaberi regions in 2018. The operational environment in this region is thus mixed, with IDPs and refugees living in the same communes, with often similar needs. Given the unpredictability of the context, UNHCR stressed the importance of integration and strengthening the humanitarian-development nexus.

Population trends

The number of people of concern in Niger stood at 362,250 at the end of 2018. This represents a 17% increase from the end of 2017.

At year-end, there were some 175,420 refugees in Niger, with some 118,870 refugees from Nigeria, 55,540 refugees from Mali and smaller numbers from various countries.

The number of IDPs increased from 129,020 at the beginning of the year to 156,140 at the end of the year. The IDPs were residing mostly in Diffa, Tahoua and Tillaberi regions.

Furthermore, some 25,730 returns to Niger were recorded. These are citizens of Niger who had settled in Nigeria, but were forced to return back home due to the Boko Haram insurgency.

Key achievements

- The Government's refugee status determination capacity was strengthened with UNHCR's support, particularly through, training, providing equipment and office building.
- As a protection priority, UNHCR promoted peaceful coexistence between people of concern and host communities, with no major incident reported in 2018.
- UNHCR continued an innovative urbanization program in areas hosting Nigerian and Malian refugees aiming at assisting their integration in local communities

Unmet needs

Due to funding constraints, the Operation was not able to fully complete the following envisaged activities:

- The systematic delivery of refugee cards based on biometric data.
- The construction and/or rehabilitation of irrigated perimeter for vegetable production in order to enhance production capacity of persons of concern and increase their self-reliance.
- Support the enrolment of 500 new refugee students in secondary and tertiary school.

2018 Expenditure for Niger | USD

The following table presents the final budget and funds available by pillar and the final expenditure at the objective-level, as reported at year-end.

	Pillar 1 Refugee programme	Pillar 2 Stateless programme	Pillar 4 IDP projects	Total
Final Budget	79,239,374	733,498	12,810,943	92,783,814
Income from contributions*	53,748,175	0	1,108,684	54,856,859
Other funds available / transfers	-1,271,853	263,623	4,033,528	3,025,298
Total funds available	52,476,321	263,623	5,142,212	57,882,156

Expenditure by Objective				
Favourable Protection Environment				
Law and policy	22,699	0	419	23,118
Administrative Institutions and Practice	982,674	0	167,361	1,150,035
Legal remedies and legal assistance	635,933	0	0	635,933
Access to territory	2,195	0	0	2,195
Public attitudes towards persons of concern	159,137	0	39,341	198,478
Subtotal	1,802,637	0	207,120	2,009,757
Fair Protection Processes and Documentation				
Reception conditions	9,047,577	0	0	9,047,577
Identification of statelessness	0	15,018	0	15,018
Registration and profiling	1,281,797	901	1,038,225	2,320,923
Status determination	1,611,449	0	0	1,611,449
Individual documentation	231,867	156,617	0	388,484
Civil status documentation	382,260	51,789	0	434,049
Subtotal	12,554,950	224,325	1,038,225	13,817,500
Security from Violence and Exploitation				
Protection from crime	56,766	0	0	56,766
Protection from effects of armed conflict	190,155	0	81,397	271,552
SGBV prevention and response	843,134	0	923,306	1,766,440
Non-arbitrary detention	56,705	0	0	56,705
Child protection	614,242	0	0	614,242
Subtotal	1,761,002	0	1,004,703	2,765,705
Basic Needs and Essential Services				
Health	5,629,059	0	0	5,629,059

	Pillar 1 Refugee programme	Pillar 2 Stateless programme	Pillar 4 IDP projects	Total
Reproductive health and HIV/ Aids response	929,382	0	0	929,382
Nutrition	201,576	0	0	201,576
Water	665,148	0	0	665,148
Sanitation and hygiene	246,977	0	0	246,977
Shelter and infrastructure	4,528,085	0	420,555	4,948,640
Energy	504,324	0	0	504,324
Basic and domestic and hygiene Items	735,166	0	0	735,166
Services for persons with specific needs	447,785	0	0	447,785
Education	1,163,594	401	33,208	1,197,203
Subtotal	15,051,096	401	453,763	15,505,259
Community Empowerment and Self Reliance				
Community mobilization	2,559,718	0	324,986	2,884,704
Co-existence with local communities	784,811	0	319,966	1,104,778
Natural resources and shared environment	512,755	0	0	512,755
Self-reliance and livelihoods	2,444,825	0	17,320	2,462,145
Subtotal	6,302,109	0	662,273	6,964,382
Durable Solutions				
Voluntary return	636,358	0	0	636,358
Integration	210,388	0	0	210,388
Resettlement	1,881,196	0	0	1,881,196
Subtotal	2,727,943	0	0	2,727,943
Leadership, Coordination and Partnerships				
Coordination and partnerships	434	0	0	434
Camp management and coordination	988,886	0	70,720	1,059,606
Donor relations	137,008	0	34,026	171,033
Subtotal	1,126,328	0	104,746	1,231,073
Logistics and Operations Support				
Supply chain and logistics	1,472,763	0	383,889	1,856,652
Operations management, coordination and support	4,980,540	36,571	643,983	5,661,094
Subtotal	6,453,302	36,571	1,027,872	7,517,746
2018 Expenditure Total	47,779,367	261,297	4,498,701	52,539,365

*Income from contributions includes indirect support costs that are recovered from contributions to Pillars 3 and 4, supplementary budgets and the "New or additional activities – mandate-related" (NAM) Reserve. Contributions towards all pillars are included under Pillar 1.

