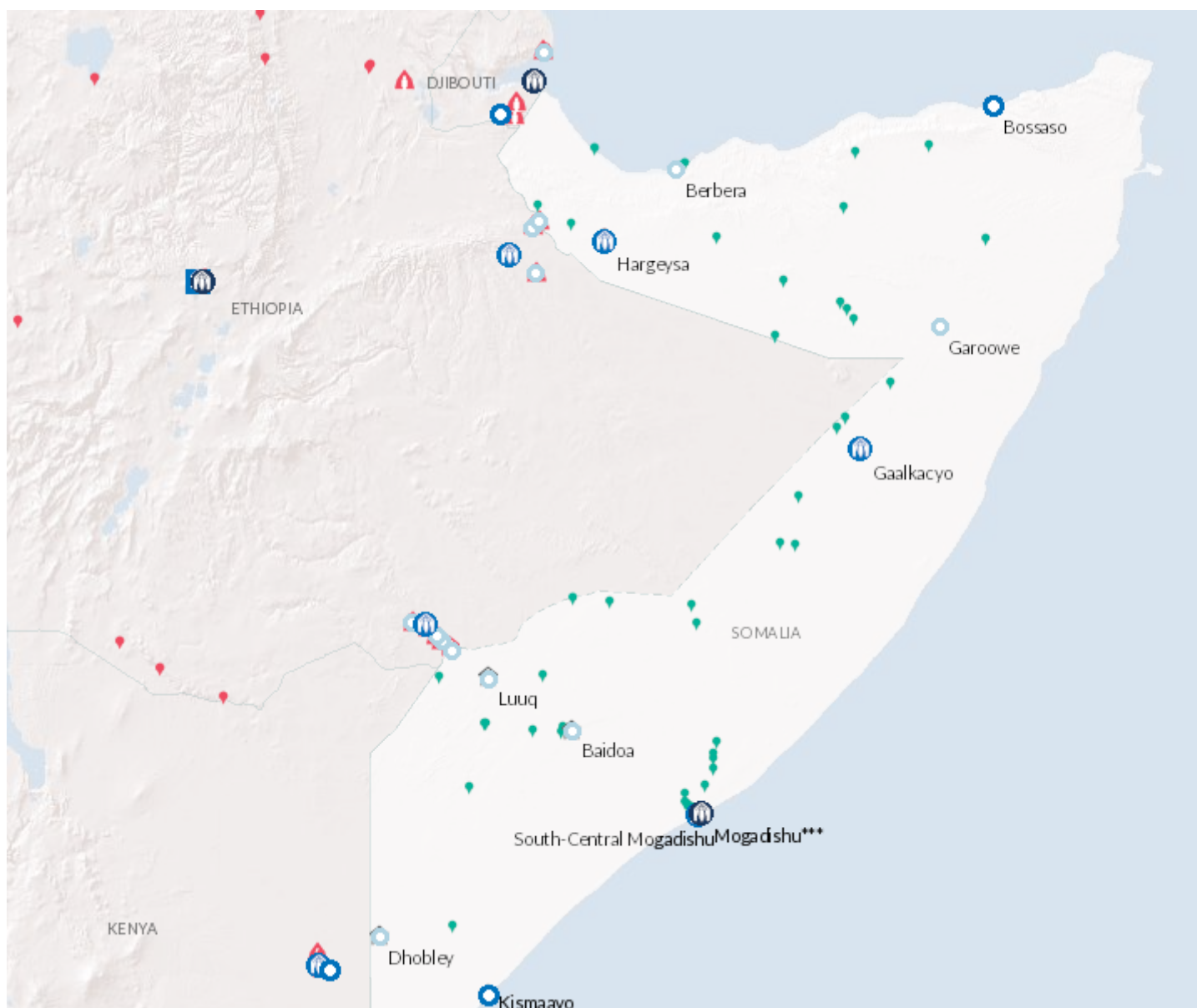


## Operation: Somalia



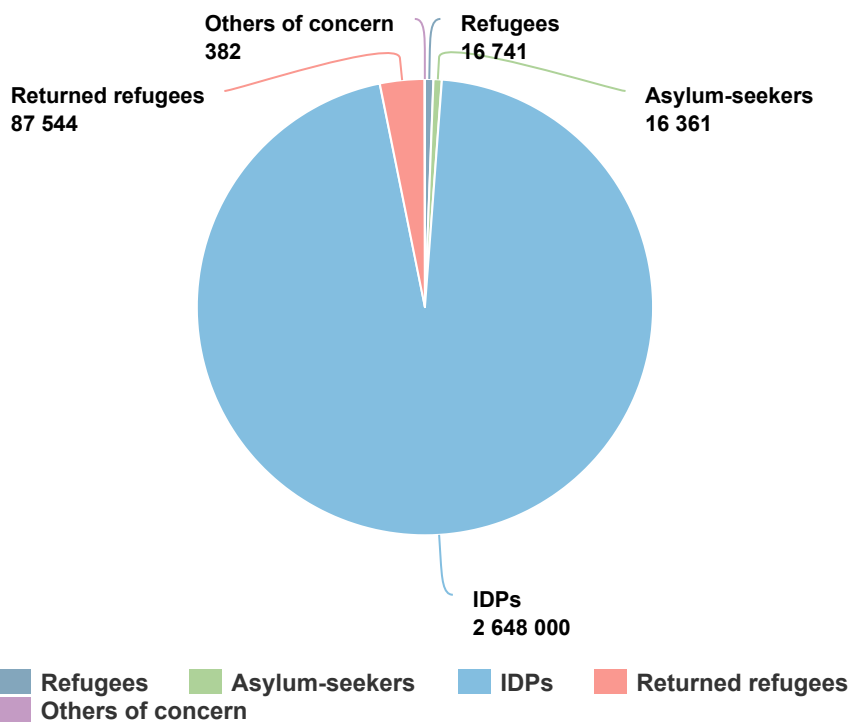
# People of Concern

INCREASE IN  
**27%** 2018

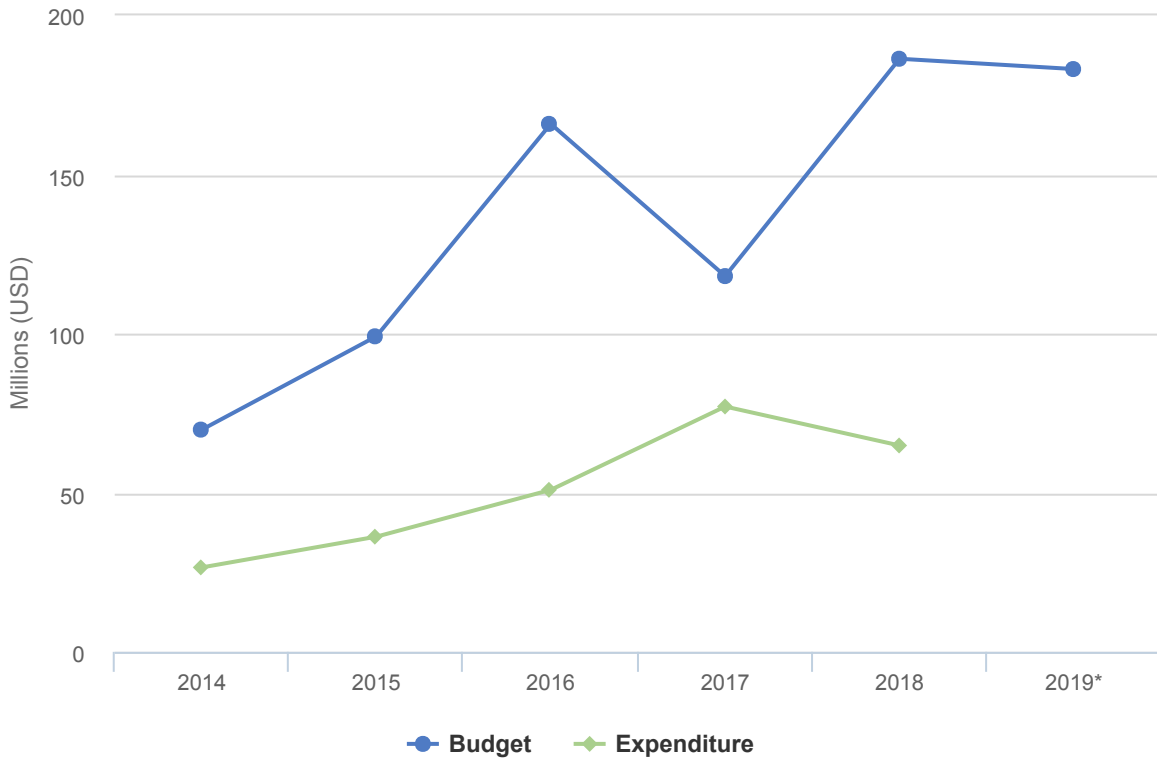
---

<b>2018</b>	2,769,028
<b>2017</b>	2,187,585
<b>2016</b>	1,623,185

---



# Budgets and Expenditure for Somalia



## Operational context

The protection and operational environment in Somalia remained complex and unpredictable due to ongoing instability, and related food insecurity, in many parts of the country. The political and social structure remained challenging while public infrastructure and services continued to be inadequate.

Despite the challenges on the ground, the “Somalia partnership forum” that took place in Brussels, in July, symbolised a milestone in the political progress for Somalia. The forum resulted in endorsed commitments by the Government of Somalia and neighbouring countries to strengthen cooperation; through joint investments, the establishment of diplomatic ties and the promotion of bilateral relations.

## Population trends

At the end of 2018, the number of registered refugees and asylum-seekers in Somalia stood at some 33,100– an increase of 10,000 from 2017. Refugees from Yemen represented the largest refugee population (approximately 74%), followed by Ethiopians (24%).

Some 10,800 refugees returned to Somalia in 2018; including some 7,500 returning from Kenya and 2,600 from Yemen. In total, close to 87,500 Somali refugees have received assistance to return home since 2014.

Somalia remained home to one of the world’s largest IDP’s populations, mostly due to conflict, fear of conflict or drought. The number of IDPs increased from 2.1 million at the end of 2017, to 2.65 million at the end of 2018. At least 1.1 million out of the total IDPs have remained in protracted situation, while the rest were displaced in recent years. Some 2.2 million IDPs live in settlements in urban and peri-urban areas.

## Key achievements

- Some 2,380 IDP survivors of SGBV were provided with medical and psychosocial assistance through referral mechanisms.
- 440 IDPs received multipurpose livelihood cash vouchers. Through a vulnerability assessment, priority was given to female heads of households, survivors of SGBV and vulnerable women at risk of livelihood-related SGBV.

## Unmet needs

- In 2018, only 32% of UNHCR’s Somalia budget was funded, resulting in a gap of \$75.8 million. This affected the Office’s ability to cover the basic needs and livelihoods of people of concern.
- Basic services and infrastructures remain almost inexistent in Somalia
- Due to funding constraints, access to tertiary education for refugee students graduating from secondary education remained challenging, undermining the investment efforts at lower levels of education.



# 2018 Expenditure for Somalia | USD

The following table presents the final budget and funds available by pillar and the final expenditure at the objective-level, as reported at year-end.

	Pillar 1 Refugee programme	Pillar 3 Reintegration projects	Pillar 4 IDP projects	Total
<b>Final Budget</b>	<b>79,066,491</b>	<b>58,449,546</b>	<b>48,868,238</b>	<b>186,384,275</b>
Income from contributions*	65,804,786	3,717,318	0	69,522,103
Other funds available / transfers	-26,413,696	16,624,383	10,928,415	1,139,101
<b>Total funds available</b>	<b>39,391,089</b>	<b>20,341,700</b>	<b>10,928,415</b>	<b>70,661,205</b>

<b>Expenditure by Objective</b>				
<b>Favourable Protection Environment</b>				
Law and policy	0	0	658,560	658,560
Legal remedies and legal assistance	397,702	0	0	397,702
Public attitudes towards persons of concern	95,462	0	0	95,462
<b>Subtotal</b>	<b>493,164</b>	<b>0</b>	<b>658,560</b>	<b>1,151,724</b>
<b>Fair Protection Processes and Documentation</b>				
Reception conditions	368,704	0	0	368,704
Registration and profiling	721,556	0	0	721,556
Status determination	178,264	0	0	178,264
<b>Subtotal</b>	<b>1,268,524</b>	<b>0</b>	<b>0</b>	<b>1,268,524</b>
<b>Security from Violence and Exploitation</b>				
Protection from effects of armed conflict	1,866,339	222,269	226,629	2,315,237
SGBV prevention and response	968,710	1,850,524	3,116,292	5,935,526
Child protection	90,635	0	0	90,635
<b>Subtotal</b>	<b>2,925,684</b>	<b>2,072,793</b>	<b>3,342,921</b>	<b>8,341,398</b>
<b>Basic Needs and Essential Services</b>				
Health	2,378,113	1,038,077	0	3,416,190
Water	0	1,349,585	0	1,349,585
Sanitation and hygiene	181,269	222,269	0	403,538
Shelter and infrastructure	1,172,220	1,481,860	463,259	3,117,338
Basic and domestic and hygiene Items	4,388,187	970,809	1,932,127	7,291,122
Services for persons with specific needs	2,115,219	668,699	0	2,783,918
Education	5,950,948	757,311	0	6,708,259

	Pillar 1 Refugee programme	Pillar 3 Reintegration projects	Pillar 4 IDP projects	Total
<b>Subtotal</b>	<b>16,185,955</b>	<b>6,488,610</b>	<b>2,395,386</b>	<b>25,069,951</b>
<b>Community Empowerment and Self Reliance</b>				
Community mobilization	331,729	0	15,579	347,308
Self-reliance and livelihoods	1,803,739	2,584,725	986,163	5,374,627
<b>Subtotal</b>	<b>2,135,468</b>	<b>2,584,725</b>	<b>1,001,742</b>	<b>5,721,935</b>
<b>Durable Solutions</b>				
Solutions strategy	3,312	0	0	3,312
Voluntary return	6,214,103	3,363,682	0	9,577,785
Reintegration	0	1,505,951	0	1,505,951
Integration	0	0	1,290,983	1,290,983
Resettlement	170,625	0	0	170,625
<b>Subtotal</b>	<b>6,388,040</b>	<b>4,869,634</b>	<b>1,290,983</b>	<b>12,548,656</b>
<b>Leadership, Coordination and Partnerships</b>				
Coordination and partnerships	1,727,497	1,961,285	968,282	4,657,064
Donor relations	0	222,269	0	222,269
<b>Subtotal</b>	<b>1,727,497</b>	<b>2,183,554</b>	<b>968,282</b>	<b>4,879,333</b>
<b>Logistics and Operations Support</b>				
Supply chain and logistics	424,623	286,351	0	710,974
Operations management, coordination and support	2,133,406	1,749,555	1,270,542	5,153,502
<b>Subtotal</b>	<b>2,558,029</b>	<b>2,035,906</b>	<b>1,270,542</b>	<b>5,864,476</b>
<b>2018 Expenditure Total</b>	<b>33,682,361</b>	<b>20,235,222</b>	<b>10,928,415</b>	<b>64,845,998</b>

*\*Income from contributions includes indirect support costs that are recovered from contributions to Pillars 3 and 4, supplementary budgets and the “New or additional activities – mandate-related” (NAM) Reserve. Contributions towards all pillars are included under Pillar 1.*