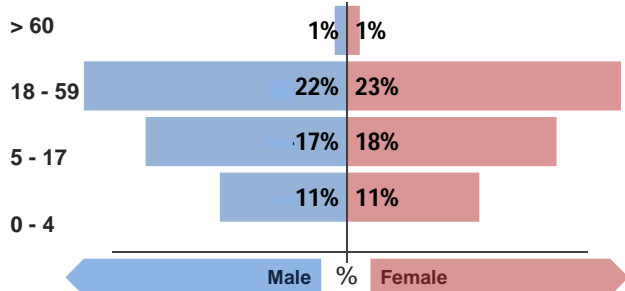


Refugee population

Total refugee population:

10,553

Demographic breakdown:



Key facts

Camp opened:
May 2014

Indicators at a glance

1 Health utilisation rate	5.0	X
2 Number of consultations per clinician per day	18	✓
3 Hospitalisation rate	10.6	^
4 Referral rate		?
6 Crude Mortality Rate (CMR) (/1000/month)	0.8	2
7 Under-five Mortality Rate (U5MR) (/1000/month)	3.6	2
8 Neonatal Mortality Rate (NNMR) (/1000 livebirths)	27.8	

Notes

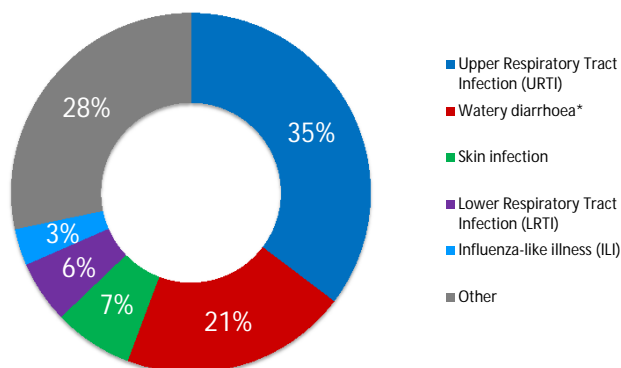
This public health profile for Azraq refugee camp is compiled from health facility data from the following partners:

- IMC Clinic

Data is collected using standardised Health Information System (HIS) data collection and reporting tools and aims to be as accurate as possible.

Morbidity

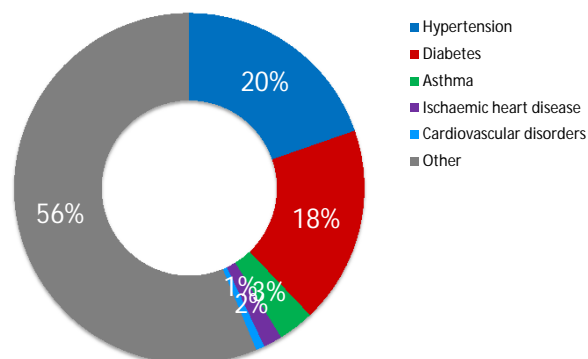
Acute health conditions (%)



Top 5 acute health conditions

	% morbidity	# of cases
1 Upper Respiratory Tract Infection (URTI)	35%	2,139
2 Watery diarrhoea*	20%	1,236
3 Skin infection	7%	431
4 Lower Respiratory Tract Infection (LRTI)	6%	200
5 Influenza-like illness (ILI)	3%	339
- Other	28%	2,774

Chronic health conditions (%)



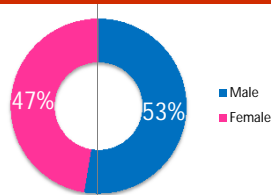
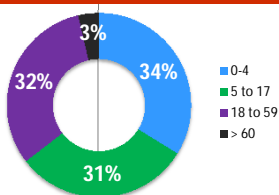
Top 5 chronic health conditions

	% morbidity	# of cases
1 Hypertension	20%	148
2 Diabetes	18%	137
3 Asthma	3%	25
4 Ischaemic heart disease	2%	13
5 Cardiovascular disorders	1%	6
- Other	56%	423

Breakdown of acute health conditions

by age

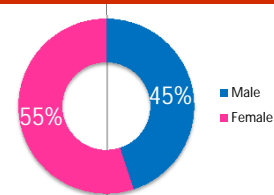
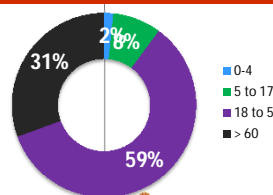
by gender



Breakdown of chronic health conditions

by age

by gender



UNHCR gratefully acknowledges the support of the following partners:



Public Health

Health Impact

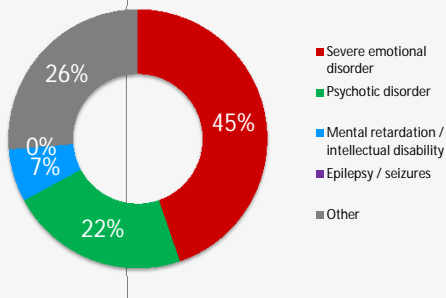
	Indicator	Standard	
Crude Mortality Rate (CMR) (/1000/month)	0.8	< 1.5	✓
Under-five Mortality Rate (U5MR) (/1000/month)	3.6	< 3.0	✗
Neonatal Mortality Rate (NNMR) (/1000 livebirths)	27.8	< 40	✓

Access and utilization

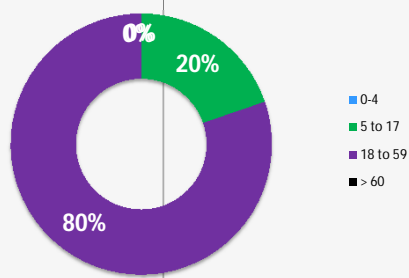
No. of health facilities	2	1 : 10553	1 : < 10,000	✗
Total number of consultations		6,939		
Health utilisation rate		5.0	1 - 4	✗
No. of consultations per trained clinician per day		18	< 50	✓

Breakdown of mental health conditions

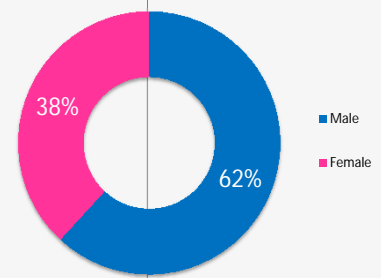
By cause



By age

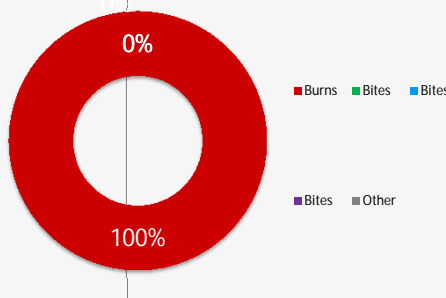


By gender

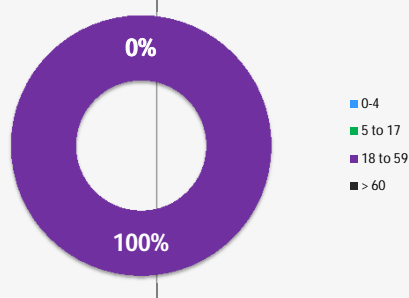


Breakdown of injuries

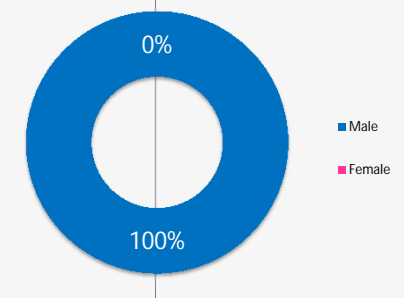
By cause



By age

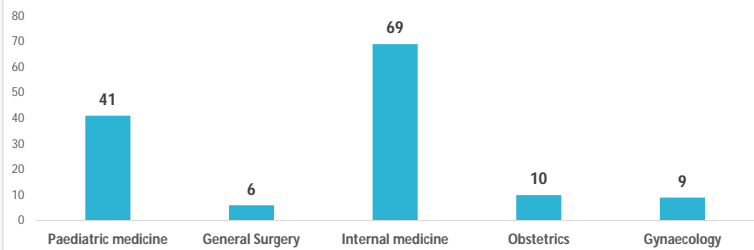


By gender



Referral

Referral by Services



View interactive maps and statistics online
<http://twine.unhcr.org>

Legend:

- Standard met
- Standard borderline
- Standard not met
- Interpret data with care
- Data missing

