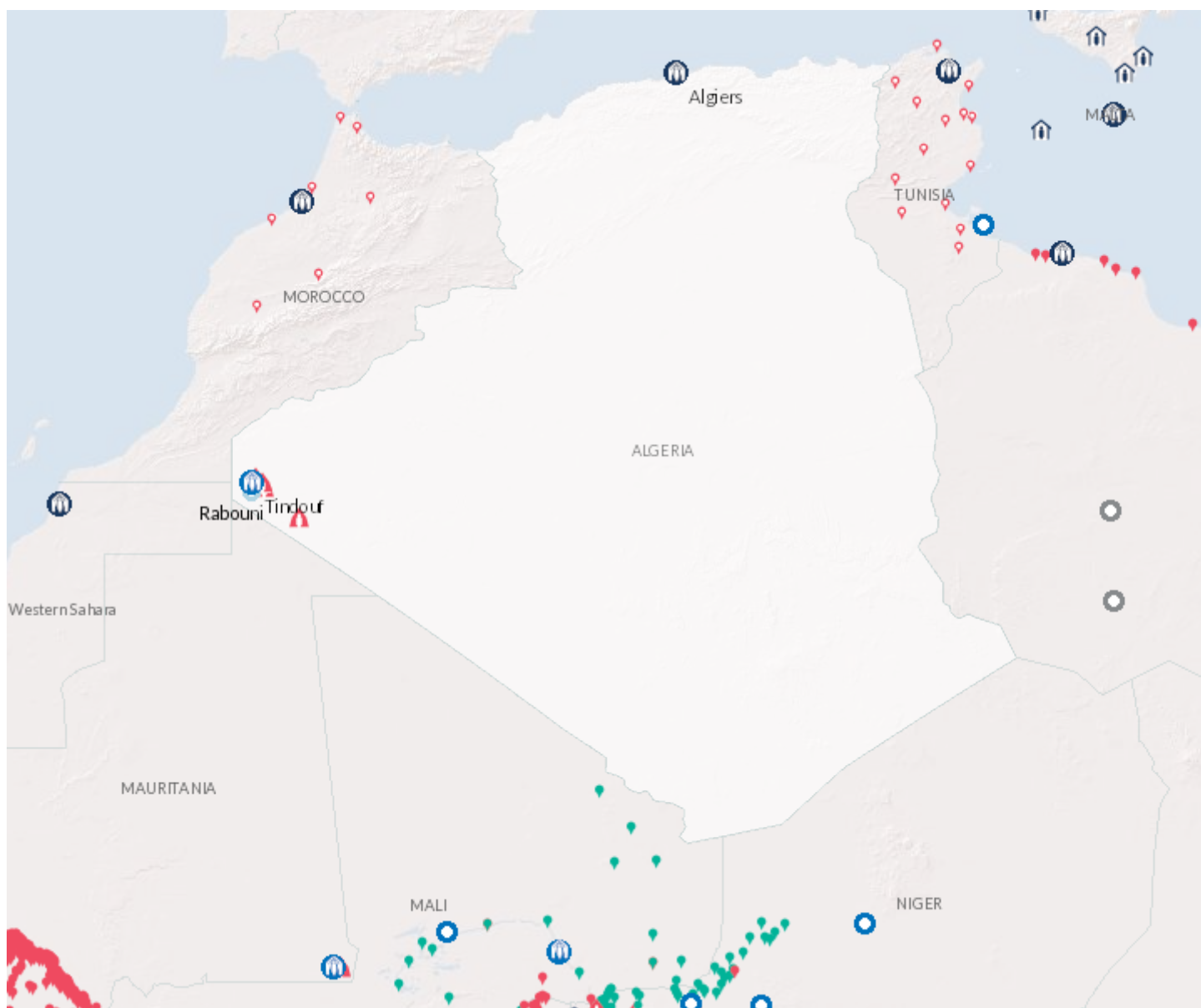


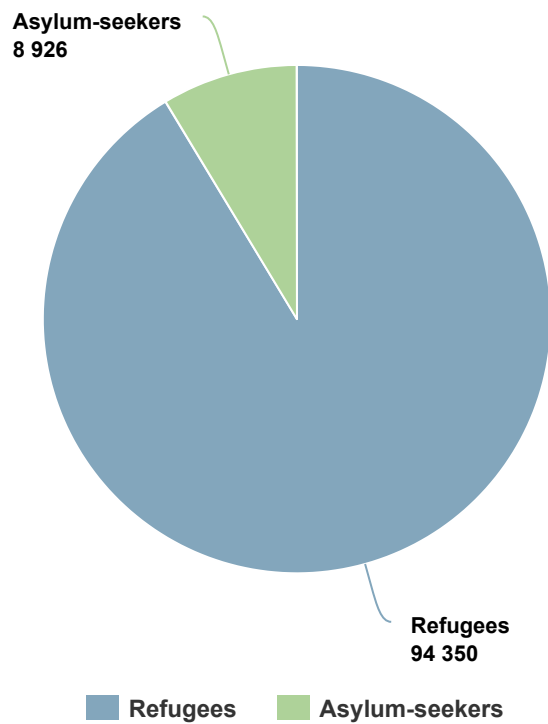
Operation: Algeria



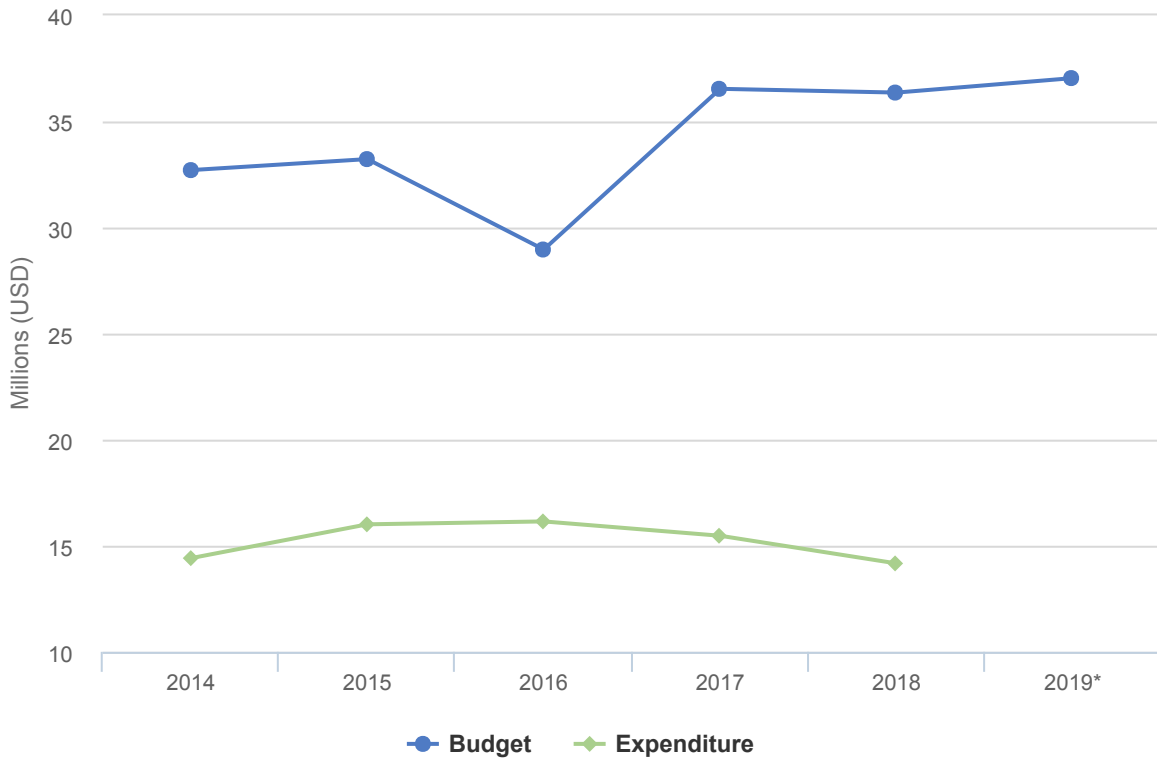
People of Concern

INCREASE IN
3% 2018

2018	103,276
2017	100,614
2016	99,949



Budgets and Expenditure for Algeria



Operational environment

In 2018, UNHCR continued its protection and assistance to refugees and asylum-seekers in Algeria, both in Algiers and in Tindouf, where the reduction of monthly food rations to Sahrawi refugees was particularly concerning. Advocacy for the adoption of a national asylum framework also continued. Arrest operations by Algerian authorities were reported throughout 2018, with 374 people of concern arrested and 139 deported to Mali and Nigeria, leading to an increasingly difficult protection environment.

Population trends

The number of refugees and asylum seekers increased slightly in 2018, with some 9,310 people of concern registered in Algiers, most originating from Syria, Guinea, Mali, and Côte D'Ivoire. The number of Yemeni nationals registering in Algeria also increased by nearly 60% from 2017. UNHCR continued to provide international protection, assistance, and services to Sahrawi refugees in five camps near Tindouf. Arrivals from Algeria to Spain also rose during the year, with migrants increasingly resorting to the Western Mediterranean route.

Key achievements

- Camp-based refugees in Tindouf saw greater access to self-employment and business development through enhanced livelihoods capabilities, raising employment among refugees – particularly women and youth – when compared to the previous year.
- Following the development of a multi-agency Humanitarian Appeal, the percentage of donor contributions rose from 22% in 2017 to 40% in 2018.
- A cross-regional Incident Prevention and Response Mechanism was put into place, which resulted in more systematized response and follow-up to expulsions from Algeria to Niger and Mali.

Unmet needs

- Although UNHCR engaged with local partners to provide people of concern with access to necessary academic and vocational training services, many people of concern continued to suffer due to lack of funding and resources. Particularly in Tindouf, approximately 65% of schoolbook requirements were not covered, and more than 60% of learning environments required structural improvement.
- While UNHCR constructed 120 water reservoirs for most vulnerable families in four of the five camps in Tindouf, the provision of water remained below half of the international standard of 20 litres/person/day.
- The health and lifesaving sectors remained critically underfunded for camp-based Sahrawi refugees, for example: 30% of essential drugs were not covered, 25% of laboratory and x-ray needs were not met, and 47 out of 88 medical staff did not receive financial incentives for their work.

2018 Expenditure for Algeria | USD

The following table presents the final budget and funds available by pillar and the final expenditure at the objective-level, as reported at year-end.

	Pillar 1 Refugee programme	Total
Final Budget	36,363,088	36,363,088
Income from contributions*	10,983,023	10,983,023
Other funds available / transfers	3,410,340	3,410,340
Total funds available	14,393,363	14,393,363
Expenditure by Objective		
Favourable Protection Environment		
International and regional instruments	176,765	176,765
Law and policy	193,872	193,872
Administrative Institutions and Practice	104,019	104,019
Legal remedies and legal assistance	316,479	316,479
Subtotal	791,134	791,134
Fair Protection Processes and Documentation		
Reception conditions	76,850	76,850
Registration and profiling	167,787	167,787
Status determination	281,212	281,212
Individual documentation	67,713	67,713
Civil status documentation	348,863	348,863
Subtotal	942,425	942,425
Security from Violence and Exploitation		
SGBV prevention and response	247,198	247,198
Non-arbitrary detention	97,358	97,358
Child protection	173,787	173,787
Subtotal	518,343	518,343
Basic Needs and Essential Services		
Health	871,401	871,401
Reproductive health and HIV/ Aids response	62,973	62,973
Nutrition	231,402	231,402
Food security	566,236	566,236
Water	1,440,866	1,440,866
Sanitation and hygiene	220,200	220,200
Shelter and infrastructure	574,774	574,774

	Pillar 1 Refugee programme	Total
Energy	654,134	654,134
Basic and domestic and hygiene Items	968,355	968,355
Services for persons with specific needs	395,011	395,011
Education	1,117,866	1,117,866
Subtotal	7,103,217	7,103,217
Community Empowerment and Self Reliance		
Community mobilization	116,676	116,676
Self-reliance and livelihoods	1,169,192	1,169,192
Subtotal	1,285,869	1,285,869
Durable Solutions		
Voluntary return	86,893	86,893
Resettlement	187,772	187,772
Subtotal	274,666	274,666
Leadership, Coordination and Partnerships		
Coordination and partnerships	51,144	51,144
Donor relations	156,851	156,851
Subtotal	207,996	207,996
Logistics and Operations Support		
Supply chain and logistics	1,156,583	1,156,583
Operations management, coordination and support	1,887,288	1,887,288
Subtotal	3,043,871	3,043,871
2018 Expenditure Total	14,167,520	14,167,520

**Income from contributions includes indirect support costs that are recovered from contributions to Pillars 3 and 4, supplementary budgets and the “New or additional activities – mandate-related” (NAM) Reserve. Contributions towards all pillars are included under Pillar 1.*