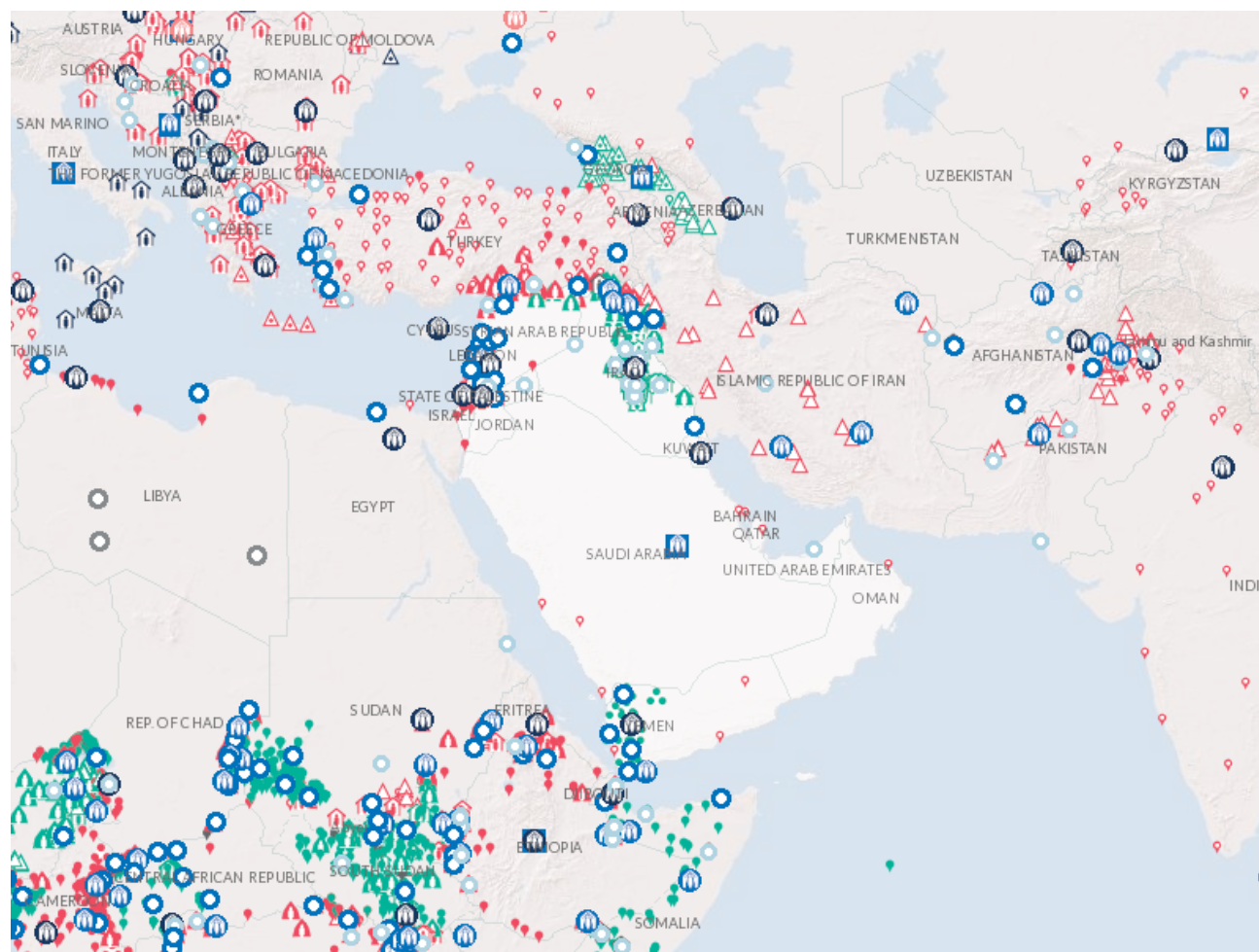
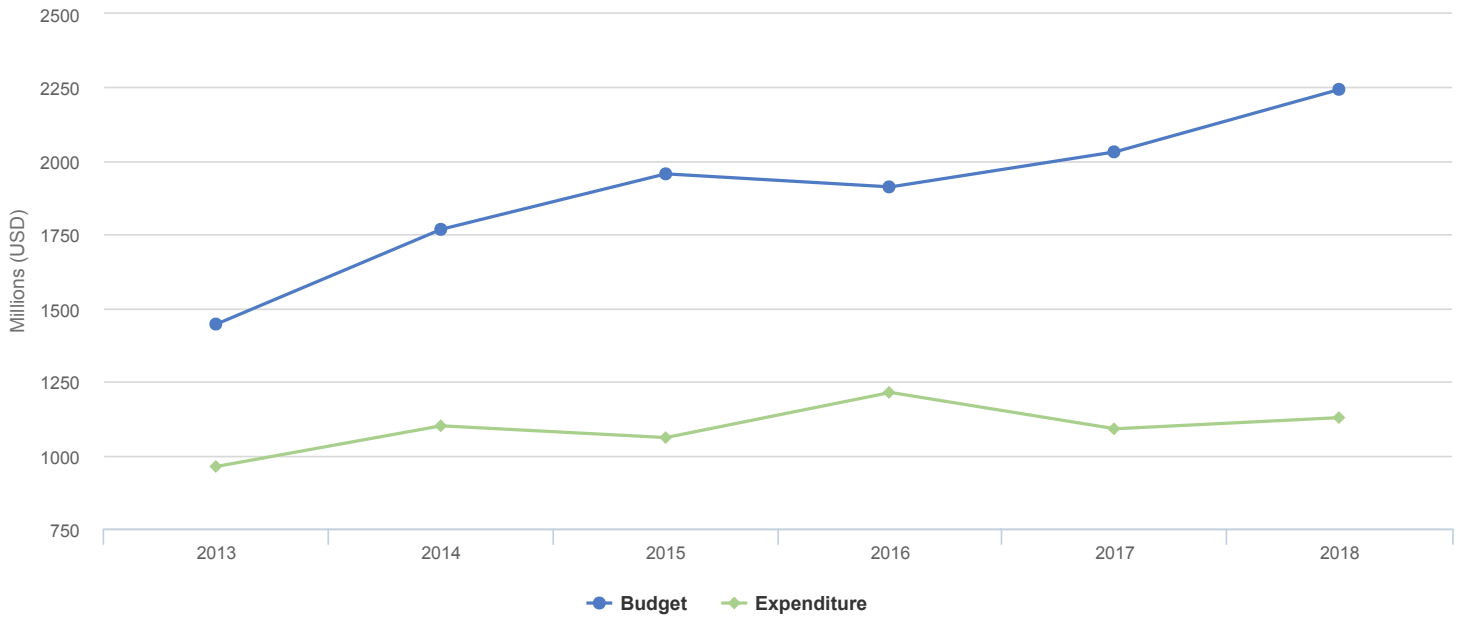


## Subregion: Middle East

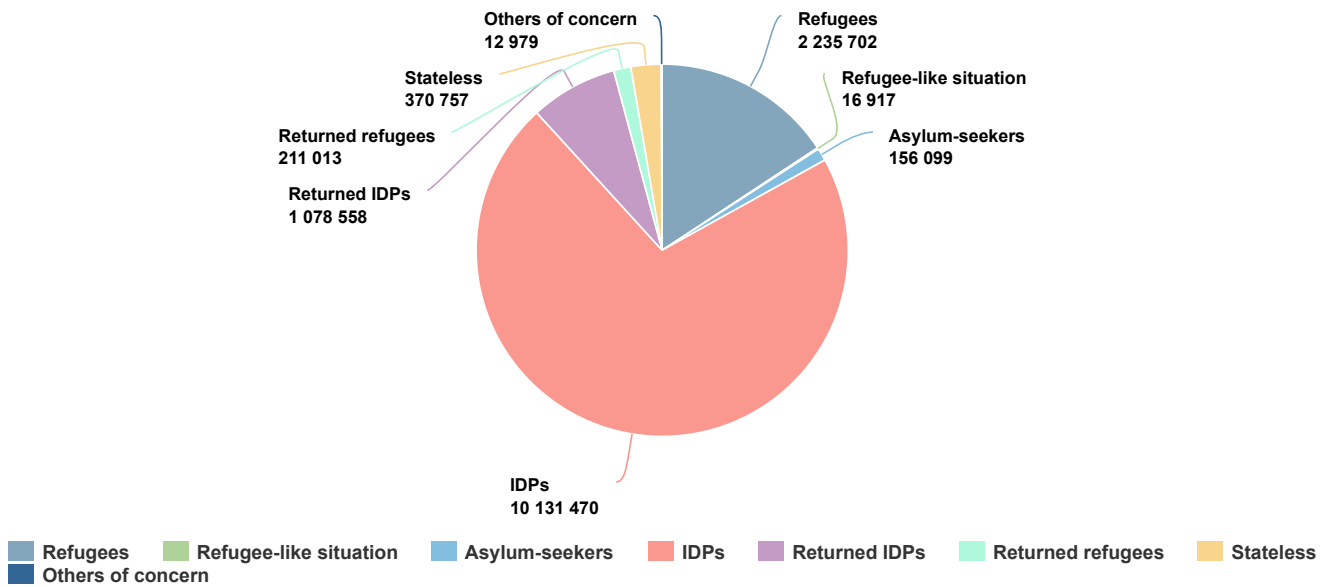
| Bahrain | Iraq | Israel | Jordan | Kuwait | Lebanon | Omar | Qatar | Saudi Arabia | Syrian Arab Republic | United Arab Emirates | Yemen |



## Budgets and Expenditure in Subregion Middle East



## People of Concern - 2018



## Response in 2018

The Middle East sub-region continued to be characterized by multiple armed conflicts. In 2018, 10.5 million people were internally displaced from conflicts in Iraq, the Syrian Arab Republic (Syria) and Yemen; three of the largest humanitarian and displacement crises in the world. In addition, 7.2 million refugees and asylum-seekers were displaced in countries across the region and further abroad.

In **Iraq**, rays of hope for stabilization became more visible in 2018 as the Government continued to consolidate control over areas formerly held by terrorist groups. Despite such positive developments, the protection environment for civilians remained precarious due to continuing insecurity and extensive destruction caused by years of conflict. While efforts are underway for rehabilitation and reconstruction for Iraq, it has not been a smooth or fast-moving process. Despite 4.1 million IDPs returning home by the end of the year, some 1.8 million people remained internally displaced. Continued secondary displacement of returnees was prevalent given the high level of destruction and lack of access to services in many parts of the country. Protection challenges also remained, which could result in further displacement, inter-communal violence and sexual and gender-based violence (SGBV). Meanwhile, there were some 277,830 Iraqi refugees and asylum-seekers in neighbouring countries (Turkey, Syria, Jordan, Lebanon, and Egypt) at year end.

By the end of the year, some 6.2 million **Syrians** remained internally displaced and over 5.6 million refugees hosted in Iraq, Jordan, Lebanon, Turkey, and across North Africa. The situation inside Syria remained complex throughout 2018. Relative stability emerged in a number of areas, such as southern Syria, following the end of large-scale military operations. Against this backdrop, some 1.4 million internally displaced people to return to their area of origin in 2018 and some 210,950 refugees returned to Syria. Conversely, the security situation in other areas remained challenging, with large-scale internal displacement being reported throughout 2018, including in Idlib. Across the country, access to basic services and socio-economic opportunities remained challenging, particularly in areas recovering from the impact of fighting. According to intention survey results, the majority want to return to Syria. However, concerns of safety and security, limited access to services, livelihoods opportunities and access to shelter among the main factors impacting decision-making.

Despite security and operational challenges, UNHCR and partners reached approximately 2.3 million people inside Syria with protection services, over 2 million people with core relief items and close to 457,000 people with emergency, long-term or permanent shelter support, including through cross-border interventions from Jordan and Turkey.

UNHCR's refugee response in Middle East was designed in accordance with the Grand Bargain commitments and the principle of burden- and responsibility-sharing, which is at the core of the Comprehensive Refugee Response Framework (CRRF). UNHCR and UNDP continued to lead the Regional Refugee and Resilience Plan in response to the Syria crisis (3RP), which is built around government-led national plans, cost-effective and innovative programming, and carried through a coalition of over 270 partners. In 2018, 3RP partners, in support of national efforts, reached over three million Syrian refugees and members of the host community with health and nutrition services, enrolled more than 1.2 million children in education, provided 2.6 million people with basic needs assistance, assisted more than 2.7 million people with food, and provided over 600,000 children with child protection and psycho-social support programmes.

In **Yemen**, some 22.2 million people – over three quarters of the country's population – remained in need of humanitarian assistance, including 11.3 million people in acute need of urgent assistance. Fighting continued during 2018, escalating dramatically in late-May when frontlines in Al-Hudaydah began to advance towards the city's edge. The blockade on importation of critical goods placed further strain on humanitarian response capacity. With clashes recorded across multiple governorates in 2018, a long-awaited ceasefire agreement concluded in December has yet to have the desired impact. While conflict continued to force people to flee their homes in 2018, an unexpected number of people attempted hazardous returns to their areas of origin.

## Operations in Middle East in 2018

In the Gulf Cooperation Council (GCC) member countries (Bahrain, Kuwait, Oman, Qatar, Saudi Arabia and the United Arab Emirates), UNHCR continued its advocacy and resource mobilization activities throughout 2018. The operating environment was challenged by currency fluctuations and regional political instability, due to the on-going conflict in Yemen.

Saudi Arabia and the United Arab Emirates saw significant increases in the number of asylum-seekers in 2018, rising from approximately 100 to over 2,000 in Saudi Arabia and from 2,500 to 6,500 in the United Arab Emirates, with Syria and Iraq the largest countries of origin, respectively. In 2018, Qatar enacted a political asylum law following its accession to the International Covenant on Economic, Social and Cultural Rights (ICESCR) and International Covenant on Civil and Political Rights (ICCPR).

The League of Arab States (LAS)'s development and adoption of the "Arab declaration on belonging and legal identity" was achieved following years of advocacy by UNHCR and partners to reduce the percentage of undocumented children across the region, and represents a significant commitment for the region towards addressing statelessness. The Declaration calls for all children to be able to enjoy their right to a legal identity, and reaffirmed the shared commitment of LAS Member States to promote gender equality in their nationality laws.



## 2018 Voluntary Contributions to Middle East | USD

Earmarking / Donor	Pillar 1 Refugee programme	Pillar 3 Reintegration projects	Pillar 4 IDP projects	All pillars	Total
<b>Middle East overall</b>					
Holy See	5,000	0	0	0	5,000
Private donors in Brazil	76,947	0	0	0	76,947
Private donors in Canada	0	0	0	7,770	7,770
Private donors in Egypt	0	0	0	304	304
Private donors in Kuwait	33,333	0	0	8,826	42,160
Private donors in Lebanon	48	0	0	36,416	36,464
Private donors in Oman	48	0	0	1,164	1,212
Private donors in Saudi Arabia	0	0	0	1,153	1,153
Private donors in Switzerland	0	0	0	311,610	311,610
Private donors in the United Arab Emirates	0	0	0	49,513	49,513
Russian Federation	300,000	0	0	0	300,000
Slovenia	0	0	0	47,790	47,790
United States of America	0	0	0	4,300,000	4,300,000
<b>Middle East overall subtotal</b>	<b>415,377</b>	<b>0</b>	<b>0</b>	<b>4,764,546</b>	<b>5,179,923</b>
<b>Iraq</b>					
Belgium	1,165,501	0	284,414	0	1,449,915
Canada	0	0	0	3,396,226	3,396,226
China	1,164,667	0	0	0	1,164,667
European Union	97,307	0	0	0	97,307
Finland	0	0	0	1,851,852	1,851,852
France	987,224	0	250,000	0	1,237,224
Germany	13,636,364	0	20,255,682	0	33,892,045
Japan	4,000,088	0	15,000,000	0	19,000,088
Kuwait	7,390,000	0	0	50,000	7,440,000
Liechtenstein	0	0	101,523	0	101,523
Luxembourg	0	0	0	523,013	523,013
Private donors in Brazil	0	0	3,159	0	3,159
Private donors in Italy	0	0	907	0	907
Private donors in Qatar	0	0	2,100,303	0	2,100,303
Private donors in Sweden	0	0	0	50,225	50,225
Private donors in Switzerland	0	0	0	11,452	11,452
Qatar	0	0	3,000,000	3,000,000	6,000,000
Republic of Korea	0	0	0	1,200,000	1,200,000
Spain	0	0	370,372	0	370,372

Earmarking / Donor	Pillar 1 Refugee programme	Pillar 3 Reintegration projects	Pillar 4 IDP projects	All pillars	Total
Sweden	0	0	0	1,776,650	1,776,650
Switzerland	0	0	1,016,260	0	1,016,260
United Kingdom of Great Britain and Northern Ireland	269,376	0	0	0	269,376
United States of America	26,000,000	0	0	102,800,000	128,800,000
<b><i>Iraq subtotal</i></b>	<b>54,710,526</b>	<b>0</b>	<b>42,382,620</b>	<b>114,659,418</b>	<b>211,752,564</b>
<b>Israel</b>					
UNAIDS	0	0	0	50,000	50,000
<b><i>Israel subtotal</i></b>	<b>0</b>	<b>0</b>	<b>0</b>	<b>50,000</b>	<b>50,000</b>
<b>Jordan</b>					
Australia	3,776,435	0	0	0	3,776,435
Austria	184,049	0	0	0	184,049
Belgium	1,592,122	0	0	0	1,592,122
Canada	10,566,038	0	0	0	10,566,038
Cyprus	11,377	0	0	0	11,377
Czech Republic	1,895,735	0	0	0	1,895,735
Denmark	350,663	0	0	0	350,663
Estonia	41,816	0	0	0	41,816
European Union	13,699,967	0	0	0	13,699,967
France	1,897,944	0	0	0	1,897,944
Germany	52,059,659	0	0	0	52,059,659
Ireland	857,143	0	0	0	857,143
Italy	1,990,489	0	0	0	1,990,489
Japan	4,700,000	0	0	0	4,700,000
Netherlands	5,780,346	0	0	0	5,780,346
Norway	5,952,776	0	0	0	5,952,776
Private donors in Australia	316,598	0	0	0	316,598
Private donors in Canada	46,548	0	0	0	46,548
Private donors in China	637	0	0	0	637
Private donors in Egypt	4,625	0	0	0	4,625
Private donors in Germany	0	0	0	22,753	22,753
Private donors in Italy	59,012	0	0	0	59,012
Private donors in Kuwait	22,678	0	0	0	22,678
Private donors in Lebanon	225,371	0	0	35,066	260,437
Private donors in Oman	13,218	0	0	3,815	17,033
Private donors in Qatar	5,000,448	0	0	0	5,000,448

Earmarking / Donor	Pillar 1 Refugee programme	Pillar 3 Reintegration projects	Pillar 4 IDP projects	All pillars	Total
Private donors in Saudi Arabia	15,727	0	0	8,796	24,523
Private donors in Spain	12,270	0	0	0	12,270
Private donors in Switzerland	376,820	0	0	0	376,820
Private donors in the Netherlands	2,734,500	0	0	0	2,734,500
Private donors in the United Arab Emirates	478,810	0	0	0	478,810
Private donors in the United Kingdom of Great Britain and Northern Ireland	6,684	0	0	0	6,684
Private donors in the United States of America	1,230,050	0	0	0	1,230,050
Saudi Arabia	90,694	0	0	0	90,694
Spain	41,411	0	0	0	41,411
Switzerland	0	0	0	1,016,260	1,016,260
United Kingdom of Great Britain and Northern Ireland	423,720	0	0	0	423,720
United States of America	80,456,175	0	0	3,000,000	83,456,175
<b>Jordan subtotal</b>	<b>196,912,555</b>	<b>0</b>	<b>0</b>	<b>4,086,690</b>	<b>200,999,245</b>
<b>Lebanon</b>					
Australia	4,526,600	0	0	0	4,526,600
Belgium	1,592,122	0	0	0	1,592,122
Canada	13,584,906	0	0	0	13,584,906
Cyprus	22,753	0	0	0	22,753
Estonia	47,790	0	0	0	47,790
European Union	22,467,198	0	0	0	22,467,198
France	2,822,880	0	0	0	2,822,880
Germany	53,053,977	0	0	0	53,053,977
Italy	3,726,708	0	0	0	3,726,708
Japan	2,500,000	0	0	0	2,500,000
Monaco	118,483	0	0	0	118,483
Netherlands	6,431,277	0	0	0	6,431,277
Norway	10,143,773	0	0	0	10,143,773
Private donors in China	6,372	0	0	0	6,372
Private donors in Egypt	2,577	0	0	844	3,421
Private donors in Germany	117,925	0	0	0	117,925
Private donors in Indonesia	400,000	0	0	0	400,000
Private donors in Italy	175,153	0	0	70	175,223
Private donors in Kuwait	547,759	0	0	14,996	562,755
Private donors in Lebanon	194,632	0	0	0	194,632
Private donors in Oman	2,630	0	0	1,806	4,436

Earmarking / Donor	Pillar 1 Refugee programme	Pillar 3 Reintegration projects	Pillar 4 IDP projects	All pillars	Total
Private donors in Qatar	5,004,648	0	0	0	5,004,648
Private donors in Saudi Arabia	17,823	0	0	18,569	36,391
Private donors in Singapore	3,750	0	0	0	3,750
Private donors in Spain	3,472	0	0	0	3,472
Private donors in Switzerland	956,390	0	0	1,506	957,896
Private donors in the United Arab Emirates	59,636	0	0	10,093	69,729
Private donors in the United States of America	67,900	0	0	14,641	82,541
Republic of Korea	1,000,000	0	0	0	1,000,000
Saudi Arabia	3,604,516	0	0	0	3,604,516
Slovakia	0	0	0	113,766	113,766
Spain	2,862,218	0	0	0	2,862,218
Switzerland	1,648,260	0	0	0	1,648,260
United Kingdom of Great Britain and Northern Ireland	1,804,020	0	0	0	1,804,020
United States of America	138,185,600	0	0	2,600,000	140,785,600
<b>Lebanon subtotal</b>	<b>277,703,748</b>	<b>0</b>	<b>0</b>	<b>2,776,290</b>	<b>280,480,038</b>
<b>Regional activities</b>					
Italy	118,230	0	0	0	118,230
<b>Regional activities subtotal</b>	<b>118,230</b>	<b>0</b>	<b>0</b>	<b>0</b>	<b>118,230</b>
<b>Saudi Arabia Regional Office</b>					
Kuwait	0	0	0	39,490	39,490
<b>Saudi Arabia Regional Office subtotal</b>	<b>0</b>	<b>0</b>	<b>0</b>	<b>39,490</b>	<b>39,490</b>
<b>Syrian Arab Republic</b>					
Belgium	1,165,501	0	0	0	1,165,501
Bulgaria	0	0	92,025	0	92,025
Canada	0	0	7,473,842	0	7,473,842
Common Humanitarian Fund Sudan	0	0	6,525,592	0	6,525,592
European Union	0	0	4,705,128	0	4,705,128
Finland	0	0	1,234,568	0	1,234,568
France	0	0	0	580,720	580,720
Germany	0	0	0	24,864,592	24,864,592
Italy	0	0	478,150	0	478,150
Japan	0	0	4,341,869	1,040,000	5,381,869
Lithuania	0	0	0	47,574	47,574
Norway	0	0	6,376,738	5,120,877	11,497,614



Earmarking / Donor	Pillar 1 Refugee programme	Pillar 3 Reintegration projects	Pillar 4 IDP projects	All pillars	Total
OPEC Fund for International Development	0	500,000	0	0	500,000
Private donors in Austria	0	0	0	1,394	1,394
Private donors in Germany	0	0	0	144,718	144,718
Private donors in Italy	0	0	0	12,077	12,077
Private donors in Qatar	0	0	1,302,907	0	1,302,907
Private donors in Switzerland	0	0	756	0	756
Private donors in the Netherlands	0	0	1,179,655	0	1,179,655
Private donors in the United Arab Emirates	0	0	120,375	102,230	222,605
Private donors in the United Kingdom of Great Britain and Northern Ireland	0	0	7,052	0	7,052
Private donors in the United States of America	0	0	0	1,000,000	1,000,000
Republic of Korea	0	0	0	1,000,000	1,000,000
Russian Federation	0	0	500,000	0	500,000
Saudi Arabia	0	0	5,000,000	0	5,000,000
Spain	0	0	81,871	0	81,871
Sweden	0	0	3,172,589	0	3,172,589
Switzerland	0	0	1,016,260	0	1,016,260
UNICEF	0	0	96,862	0	96,862
United States of America	6,200,000	0	72,800,000	32,300,000	111,300,000
<b>Syrian Arab Republic subtotal</b>	<b>7,365,501</b>	<b>500,000</b>	<b>116,506,238</b>	<b>66,214,181</b>	<b>190,585,921</b>
<b>Syrian Regional Refugee Coordination Office</b>					
Common Humanitarian Fund Sudan	0	0	3,701,874	0	3,701,874
European Union	0	0	1,122,378	0	1,122,378
Germany	0	0	0	2,124,044	2,124,044
Japan	0	0	1,598,131	0	1,598,131
United Kingdom of Great Britain and Northern Ireland	160,500	0	0	0	160,500
United States of America	0	0	1,500,000	5,000,000	6,500,000
<b>Syrian Regional Refugee Coordination Office subtotal</b>	<b>160,500</b>	<b>0</b>	<b>7,922,383</b>	<b>7,124,044</b>	<b>15,206,927</b>
<b>United Arab Emirates</b>					
United Arab Emirates	0	0	0	100,000	100,000
<b>United Arab Emirates subtotal</b>	<b>0</b>	<b>0</b>	<b>0</b>	<b>100,000</b>	<b>100,000</b>
<b>Yemen</b>					
Canada	0	0	0	1,178,319	1,178,319
Central Emergency Response Fund (CERF)	0	0	5,970,599	0	5,970,599

Earmarking / Donor	Pillar 1 Refugee programme	Pillar 3 Reintegration projects	Pillar 4 IDP projects	All pillars	Total
Common Humanitarian Fund Sudan	2,403,501	0	4,345,505	0	6,749,007
European Union	0	0	3,496,503	0	3,496,503
Finland	0	0	0	1,234,568	1,234,568
France	0	0	0	1,296,864	1,296,864
Japan	1,972,295	0	4,527,705	0	6,500,000
Kuwait	0	0	7,000,000	0	7,000,000
Private donors in Germany	0	0	0	549,916	549,916
Private donors in Lebanon	0	0	0	1,483	1,483
Private donors in Oman	0	0	0	300	300
Private donors in Qatar	0	0	0	543,949	543,949
Private donors in Saudi Arabia	0	0	0	465	465
Private donors in Singapore	0	0	15,671	0	15,671
Private donors in the United Arab Emirates	0	0	0	746	746
Private donors in the United States of America	0	0	600,010	171,405	771,415
Republic of Korea	250,000	0	0	0	250,000
Saudi Arabia	7,425,000	0	27,992,119	0	35,417,119
Slovakia	0	0	236,967	0	236,967
Sweden	0	0	0	2,538,071	2,538,071
Switzerland	0	0	0	1,016,260	1,016,260
United Arab Emirates	7,425,000	0	23,336,120	0	30,761,120
United Kingdom of Great Britain and Northern Ireland	2,677,877	0	4,669,493	0	7,347,370
United States of America	0	0	0	13,900,000	13,900,000
<b>Yemen subtotal</b>	<b>22,153,673</b>	<b>0</b>	<b>82,190,692</b>	<b>22,432,345</b>	<b>126,776,711</b>
<b>Total</b>	<b>559,540,110</b>	<b>500,000</b>	<b>249,001,933</b>	<b>222,247,005</b>	<b>1,031,289,048</b>

Note: