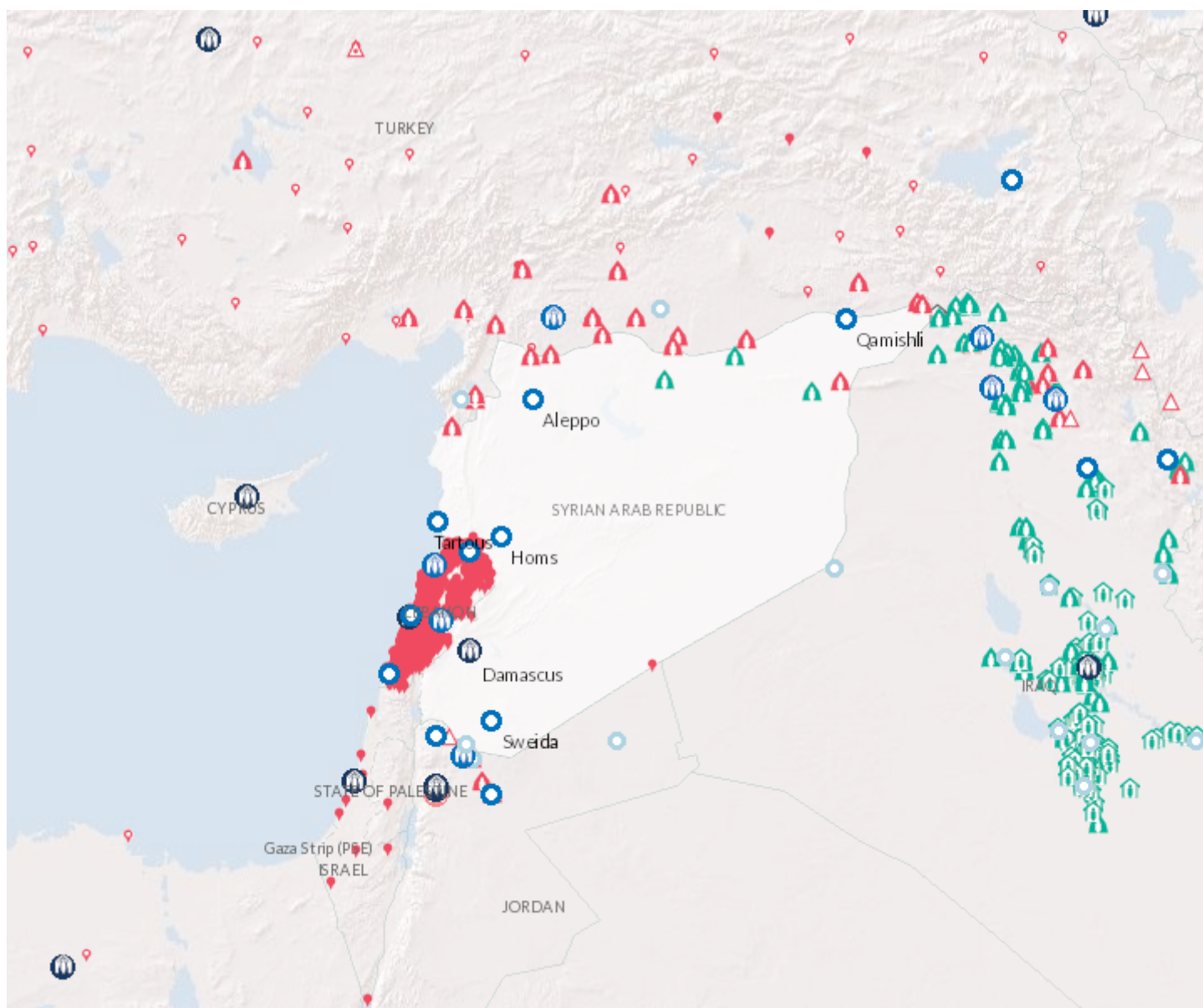


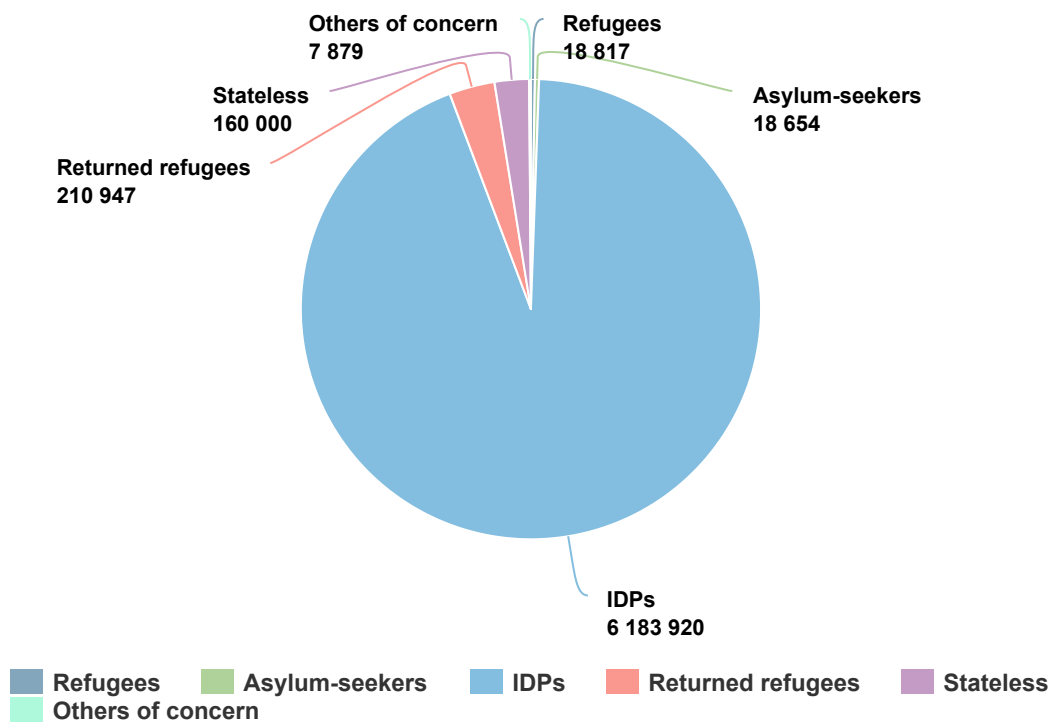
Operation: Syrian Arab Republic



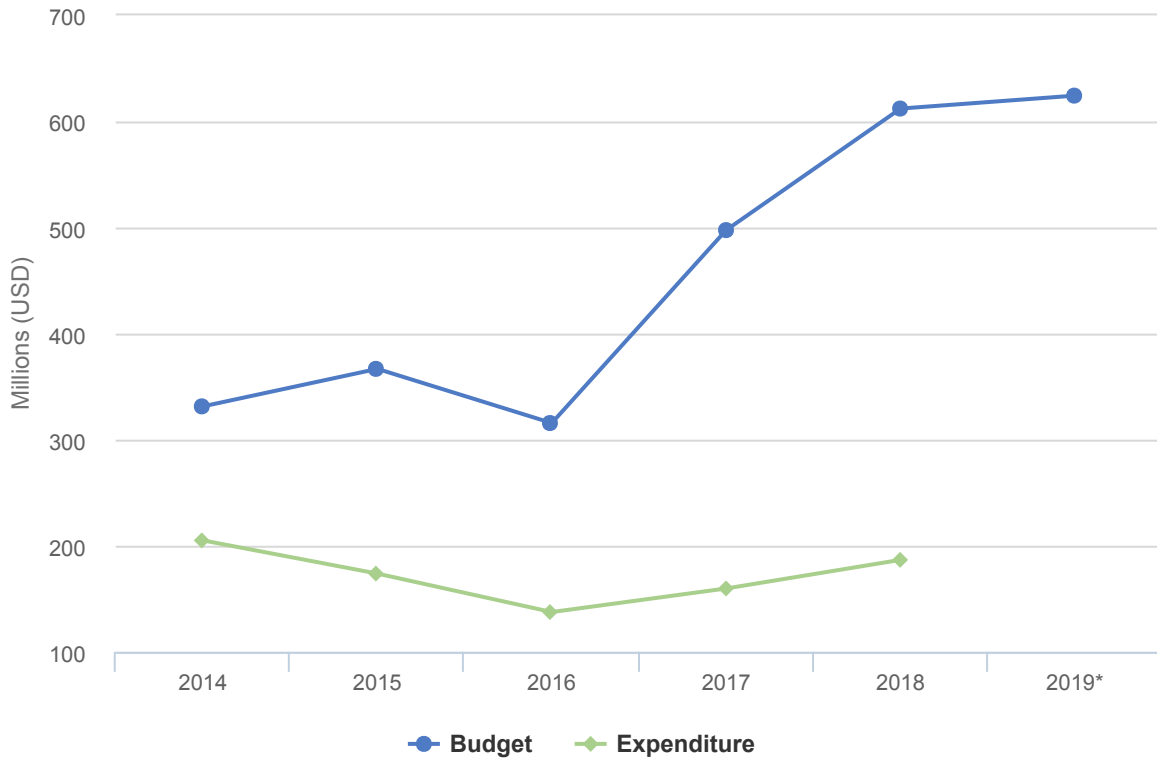
People of Concern

DECREASE IN
6% 2018

2018	6,600,217
2017	7,033,119
2016	7,131,910



Budgets and Expenditure for Syrian Arab Republic



Operational context

In 2018, the “Syria situation” remained the largest humanitarian and refugee crisis in the world. Humanitarian needs remained staggering in terms of scale, severity and complexity, with significant protection risks continuing in a number of areas. The year saw developments in military operations with local reconciliations resulting in changes in ground control and subsequent new displacements. By the end of August, the UN determined that there were no more besieged areas, however, some 1.16 million of an estimated 11.7 million people in need of humanitarian assistance remained in hard-to-reach areas.

As new areas became accessible to humanitarian actors, more complex humanitarian challenges emerged, such as providing community-based protection services to displaced people in remote rural areas. Around 4.2 million people remained in need of shelter and as unemployment increased to 55%, some 70% of the population were living in extreme poverty.

During the same period, IDPs and refugees from across the region continued to return to areas where stability was restored, or where hostilities had declined or ceased, as well as to newly accessible areas. However, there were significant obstacles and protection risks associated with return, including: ongoing military operations, insecurity, lack of legal documentation, land and property issues, as well as limited access to services and livelihood opportunities. With more people returning to their areas of origin, the needs for registration of civil documentation remained immense. UNHCR’s strategic priorities remained the integration of protection services and emergency life-saving assistance: responding to the humanitarian needs of IDPs, returnees, refugees and host communities.

Population trends

In 2018, around 11.7 million people across the country were in need of humanitarian and protection assistance with 6.2 million people internally displaced. As fighting continued in some areas, an estimated 1.6 million people were displaced within the Syrian Arab Republic (Syria) in 2018, many multiple times.

As certain areas experienced relative stability, some 56,000 Syrian refugees from the region and 1.4 million IDPs returned to their areas of origin: In comparison to 2017, there was a 10% increase in verified refugee returns to Syria in 2018. The most recent UNHCR refugee return intention surveys found that voluntary repatriation remains the preferred durable solution for the majority of Syrian refugees in the region. However, only about 6% of respondents stated that they intended to return in the next 12 months.

Key achievements

- Some 2.3 million people were assisted by integrated protection services through 97 community centers, 26 satellite centers supported by 100 mobile units and over 2,800 outreach volunteers.
- Six village support programmes were introduced across Syria. The purpose of the village support programme is to reach areas where UNHCR and its partners have identified a high number of IDP and refugee returnees and an increase is expected. When families return to their area of origin, they are in need of services to help them regain normality in their lives. Through this project, UNHCR, together with its partners, provided a combination of prioritized services including: provision of protection services through its community, satellite centers, mobile units and outreach volunteers (ORVs). Provision of basic needs was also provided through distribution of core relief items in these targeted areas. Shelter rehabilitation, minor repair and rehabilitation of schools, health points and civil registries to give access to shelter, education, health services and legal services.
- A “one window” project to support returnees in rehabilitation and documentation for damaged houses was piloted in Homs.

Unmet needs

Due to various reasons including security and operational challenges as well as resource limitations, some programmes/activities were partially or fully not implemented.

- Plans to expand the network of community centres did not materialize, leaving 1.1 million people without much needed protection services, while nearly 134,400 IDPs and returnees could not receive shelter support.
- The prolonged bureaucratic procedures and multi-layered approvals required by partners to establish community centres affected the timely implementation of community centre plans. The formal registration of all camp-based IDPs in the Al-Hassakeh governorate was not achieved – particularly in Al-Hol camp – due to operational constraints and a new emergency in north-east Syria.
- Despite reported returns, UNHCR had limited access in areas such as Ar-Raqqa, Deir-Ez-Zour and Idlib governorates, inhibiting its capacity to identify needs and respond in a consistent manner.

2018 Expenditure for Syrian Arab Republic | USD

The following table presents the final budget and funds available by pillar and the final expenditure at the objective-level, as reported at year-end.

	Pillar 1 Refugee programme	Pillar 2 Stateless programme	Pillar 3 Reintegration projects	Pillar 4 IDP projects	Total
Final Budget	47,246,066	198,641	259,200,000	305,544,293	612,189,000
Income from contributions*	73,579,683	0	500,000	116,506,238	190,585,921
Other funds available / transfers	-58,777,030	7,887	28,869,636	38,569,710	8,670,202
Total funds available	14,802,652	7,887	29,369,636	155,075,948	199,256,123

Expenditure by Objective					
Favourable Protection Environment					
Law and policy	41,962	7,887	0	472,229	522,078
Legal remedies and legal assistance	22,979	0	459,124	5,561,265	6,043,368
Access to territory	42,198	0	0	0	42,198
Public attitudes towards persons of concern	1,182	0	0	643,435	644,616
Subtotal	108,320	7,887	459,124	6,676,929	7,252,261
Fair Protection Processes and Documentation					
Registration and profiling	406,032	0	278,743	0	684,775
Status determination	218,363	0	0	0	218,363
Individual documentation	42,198	0	0	0	42,198
Civil status documentation	43,609	0	0	0	43,609
Subtotal	710,203	0	278,743	0	988,946
Security from Violence and Exploitation					
SGBV prevention and response	85,898	0	730,097	4,003,242	4,819,237
Non-arbitrary detention	42,198	0	0	0	42,198
Child protection	83,921	0	728,857	4,563,096	5,375,873
Subtotal	212,017	0	1,458,954	8,566,338	10,237,308

	Pillar 1 Refugee programme	Pillar 2 Stateless programme	Pillar 3 Reintegration projects	Pillar 4 IDP projects	Total
Basic Needs and Essential Services					
Health	603,863	0	1,052,399	8,009,661	9,665,923
Water	0	0	704,122	0	704,122
Shelter and infrastructure	558,583	0	5,096,296	18,307,018	23,961,897
Basic and domestic and hygiene Items	9,820,199	0	10,325,299	43,304,606	63,450,104
Services for persons with specific needs	1,565,856	0	1,037,714	15,339,629	17,943,199
Education	643,810	0	3,499,855	4,347,351	8,491,016
Subtotal	13,192,312	0	21,715,683	89,308,266	124,216,261
Community Empowerment and Self Reliance					
Community mobilization	238,657	0	712,234	13,598,867	14,549,758
Self-reliance and livelihoods	201,550	0	2,476,646	10,678,352	13,356,548
Subtotal	440,208	0	3,188,880	24,277,218	27,906,306
Durable Solutions					
Voluntary return	21,101	0	0	0	21,101
Resettlement	91,336	0	0	0	91,336
Subtotal	112,437	0	0	0	112,437
Leadership, Coordination and Partnerships					
Coordination and partnerships	0	0	0	672,693	672,693
Donor relations	0	0	0	944,987	944,987
Subtotal	0	0	0	1,617,680	1,617,680
Logistics and Operations Support					
Supply chain and logistics	1,500	0	0	6,087,448	6,088,948
Operations management, coordination and support	25,307	0	2,268,252	5,984,184	8,277,743
Subtotal	26,807	0	2,268,252	12,071,633	14,366,691
2018 Expenditure Total	14,802,304	7,887	29,369,636	142,518,063	186,697,890

*Income from contributions includes indirect support costs that are recovered from contributions to Pillars 3 and 4, supplementary budgets and the "New or additional activities – mandate-related" (NAM) Reserve. Contributions towards all pillars are included under Pillar 1.

