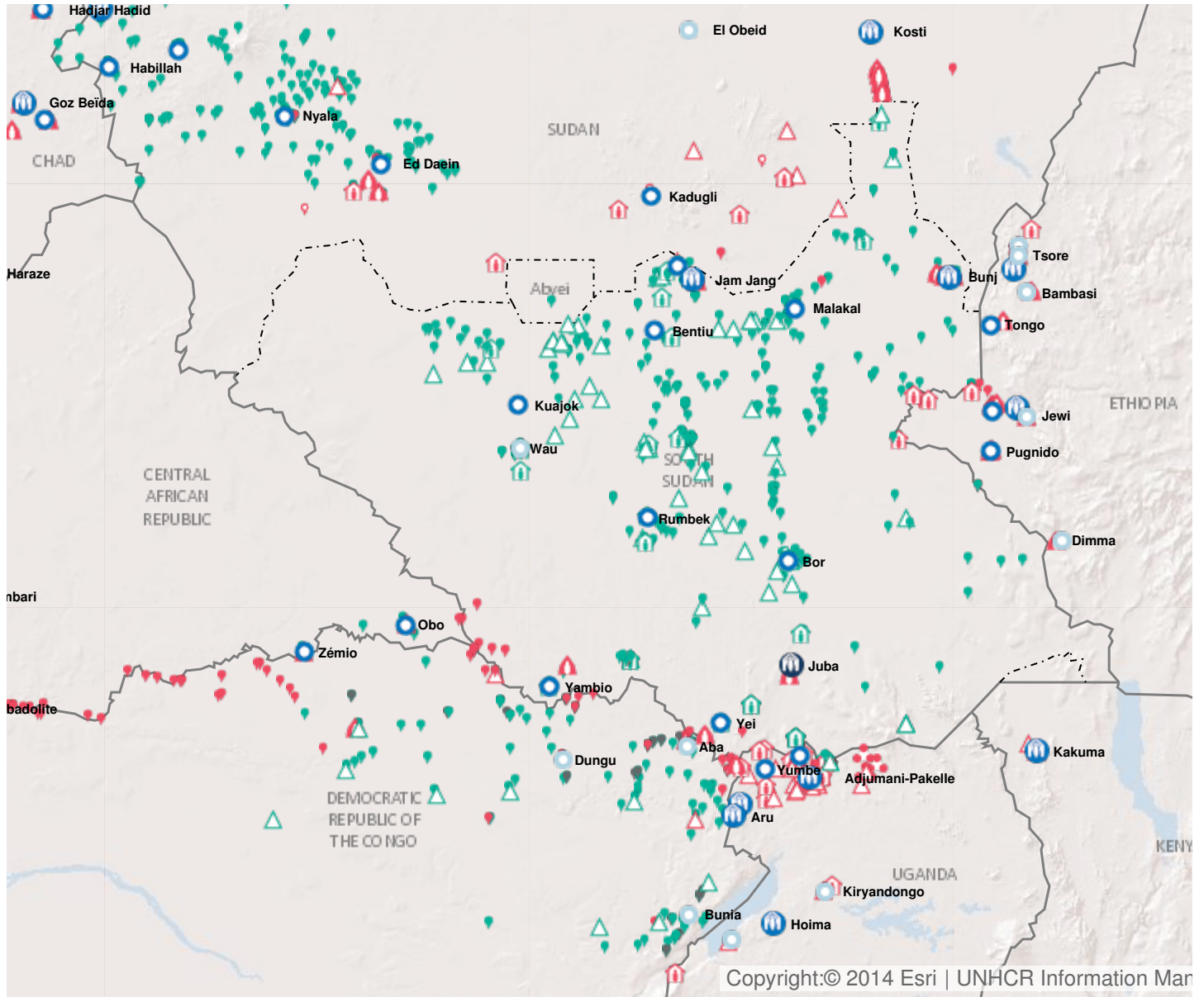


Operation: South Sudan

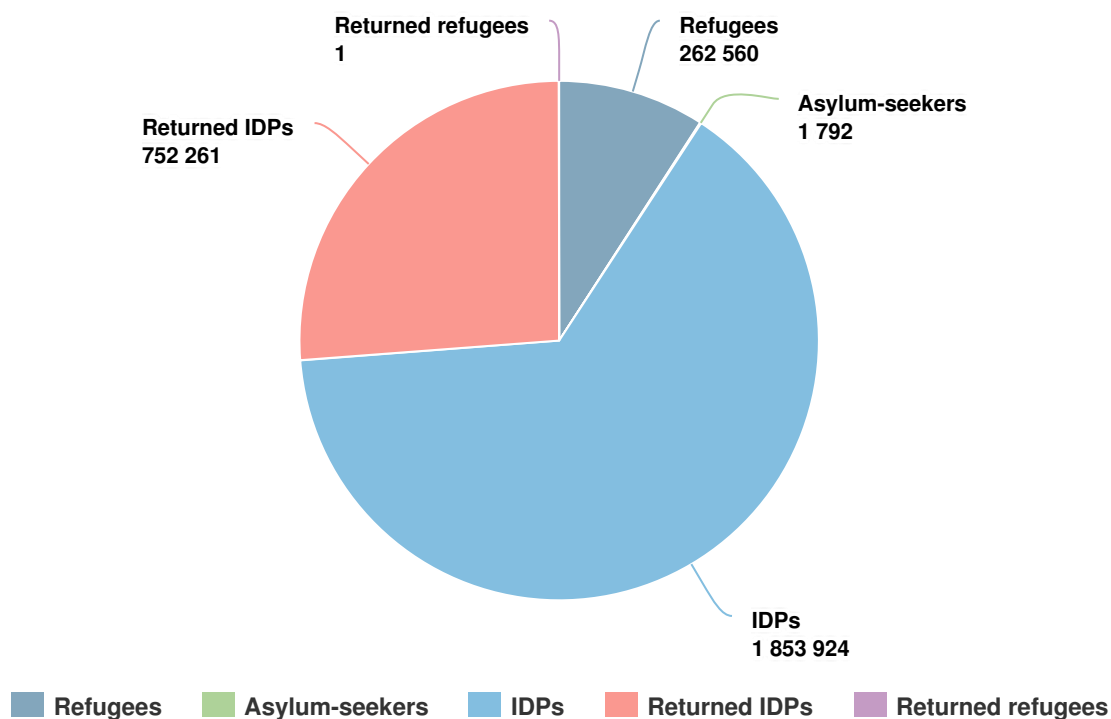


Latest update of camps and office locations 21 Nov 2016.

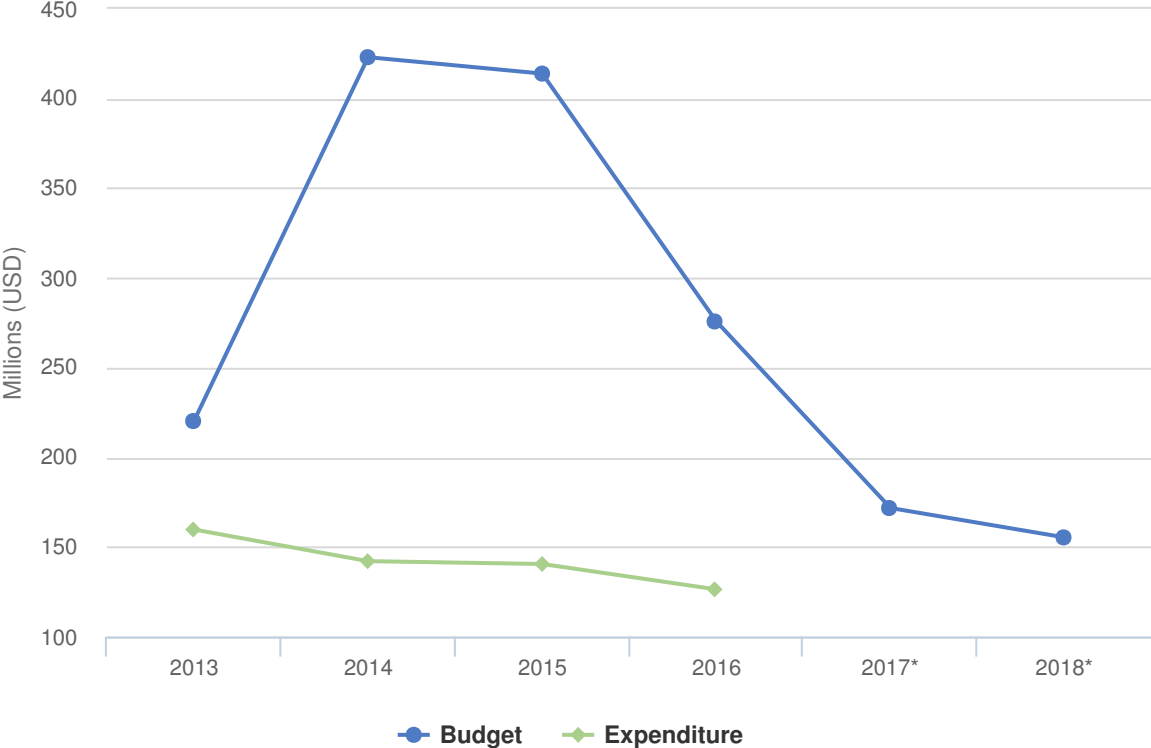
People of Concern

INCREASE IN
40% **2016**

2016	2,870,538
2015	2,054,441
2014	2,093,729



Budgets and Expenditure for South Sudan



Working environment

As of mid-2017, South Sudan hosts 276,900 Sudanese refugees and some 2 million South Sudanese are internally displaced within the country. By end of 2017, there will be some 283,600 Sudanese refugees with an annual increase of 20,000 due to anticipated Sudanese refugee inflow into Unity and Upper Nile States and natural population growth.

In 2018, the operational environment in South Sudan will remain unpredictable, complex and fluid, caused by continuing economic difficulties, instability and conflict. The humanitarian situation will continue to deteriorate, resulting in an increased number of people in need of assistance. The limited infrastructure and security challenges further complicate the delivery of humanitarian assistance, in particular to the most remote locations. Despite these challenges, South Sudan maintains an open door policy for refugees.

Competition over natural resources could potentially escalate into tensions in 2018 as a growing number of host communities settle around the camps in search of access to clean water, healthcare and education. In 2018, UNHCR's support to the host community will remain one of key priorities; the peaceful coexistence and Peace committee's initiatives will be supported across all refugee locations.

In 2018, UNHCR will continue to place an importance on strengthening partnerships and ensuring coordination with relevant stakeholders, including Government, NGO and UN partners. UNHCR and its partners will continue to maintain synergy and necessary coordination with the clusters and the Humanitarian Country Team (HCT), in accordance with the Refugee Coordination Model.

Key priorities

In 2018, UNHCR will focus on:

- Supporting and strengthening resilience of displaced people while continuing to meet the standards of humanitarian assistance and to provide leadership in protection.
- Increasing investments in livelihoods, youth programming and education to support protection, self-reliance and pathways to solutions for refugees, and social cohesion with host communities.
- Providing support to new refugee arrivals.
- Continuing to implement core protection activities to ensure identification and documentation of refugees, prevent and respond to cases of SGBV and child protection.
- Identifying and responding to the needs of most vulnerable IDPs; working towards peaceful coexistence with host communities and transparent dialogue on sharing the resources; searching for solutions and maintaining protection leadership through engagement in coordination; providing quality information and analysis of population movements; working with other humanitarian actors under protection cluster to find the sustainable solution for IDPs.
- Piloting the use of cash-based interventions in-lieu of in-kind support.

2018 Original Budget for South Sudan | USD

The following table presents the original budget for this operation broken down at the objective level. Resource allocation at the objective level is subject to change during the course of the year as the operational situation evolves and priorities shift.

	Pillar 1 Refugee programme	Pillar 2 Stateless programme	Pillar 4 IDP projects	Total
Favourable Protection Environment				
Law and policy	1,126,829	711,121	1,029,618	2,867,568
Legal remedies and legal assistance	943,963	0	1,117,401	2,061,364
Public attitudes towards persons of concern	904,580	0	0	904,580
Subtotal	2,975,371	711,121	2,147,019	5,833,511
Fair Protection Processes and Documentation				
Registration and profiling	2,417,432	0	0	2,417,432
Status determination	842,309	0	0	842,309
Individual documentation	911,388	781,361	0	1,692,748
Subtotal	4,171,128	781,361	0	4,952,489
Security from Violence and Exploitation				
Protection from crime	1,440,157	0	0	1,440,157
Protection from effects armed conflict	0	0	2,922,975	2,922,975
SGBV prevention and response	4,478,985	0	2,567,952	7,046,937
Child protection	3,459,225	0	0	3,459,225
Subtotal	9,378,366	0	5,490,927	14,869,293
Basic Needs and Essential Services				
Health	13,698,156	0	0	13,698,156
Reproductive health and HIV/ Aids response	4,253,284	0	0	4,253,284
Nutrition	4,422,382	0	0	4,422,382
Food security	536,772	0	0	536,772
Water	4,361,389	0	0	4,361,389
Sanitation and hygiene	3,373,083	0	0	3,373,083
Shelter and infrastructure	12,656,643	0	2,517,410	15,174,053
Energy	2,167,864	0	0	2,167,864
Basic and domestic and hygiene Items	5,013,509	0	4,139,894	9,153,403
Services for persons with specific needs	2,853,966	0	2,543,400	5,397,366
Education	11,487,602	0	0	11,487,602
Subtotal	64,824,647	0	9,200,704	74,025,352

	Pillar 1 Refugee programme	Pillar 2 Stateless programme	Pillar 4 IDP projects	Total
Community Empowerment and Self Reliance				
Community mobilization	2,335,095	0	2,831,476	5,166,571
Co-existence with local communities	2,114,048	0	2,259,614	4,373,662
Natural resources and shared environment	1,572,760	0	0	1,572,760
Self-reliance and livelihoods	7,128,322	0	0	7,128,322
Subtotal	13,150,225	0	5,091,090	18,241,315
Durable Solutions				
Solutions strategy	0	0	1,636,900	1,636,900
Resettlement	702,591	0	0	702,591
Subtotal	702,591	0	1,636,900	2,339,491
Leadership, Coordination and Partnerships				
Coordination and partnerships	0	0	1,776,072	1,776,072
Camp management and coordination	3,385,412	0	0	3,385,412
Donor relations	1,159,181	0	0	1,159,181
Subtotal	4,544,593	0	1,776,072	6,320,665
Logistics and Operations Support				
Supply chain and logistics	11,960,468	0	5,826,717	17,787,185
Operations management, coordination and support	8,765,050	0	2,152,972	10,918,022
Subtotal	20,725,518	0	7,979,689	28,705,207
2018 Original Budget	120,472,438	1,492,482	33,322,403	155,287,323