




MONTHLY STATISTICS - SOUTH SUDANESE REFUGEES

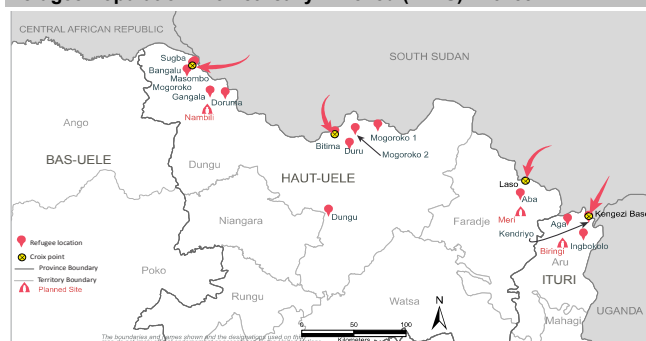
	101,479	Total
	73,130	Registered
	28,349	Pre-Registered

Situation as of May 31, 2019

TOTAL	101,479
Since DEC 2013	99,699
Before DEC 2013	1,780

Province	Territory	Location/City	F 0-4	F 5-11	F12-17	F 18-59	F 60^	S/ Total	M 0-4	M 5-11	M 12-17	M 18-59	M 60^	S/ Total	Total
REGISTERED SINCE DECEMBER 2013 (RURAL & OUT OF CAMP)															
In camp/Site															
Haut Uele	Faradje	Meri (Bims)	2,717	4,727	2,708	7,060	782	17,994	2,648	4,738	2,985	6,275	492	17,138	35,132
Haut Uele	Dungu	Kaka (Bims)	159	124	48	213	5	549	174	100	42	193	5	514	1,063
Ituri	Aru	Biringi (Bims)	880	1,225	568	1,658	79	4,410	919	1,284	698	1,817	79	4,797	9,207
Total In Site			3,756	6,076	3,324	8,931	866	22,953	3,741	6,122	3,725	8,285	576	22,449	45,402
Out of Site															
Haut Uele	Faradje	Aba	17	8	8	37	7	77	12	9	11	37	3	72	149
Haut Uele	Dungu	Bangalu	82	90	53	213	16	454	80	83	49	162	13	387	841
Haut Uele	Dungu	Bitima	93	77	35	144	4	353	110	79	30	86	3	308	661
Haut Uele	Dungu	Dungu centre	196	157	70	249	14	686	203	173	67	139	11	593	1,279
Haut Uele	Dungu	Doruma	831	690	399	1,249	96	3,265	771	743	360	652	62	2,588	5,853
Haut Uele	Dungu	Duru	32	13	4	43	2	94	21	15	4	28	1	69	163
Haut Uele	Dungu	Gangala	126	117	59	206	19	527	119	116	62	120	17	434	961
Haut Uele	Dungu	Mogoroko	20	9	5	27	1	62	15	10	8	14	1	48	110
Haut Uele	Dungu	Mosombo	110	95	31	227	30	493	98	75	43	169	45	430	923
Haut Uele	Dungu	Mogoroko 1	1	2	3	10	1	16	1	2	1	5	4	13	29
Haut Uele	Dungu	Sugba	228	219	119	468	35	1,069	235	207	103	283	14	842	1,911
Ituri	Aru	Aga	785	875	466	1,246	59	3,431	735	805	381	690	42	2,653	6,084
Ituri	Aru	Ingbokolo	79	100	46	120	3	348	81	80	38	39	1	239	587
Ituri	Aru	Kendriyo	711	958	480	1,527	86	3,762	672	922	364	638	39	2,635	6,397
Total Out of Site			3,311	3,410	1,778	5,766	372	14,637	3,153	3,319	1,521	3,062	256	11,311	25,948
TOTAL REGISTERED SINCE DECEMBER 2013(Rural & out of Camp)			7,067	9,486	5,102	14,697	1,238	37,590	6,894	9,441	5,246	11,347	832	33,760	71,350
PRE-REGISTERED SINCE DECEMBER 2013 (RURAL & OUT OF CAMP)															
Haut Uele	Dungu	Dungu	0	0	0	0	0	0	0	0	0	0	0	0	-
Haut Uele	Dungu	Duru	37	43	22	68	6	176	36	43	21	47	4	151	327
Haut Uele	Dungu	Mogoroko	2	4	4	12	1	23	2	3	3	13	1	22	45
Haut Uele	Dungu	Bitima	127	118	60	210	20	535	120	117	63	123	18	441	976
Haut Uele	Faradje	Meri (Sans Bims)	57	55	22	89	21	244	48	60	44	214	14	380	624
Ituri	Aru	Biringi (Sans Bims)	51	42	18	56	11	178	41	58	34	105	3	241	419
Ituri	Aru	Ingbokolo	218	193	114	309	7	841	197	182	79	162	4	624	1,465
Ituri	Aru	Aga	1,090	1,287	648	1,449	79	4,553	1,018	1,362	736	1,068	53	4,237	8,790
Ituri	Aru	Kendrio	1,709	2,296	1,217	2,713	133	8,068	1,728	2,476	1,333	1,998	100	7,635	15,703
TOTAL PRE-REGISTERED SINCE DECEMBER 2013 (*)			3,291	4,038	2,105	4,906	278	14,618	3,190	4,301	2,313	3,730	197	13,731	28,349
REGISTERED BEFORE DECEMBER 2013 (OUT OF CAMP)															
Kinshasa	Kinshasa (Urban)		2	4	4	12	1	23		2	3	16	3	24	47
Nord Kivu	Goma(urban)		0	0	0	0	0	0	0	0	0	0	0	0	-
Haut Uele	Dungu, Doruma, Isiro, Niangara		48	29	22	94	8	201	27	43	24	93	13	200	401
Haut Uele	Dungu, Doruma, Isiro, Niangara		3	7	1	3	1	15	3	3	0	3	1	10	25
Bas Uele	Bondo, Buta		4	6	6	10	0	26	6	5	4	7	1	23	49
Ituri	Aru-Centre, Ingbokolo, Ariwara		118	188	85	319	30	740	103	146	61	180	28	518	1,258
TOTAL REGISTERED BEFORE DECEMBER 2013			175	234	118	438	40	1,005	139	199	92	299	46	775	1,780
TOTAL			10,533	13,758	7,325	20,041	1,556	53,213	10,223	13,941	7,651	15,376	1,075	48,266	101,479

Refugee Population Biometrically Enrolled (BIMS): 46753



Summary by province

HAUT-UELE	51,473
ITURI	49,910
OTHERS	96

Monthly trend(Registered and Pre-Registered)

