

Total Active Registered Persons Of Concern **21,310**

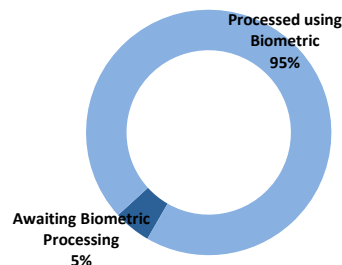
Urban **21,310**
100.0%

Camps **0**
0.0%

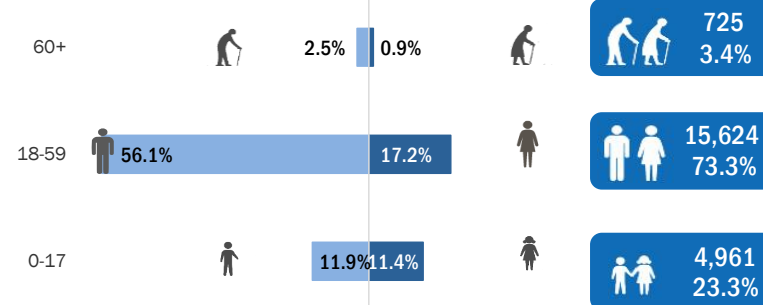
Standard Age and Gender

Age	0-4	5-11	12-17	18-35	36-59	60+	Total	%
Female	846	984	604	2,444	1,225	201	6,304	29.6%
Male	872	955	700	8,374	3,581	524	15,006	70.4%
Total	1,718	1,939	1,304	10,818	4,806	725	21,310	100%

Biometric Statistics (IRIS)



Age-Gender Breakdown



Origion Country

Country	Count	%
YEM	13,228	62.1%
SUD	5,489	25.8%
SOM	814	3.8%
Other*	1,779	8.3%

Specific Needs

Need	Count	%
Serious medical condition	1,994	9.4%
Disability	935	4.4%
Specific legal and physical protection needs	761	3.6%
Woman at risk	569	2.7%
Child at risk	352	1.7%
Single parent	262	1.2%
Older person at risk	103	0.5%
Unaccompanied or separated child	93	0.4%
Individuals with Specific Needs	3,881	18.2%
Total	5,069	23.8%

Arrivals**

Year	Count	%
Pre-2011	1,755	8.2%
2011	650	3.1%
2012	1,291	6.1%
2013	2,727	12.8%
2014	2,255	10.6%
2015	3,771	17.7%
2016	1,712	8.0%
2017	2,287	10.7%
2018	3,686	17.3%

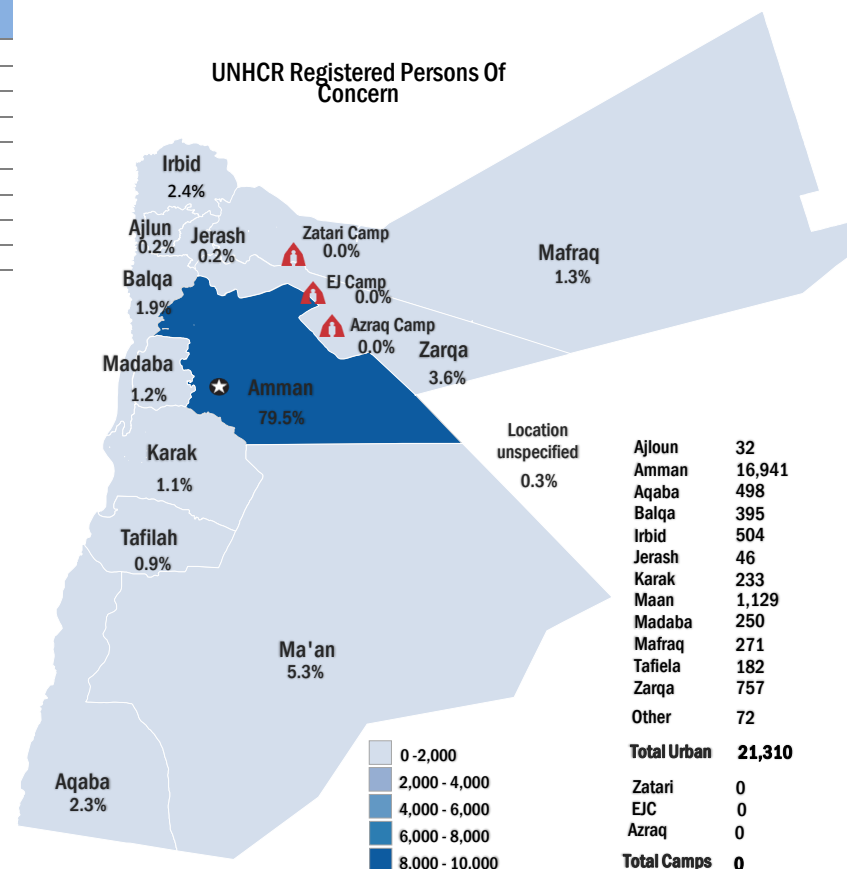
* An individual can have more than one specific need

**The new arrivals excludes newborn babies who will be represented under the registration trend.

Registration Trend

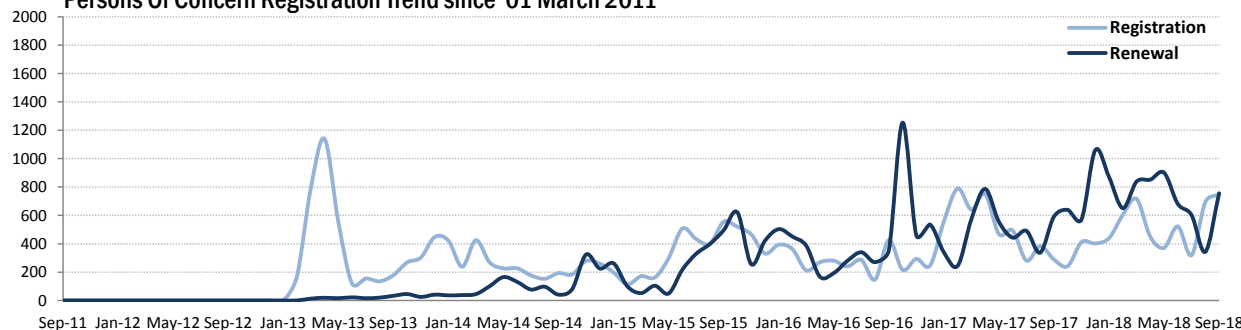
Year	Count	%
2011	857	2.9%
2012	1,565	5.3%
2013	4,685	15.8%
2014	2,828	9.5%
2015	4,347	14.7%
2016	3,535	11.9%
2017	5,590	18.8%
2018	6,255	21.1%

UNHCR Registered Persons Of Concern



* Coloured map only reflects refugees living outside camps.

Persons Of Concern Registration Trend since 01 March 2011



* Other nationalities include among others (ARE,LBY,LEB,ETH,RUS...)

**The new arrivals excludes newborn babies who will be represented under the registration trend.

DAG Jordan

Interagency Portal: <http://data.unhcr.org/Syrianrefugees>

UNHCR on the web: <http://www.unhcr.org>

UNHCR on Social network: <http://www.facebook.com/UNHCRJordan> ; <http://twitter.com/ZaatariCamp>