



LEBANON CRISIS **RESPONSE PLAN**

2017- 2020



TABLE OF CONTENTS

Foreword	5
Reference map	6

PART I: LEBANON CRISIS RESPONSE STRATEGY

Introduction	8
At a Glance	10
Needs Overview	11
Population in Need and Targeted	15
Response Strategy	16
Monitoring and Evaluation	26

PART II: OPERATIONAL RESPONSE PLANS

Basic Assistance	33
Education	47
Energy	59
Food Security	71
Health	89
Livelihoods	101
Protection	115
Shelter	135
Social Stability	145
Water	157

PART III ANNEXES

Annex 1: Best Practices	172
Annex 2: Developing the LCRP	172
Annex 3: Commitments of the LCRP Response	173
Annex 4: Planning Figures	174
Annex 5: Sector Steering Committee Terms of Reference	175
Annex 6: Environment Task Force Terms of Reference	177
Annex 7: Bibliography	179

Terminology in the Lebanon Crisis Response Plan (LCRP)

The UN characterizes the flight of civilians from Syria as a refugee movement, and considers that these Syrians are seeking international protection and are likely to meet the refugee definition.

The Government of Lebanon considers that it is being subject to a situation of mass influx. It refers to individuals who fled from Syria into its territory after March 2011 as temporarily displaced individuals, and reserves its sovereign right to determine their status according to Lebanese laws and regulations.

The Lebanon Crisis Response Plan uses the following terminologies to refer to persons who have fled from and cannot return to Syria:

1. "persons displaced from Syria" (which can, depending on context, include Palestine Refugees from Syria and Lebanese returnees as well as registered and unregistered Syrian nationals);
2. "displaced Syrians" (referring to Syrian nationals);
3. "persons registered as refugees by UNHCR".

CORE PRINCIPLES AND COMMITMENTS

Building on the needs and results-based approach used for defining outputs, targets and related budgets, key priorities for improving delivery of the LCRP in 2017 include:

- Strengthening current tracking and monitoring mechanisms;
- Improving transparency and accountability; and
- Strengthening national coordination and implementation systems in view of the broadened focus on stabilization and the multi-year programming envisioned for 2017-2020.

As a basis for addressing these priorities, several core principles and commitments have been agreed between GoL and its international partners. (see Annex 2 and 3)

4

Partners involved in the LCRP

ACF, ACTED, ADRA, Al Majmoua, ALLC IH, AMEL, Ana Aqra, ANERA, Arcenciel, Arche Nova, ARCS, AVSI, Blue Mission, CARE, CCP JAPAN, CISP, CLMC, Common Effort, CONCERN, COSV, Diakonia, Dorcas, DRC, FAO, FISTA, FPSC, fZFD, Green Globe, GVC, Hadatha, Handicap International, Heartland, HelpAge, Himaya Dae Aataa (HDA), Humedica, IEA, IECD, ILO, IMC, INARA, International Alert, Intersos, IOCC, IOM, IR, IRC, KAFA, LebRelief, LRD, LSESD, MAG, MAGNA, Makassed, MAP, MARCH, MCC, MDM, MEDAIR, Mercy Corps, Mercy-USA, MEHE, MoA, MoET, MoIM, MoEW, MoPH, MoSA, MOSAIC, MSD, MTI, NABA'A, NRC, OXFAM, PCPM, PU-AMI, QRCS, RESTART, RET Liban, RI, Ricerca e Cooperazione, SAMS, SCI, SDAid, SeraphimGLOBAL, SFCG, SHEILD, SIF, Solidar Suisse, Solidarités, Solidarity Association, Sonbola, TdH - It, TdH - L, Triumphant Mercy, UNDP, UNESCO, UNFPA, UN-Habitat, UNHCR, UNICEF, UNIDO, UNOPS, UNRWA, URDA, Utopia, WAHA, WCH, WFP, WHO, WRF, WVI, YMCA.

Please note that appeals are revised regularly. The latest version of this document is available on <http://www.LCRP.gov.lb> and <http://data.unhcr.org/syrianrefugees/regional.php>. Financial tracking can be viewed from <http://fts.unocha.org>.

Cover photo credit: Medical Teams International, May 2016

Produced by the Government of Lebanon and the United Nations, January 2017.

FOREWORD

For the last six years, Lebanon has been at the forefront of one of the worst humanitarian crises of our time. Despite increasing economic, social, demographic, political, and security challenges, Lebanon has shown exceptional commitment and solidarity and has welcomed around 1.5 million refugees fleeing war-torn Syria. Lebanese communities have opened their schools, their clinics and even their homes to hundreds of thousands of Syrians who have fled their country and in many cases lost everything.

Despite the concerted efforts of the government, the international community and civil society to mitigate the impact of the Syrian crisis on Lebanon and the large-scale response underway, the needs of the affected populations, both displaced and host communities, are outpacing the Government of Lebanon and its partners' ability to provide adequate services, and coping strategies are being tested.

Lebanon's experience shows that we need innovative responses that target Lebanese and persons displaced from Syria alike to address the protracted nature of the crisis and avoid a further deterioration of the humanitarian situation. Refugees want to go home. But, when displaced, they should be able to live in dignity. When they return home, they must be able to quickly contribute to rebuilding their country. At the same time, Lebanon needs to be supported to manage the impact of the crisis but also make it an anchor for stability and driver for reconstruction in the region.

The Lebanon Crisis Response Plan 2017-2020 is a joint, multi-year plan between the Government of Lebanon and its international and national partners. It aims to respond to the challenges in a holistic manner through the delivery of integrated and mutually reinforcing humanitarian and stabilization interventions. The Plan maintains a strong focus on humanitarian assistance to all vulnerable communities, while at the same time – in line with the commitments made at the 2016 London Conference – strongly and continuously seeks to expand investments, partnerships and delivery models that ensure recovery and enable progress towards longer-term development strategies.

In 2017, the Plan proposes a US \$2.8 billion appeal plan to provide direct humanitarian assistance and protection to 1.9 million highly vulnerable individuals and deliver basic services to 2.2 million affected persons as well as invest in Lebanon's infrastructure, economy and public institutions. This represents an increase of 10 percent from last year's appeal, a consequence of the increase in population targeted due to worsened vulnerabilities across the different population cohorts.

As the crisis in Syria becomes increasingly protracted, its impact on Lebanon deepens. The Lebanon Crisis Response Plan presents our strong collective vision to contribute to peace, security and stability for Lebanon, support the most vulnerable communities and protect the rights of all. Our solidarity matters and we must seize this collective momentum to deliver in partnership for the stability of Lebanon and for all those living here in hope of a better future.



H.E. Saad Hariri
Prime Minister of Lebanon



Philippe Lazzarini
UN Resident and Humanitarian Coordinator

REFERENCE MAP



LOCATION DIAGRAM



- ★ Capital
- Major Towns
- Waterways
- International Boundaries
- Governorate Boundaries
- Caza Boundaries

PART I

LEBANON CRISIS RESPONSE STRATEGY

INTRODUCTION

LCRP AT A GLANCE

NEEDS OVERVIEW

RESPONSE STRATEGY

RESPONSE MONITORING AND EVALUATION

INTRODUCTION

Context and key challenges

Six years into the Syrian conflict, Lebanon remains at the forefront of one of the worst humanitarian crises of our time and has shown exceptional commitment and solidarity to people displaced by the war in Syria. As of October 2016, the Government of Lebanon (GoL) estimates that the country hosts 1.5 million Syrians who have fled the conflict in Syria (including 1.017 million registered as refugees with the United Nations High Commissioner for Refugees (UNHCR), along with 31,502 Palestine Refugees from Syria, 35,000 Lebanese returnees, and a pre-existing population of more than 277,985 Palestine Refugees in Lebanon.¹ The vulnerabilities of each of these groups have different root causes, requiring the overall response strategy to include a multifaceted range of interventions, from emergency aid to development assistance. Nearly half of those affected by the crisis are children and adolescents:² at least 1.4 million children under 18, including Lebanese, Syrians and Palestinians, are currently growing up at risk, deprived, and with acute needs for basic services and protection. Public services are overstretched, with demand exceeding the capacity of institutions and infrastructure to meet needs. The service sectors are also overburdened, with the public health sector accumulating debt as Syrian patients are unable to cover their part of the bill.

The conflict in Syria has significantly impacted Lebanon's social and economic growth, caused deepening poverty and humanitarian needs, and exacerbated pre-existing development constraints in the country. The World Bank estimates that Lebanon has incurred losses of US\$ 13.1 billion since 2012, of which US\$ 5.6 billion pertains to 2015 alone.¹

Unemployment and high levels of informal labour were already a serious problem pre-crisis, with the World Bank suggesting that the Lebanese economy would need to create six times as many jobs just to absorb the regular market entrants.³ⁱⁱ Unemployment is particularly high in some of the country's poorest localities: in some areas, it is nearly double the national average, placing considerable strain on host communities.⁴ⁱⁱⁱⁱ Longstanding inequalities are deepening and tensions at local level have been

noted, mostly over perceived competition for jobs and access to resources and services. The economic downturn has had a disproportionate effect on young people and others who are entering the workforce: Lebanon's youth unemployment rates are three to four times higher than the overall unemployment rate.^{iv}

The assistance made possible by donor contributions and implemented by aid partners under the 2015-2016 Lebanon Crisis Reponse Plan (LCRP), along with the exceptional hospitality of Lebanese communities, has brought substantial, vitally-needed support across all sectors, preventing an even worse deterioration of living conditions for the poorest groups. Achievements under the LCRP include support to Lebanese road, water and waste infrastructure; a wide range of initiatives helping local municipalities implement priority projects for their communities; extensive cash assistance that has brought life-saving support to the poorest groups while boosting the local economy; support to health centres and hospitals around the country; and substantial advances in helping the GoL enroll greater numbers of vulnerable children in schools every year. However, despite the achievements of the response, growing needs continue to outstrip resources and renewed support is essential. The prolonged crisis is having an ever-stronger impact on Syrian, Palestinian and vulnerable Lebanese households, as well as on Lebanon's institutions and infrastructure.

The LCRP, a joint plan between the GoL and its international and national partners, aims to respond to these challenges in a holistic, comprehensive manner through longer-term, multi-year planning in order to achieve the following Strategic Objectives: ensure the protection of displaced Syrians, vulnerable Lebanese and Palestine Refugees; provide immediate assistance to vulnerable populations; strengthen the capacity of national and local service delivery systems to expand access to and quality of basic public services; and reinforce Lebanon's economic, social and environmental stability. It is critical that the response maintain a strong focus on humanitarian assistance to all vulnerable communities, but also in line with the commitments made at the London Conference in 2016, strongly and continuously seek to expand investments, partnerships and delivery models that ensure recovery and enable progress towards longer-term development strategies.

(1) UNHCR, UNRWA and GoL.

(2) UNHCR and UNRWA statistics.

(3) The informality rate was estimated at 50 percent by the World Bank 2012 MILES report, p.1.

(4) In Wadi Khaled, unemployment is estimated to be 58 percent (AKTIS, 2016).

The LCRP also aims to increase the focus on aid coordination with and through government and non-government structures including UN agencies, Non-Governmental Organisations (NGO), the private sector and academic institutions, to promote transparency, enhanced coordination, tracking, accountability as well as objective monitoring and evaluation.

It is essential for the international community to strengthen its international cooperation with, and development support to Lebanon to respond to the mass influx of the displaced from Syria. This is in line with the shared responsibility to manage large movements of refugees that was acknowledged by all governments in the New York Declaration of September 2016,^v and Lebanon's Statement of Intent at the London Conference.^{vi} One of the LCRP partners' key priorities in Lebanon is helping

to mobilize increased financial resources to support the country's national institutions, as a critical way to meet growing needs and mitigate a further deterioration of the situation.^{vii}

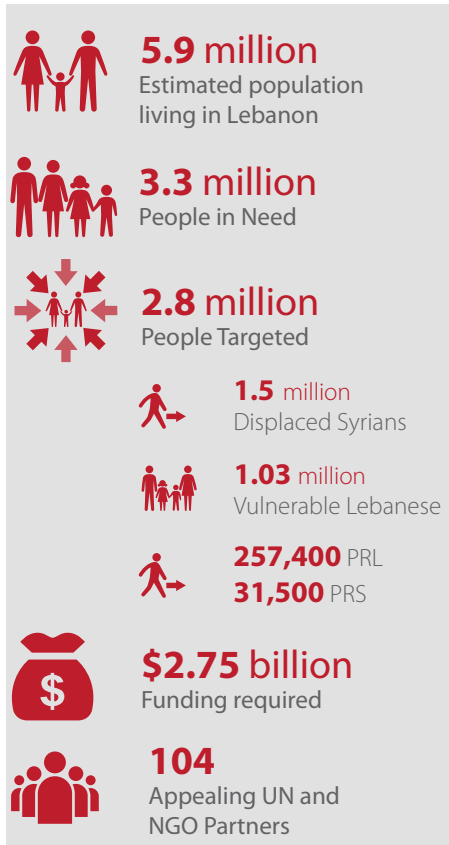
Thus, this medium-term planning aims to address national objectives and priorities for responding to the impact of the Syrian crisis in Lebanon through an overarching four-year strategic planning framework developed and implemented in collaboration with the UN, national and international NGOs, and donors. The LCRP is based on needs, and as such requires adaptation as changes in the context occur. Yearly appeals will be developed based on an annual review of needs: each document will include detailed targets and budgets for the current year, along with indicative figures for the following year where feasible.



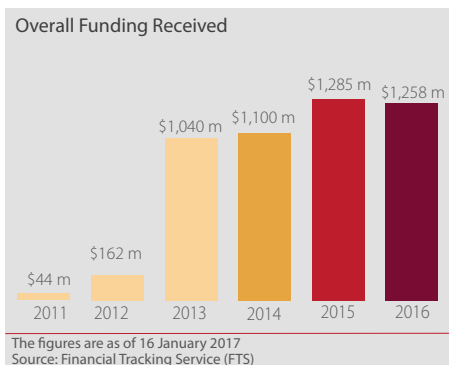
Photo credit: Medical Teams International, 09/05/16, Syrian refugees children in Bekaa

AT A GLANCE

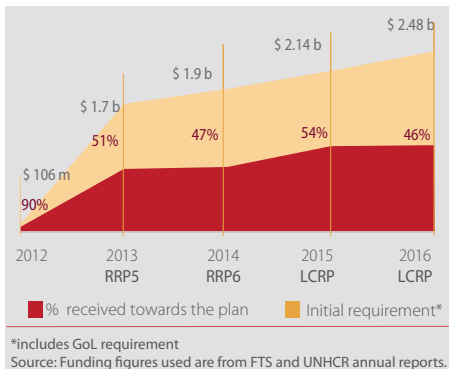
2017 PLANNING FIGURES



DONOR CONTRIBUTION



FUNDING TREND



STRATEGIC OBJECTIVES



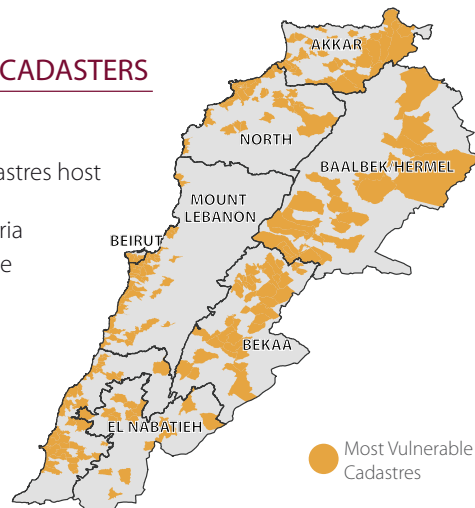
2017 TARGET & REQUIREMENT BY SECTOR

PEOPLE TARGETED	SECTORS	REQUIREMENTS (US\$)
2,236,299	SOCIAL STABILITY	123.8m
1,959,428	WATER	280m
1,887,502	PROTECTION	163.8m
1,535,297	HEALTH	308m
1,276,000	BASIC ASSISTANCE	571.5m
1,119,171	ENERGY	99.2m
961,388	FOOD SECURITY	507.2m
543,616	EDUCATION	372.6m
536,002	SHELTER	128.7m
65,557	LIVELIHOODS	195.7m

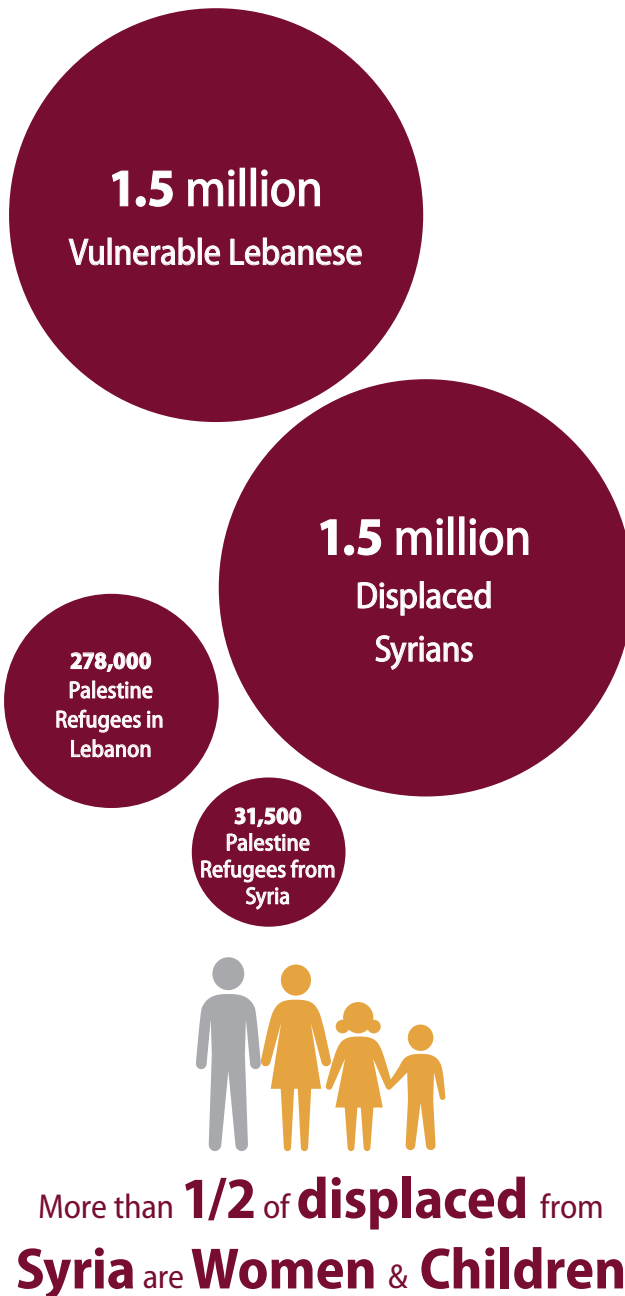
MOST VULNERABLE CADASTERS

251 Most Vulnerable Cadastres host

87% Displaced from Syria
67% Deprived Lebanese



NEEDS OVERVIEW



The concerted response by the government, the international community and civil society has helped stabilize the situation of displaced Syrians in 2016, with only a slight worsening of socio-economic vulnerability levels compared to 2015, after a sharp deterioration between 2014 and 2015.^{viii} However, the situation in Lebanon continues to be precarious, with extensive humanitarian and development needs. The estimated 1.5 million displaced Syrians, half of whom are women and children, along with 31,502 Palestine Refugees from Syria (PRS), have joined a pre-existing population of 277,985 Palestine Refugees in Lebanon (PRL) as well as 1.5 million vulnerable Lebanese.¹ An estimated 35,000 Lebanese have also returned from Syria since 2010.²

Many of the most vulnerable communities in Lebanon are concentrated in specific pockets of the country: the majority of deprived Lebanese (67 percent) and persons displaced from Syria (87 percent) live in the country's 251 most vulnerable cadasters, out of a total of 1,653 cadasters.³ Each of these communities has its own distinctive needs: vulnerable Lebanese households face a decrease in income which leaves them increasingly unable to meet basic needs, including food and/or healthcare; displaced Syrian households are suffering the impact of protracted displacement and sinking deeper into debt and negative coping mechanisms as they struggle to meet their families' needs; and Palestine Refugees face multi-generational poverty and a lack of access to decent work opportunities.

Six years into the conflict, poverty levels are high and the long-term resilience of the country's vulnerable communities is eroding as they run out of savings and struggle to access income. At present, 1 million

(1) UNHCR and UNRWA

(2) IOM

(3) UNHCR



52% of displaced Syrians,
10% of Lebanese are
extremely poor (<\$2.4/day)
along with
6% of Palestine Refugees from Syria (< \$2.5/day)



91%
of displaced Syrians
are in **debt**.
Average cumulative debt
\$857

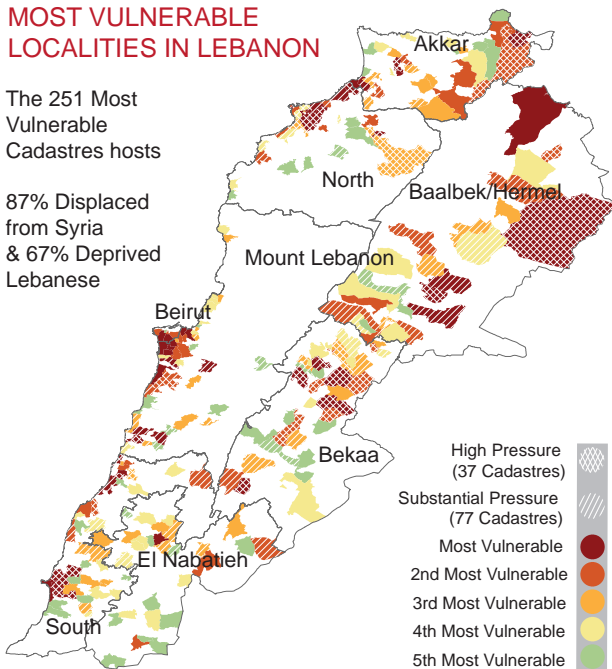


60%
of displaced Syrians over
15 years old are
**without legal
residency**

MOST VULNERABLE LOCALITIES IN LEBANON

The 251 Most Vulnerable Cadastres hosts

87% Displaced from Syria & 67% Deprived Lebanese



Lebanese live below the poverty line,^{ix} of which 470,000 are children.^x More than 70 percent of displaced Syrians are living below the poverty line,^{xi} along with 65 percent of Palestine Refugees in Lebanon and 90 percent of Palestine Refugees from Syria, who are one of the most vulnerable groups in the region.^{xii}

In response to their protracted poverty, which is leading to rising food insecurity, three quarters of displaced households are adopting negative coping strategies such as reducing their food spending and buying food on credit, reducing essential expenses such as education and health, selling productive assets,^{xiii} taking children out of school, sending children to work, and selling houses or lands.^{xiv} The coping strategies have become more irreversible as households' remaining saving and assets increasingly run out. As a result, households are also sinking deeper into debt: displaced Syrian households have an average debt of US\$ 857 per household.^{xv}

Obtaining civil documentation has become difficult and costly for many displaced Syrians, and issues related to legal status further compound their vulnerability. In total, 58,606 household visits of displaced Syrians were conducted from 1 January to 31 August 2016. In August, 7,225 households were visited and the data obtained from these families indicate that 60 percent of individuals over 15 years old are without legal residency, compared to 47 percent reported in January 2016.⁴ The obstacles to obtain legal residency can impact the mobility of Syrians displaced in Lebanon, and thus, limit their access to livelihoods opportunities and essential services. The increasing number of people who are not registered with the Lebanese authorities calls for a review of the policies implemented so far with a view to redressing their situation.

The presence of an estimated 1.5 million displaced Syrians – of which around 54 percent are children – has increased demand on infrastructure and social services, which lack the capacity to meet increased needs. The distribution of the displaced Syrian population in areas with a high concentration of Lebanese poor has also compounded an already problematic economic situation, increasing poverty and social tensions between different communities while deepening the country's socio-economic disparities.

Since the start of the crisis, affected populations in Lebanon have experienced a gradual shrinking of space for livelihoods and income-generation, translating into the inability of poor and displaced families to secure their basic needs and access social services. Constraints related to residency and labour policies and their implementation, as well as challenging market conditions, have also exposed displaced Syrians to illegal and exploitative labour. Livelihood activities are a key priority for the GoL and its national and international partners –as highlighted in the GoL's Statement of Intent for the London Conference^{xvi}– as they reduce the dependence of vulnerable people on aid, but also increase the productivity and income of local communities.

(4) UNHCR.



40% increase in Municipal spending on **waste disposal** since 2011



41% of displaced Syrians live in **inadequate shelter**, with **12%** ranked as being in **dangerous condition**



15% of poor Lebanese enrolled in NPTP **have access to work**

The pressure on the housing market means that the most vulnerable have limited access to affordable and adequate housing: 24 percent of displaced Syrians live in substandard buildings and 17 percent in informal settlements, with 12 percent of all displaced shelters ranked as being in dangerous condition.^{xvii} Overcrowding among displaced Syrians is on the increase – from 18 percent in 2015 to 22 percent in 2016 – and is as high as 46 percent among Palestine Refugees from Syria,^{xviii} with high numbers of persons displaced from Syria resorting to substandard dwellings in urban centres as well as existing Palestinian camps and gatherings.^{xix} A particular challenge is in poor urban neighbourhoods which now host 30 percent of displaced Syrians, a larger proportion than ever before.^{xx} Vulnerable people are increasingly migrating towards poor urban areas where living conditions have significantly deteriorated, with rents increasing alongside increased pressure on the provision of basic services such as water, energy, sanitation and solid waste collection. The move to urban areas makes it harder for organizations to assist displaced Syrians. People in need living in poor urban neighborhoods are more dispersed and therefore difficult to identify and locate. In addition, there is a shortage of partners with experience implementing activities in an urban context. .

The food security situation remains very critical despite the direct food assistance provided, with an increase in the percentage of food insecure households compared to 2015: 93 percent of displaced Syrians have some degree of food insecurity in 2016, compared to 89 percent in 2015.^{xxi} However, the deterioration is not as sharp as in the previous year, probably due to the continued food response. The majority of Syrian households – 58 percent – fall in the mild food insecurity category, whilst 34 percent are moderately food insecure and 1.6 percent severely food insecure. The situation is even worse among Palestine Refugees from Syria, 63 percent of whom are severely food insecure and 31 percent moderately food insecure.^{xxii} In addition, 49 percent of Lebanese have reported being worried about their ability to source enough food, while 31 percent say they were unable to eat healthy and nutritious food over the course of a

year.^{xxiii} The food insecurity of vulnerable families also has a negative impact on the nutrition of their children and infants, particularly as exclusive breastfeeding rates are low among the Lebanese community (25 percent) and among displaced Syrians (34 percent).^{xxiv} Lebanon currently does not have a national infant and young child feeding policy to guide optimal child nutrition during the first two years of life.

Socio-economic vulnerabilities, exacerbated by a protracted emergency, have translated, according to UN reports, into an increase in the levels of violence against children and women. In addition there is an increase reliance on harmful practices, such as child marriage and engagement of children in the worst forms of child labour, including armed violence,⁵ as coping mechanisms,⁶ as well as a higher risk of traffickers preying on the heightened vulnerability of populations. The GoL constantly reaffirms its commitment to combat violence against children and women, in accordance with the applicable international and national laws. Joint efforts between the partners and Lebanon are needed in order to remedy this situation.

Persons with disabilities are at high risk of violence, discrimination and exclusion. These risks are exacerbated in protracted emergency settings and when there are no targeted interventions in place to aim at reducing inequities for those children living with disabilities. In Lebanon, a data gap on disability persists, limiting targeted interventions aimed at improving the situation for children and youth living with disabilities.

In terms of education, almost 500,000 displaced Syrian children registered in Lebanon are of school age, between 3 and 17 years old.⁷ Half of them – more than 250,000 children – remain out of school,⁸ along with 50,000 Lebanese of primary school age (6-14 years). The highest dropout rates among Syrian children are in the

(5) Trends of association of children with armed violence or conflict have been reported in the paragraphs on Lebanon of the UN Secretary-General's Annual Reports on Children and Armed Conflict covering 2009 (A/64/742-S/2010/181), 2010 (A/65/820-S/2011/250), 2012 (A/67/845-S/2013/245), 2013 (A/68/878-S/2014/339), 2014 (A/69/926-S/2015/409) and 2015 (A/70/836-S/2016/360).

(6) Based on evidence collected by UNICEF in conformity with its mandate.

(7) MEHE.

(8) MEHE estimates.

Poor urban neighborhoods



host **21%** of displaced Syrians



94.5% of displaced Syrians and
35.6% of Palestine Refugees from Syria
**moderately or severely
food insecure**



Over 250,000
displaced Syrian children
between 3 and 17 years old
remain **out of school**

Bekaa, where 78 percent of Syrian children are out of school. The out-of-school rates are highest among 15-to-18 year old Syrians, with one report finding that less than 3 percent of 15-18-years-old Syrians registered as refugees with UNHCR had enrolled in public secondary schools.^{xxv} As desperate families are forced to rely on their children to earn money, child labour becomes a major barrier to school enrolment and attendance.

Lebanon's hospitals and health centres have been overburdened by a sudden increase in utilization of up to 50 percent in some cases, greatly affecting their infrastructure and financial sustainability.⁹ While Lebanon remains polio-free, measles immunization coverage rates remain constrained. In addition, the lack of access to quality healthcare for poor and vulnerable populations in Lebanon has been accentuated by the Syrian crisis. While Palestine Refugees receive primary healthcare services and support for hospitalization through United Nations Relief and Works Agency for Palestine Refugees in the Near East (UNRWA), it is estimated that 28 percent of Lebanese and at least 70 percent of displaced Syrians are vulnerable and may require subsidies to access timely and adequate health care.^{xxvi} In 2016, 16 percent of Syrian displaced households who required primary health services were not able to access them, mainly for reasons of costs and fees.^{xxvii} Thus, supporting health facilities to cope with the caseload, and improving the overall resilience of the health system including affordable access to healthcare for vulnerable communities, is crucial for service delivery for displaced Syrians and vulnerable Lebanese. Health security, particularly as it relates to communicable diseases, is a rising concern, as Lebanon has experienced outbreaks of measles and mumps, as well as water-borne diarrhea that could significantly affect mortality and morbidity levels both among host and displaced populations.

On the water, sanitation and hygiene front, a World Bank Assessment (2013) identifies a deficiency in quantity

through water supply networks in Lebanon leading to chronic water shortages across the country. Water quality, including increasing salinity due to over extraction of groundwater, and bacteriological contamination of 33 percent of household supply (in 2004)^{xxviii} due to unsafe waste discharge, is simultaneously deteriorating, as evidenced in the GoL's MDG 2013 report. Although network coverage is high (80 percent), "unaccounted for" water (leakage) averages 48 percent, and supply continuity is low.^{xxix} Sanitation services are failing, causing environmental health problems, including contamination of water resources. The wastewater network coverage, of 60 percent,^{xxx} is higher than the average of the region, however only eight percent of all sewage generated is actually treated. This alarming water and sanitation situation, compounded by poor hygiene practices, has already had health impacts on children, with dysentery, Hepatitis A and typhoid being the leading types of communicable diseases, particularly among children under five.

The June 2010 Policy Paper for the Electricity sector adopted by the GoL identified a deficit in installed generating capacity, reaching only 61 percent of the instantaneous peak demand in summer. The Policy Paper recognized the critical needs of the electricity sector and outlined policies, investments and reforms aimed at increasing the level and quality of electricity supply, managing demand growth, decreasing the average cost of electricity production, increasing revenues and improving sector governance – all aimed at ultimately improving service delivery and reducing the fiscal burden that the sector places on public resources. In a recent study undertaken by the Ministry of Energy and Water and United Nations Development Programme (UNDP),¹⁰ the required increase in the production capacity in electricity as a result of the Syrian crisis (based on figures of 1.5 million and 1.1 million estimated displaced persons from Syria respectively) is estimated at around 450 MW to 320 MW.¹¹

(10) The study will be published at the end of 2016.

(11) These figures are approximate; a 10 percent margin of error should be considered at this stage until the final report is published in December 2016.

(9) MOPH utilization records, 2014, 2015.



Public hospitals

have accumulated
a **deficit** amounting to

US\$ 15 million

since the onset of the Syria
crisis (MoPH records)



Water system
treats only
8% of the **sewage**



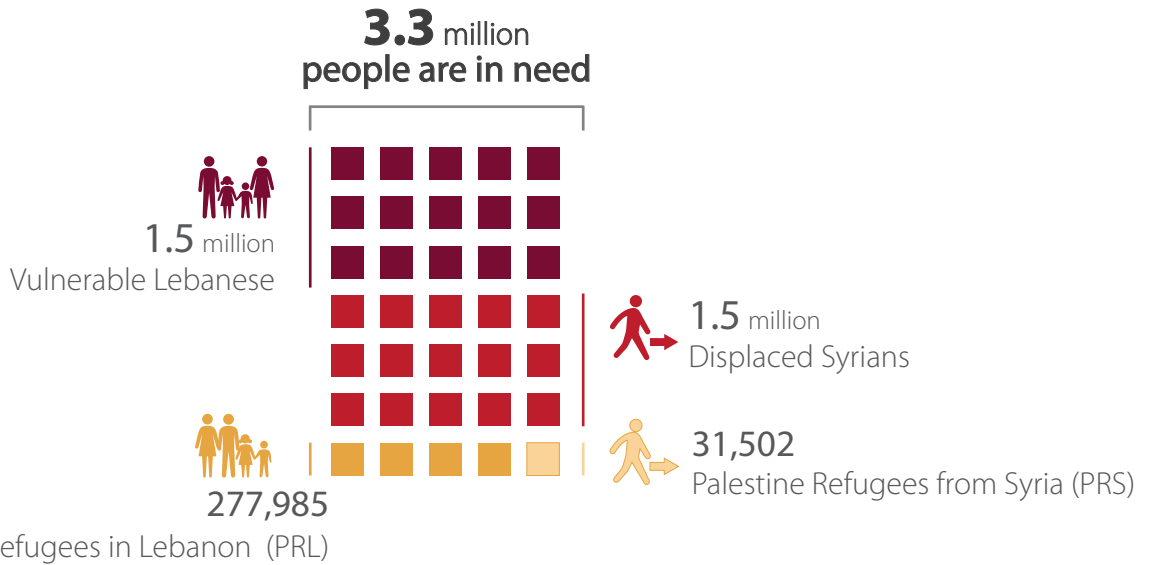
Water demand
increased by

28% since 2011

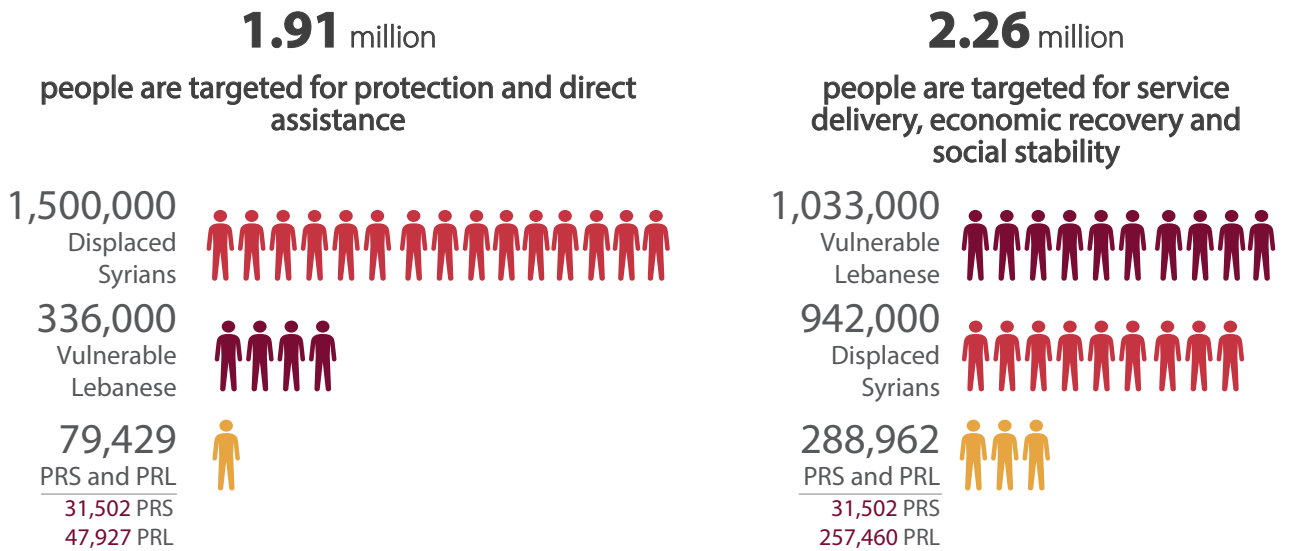
POPULATION IN NEED AND TARGETED



PEOPLE IN NEED



PEOPLE TARGETED



APPEALING PARTNERS BY SECTOR

Total of **104** appealing UN and NGO partners



Protection
61



Social Stability
51



Livelihoods
47



Health
43



Basic Assistance
42



Water
37



Education
32



Food Security
30



Shelter
28



Energy
13

RESPONSE STRATEGY

Strategic Objectives

As in the previous year, the GoL and national and international partners come together to deliver integrated and mutually reinforcing humanitarian and stabilization interventions.

The LCRP promotes the strategic priorities identified by the GoL and partners, with interventions aligned to national policies and strategies, responding to evolving needs, and seeking to complement and build on other international assistance in the country.

The response plan focuses on humanitarian assistance to vulnerable communities including persons displaced from Syria, vulnerable Lebanese and Palestinians, but also strongly seeks to expand investments, partnerships and delivery models for stabilization as a transition towards longer-term development strategies.

16



1 Ensure protection of vulnerable populations



2 Provide immediate assistance to vulnerable populations



3 Support service provision through national systems



4 Reinforce Lebanon's economic, social and environmental stability

1 Ensure protection of vulnerable populations



Recognizing that the imperative of protecting people lies at the heart of humanitarian action, this response objective aims to strengthen protection services and interventions for displaced persons from Syria and vulnerable populations, empower individuals and mainstream protection across all sectoral interventions. It promotes protection of, and access to, affected people in accordance with relevant instruments of international refugee and human rights law ratified by Lebanon.

- Ensure that persons displaced from Syria have access to legal status in accordance with Lebanese laws and regulations, while anticipating their return as the durable solution,¹ and while abiding by the principle of non-refoulement;²
- Continue granting access to Lebanon for exceptional humanitarian cases;
- Continue to work on solutions such as resettlement and other admissions to third countries;
- Continue facilitating access to civil documentation for persons displaced from Syria as per Lebanese laws, regulations and policies;
- Ensure tailored provision of protection and other services for persons with specific needs, such as persons with disabilities, older persons as well as for women and children;
- Build the capacity of Lebanese, Palestinian and Syrian communities to identify protection concerns, provide feedback on programmatic interventions, and contribute to the referral of cases to specialized service providers; and
- Support the GoL to enforce laws to prevent and address child abuse, sexual and economic exploitation and the worst forms of child labour.

(1) The position of the GoL is that any form of local integration is unconstitutional and therefore not an option. The Government considers that the only durable solution being pursued for displaced Syrians in Lebanon is their safe return to their country of origin in accordance with applicable norms of international law and taking into full consideration the vital interests of the host country. Resettlement to third countries are seen as a possible but partial solution.

(2) In any refugee situation, the ultimate goal for the United Nations is the realization of durable solutions to the plight of refugees. Durable solutions include voluntary repatriation in safety and dignity to the country of origin when conditions allow, local integration in the host country where possible, or resettlement to a third country.

2 Provide immediate assistance to vulnerable populations



This response objective addresses the immediate needs of the vulnerable populations (displaced Syrians, vulnerable Lebanese, Palestine Refugees from Syria and Palestine Refugees in Lebanon), prioritizing the most vulnerable through temporary solutions, with the aim to mitigate the rapid deterioration of social and economic conditions.

- Provide direct and targeted assistance to the most vulnerable populations to meet their survival needs including needs caused by displacement, ensuring complementarity across sectors;
- Reduce exposure to hunger, homelessness, health complications and disease outbreaks, violence, abuse and exploitation as well as the worst effects of poverty;
- Continue immediate and temporary service delivery in informal settlements, collective shelters, substandard dwellings and gatherings; and
- Continue to respond to emergency humanitarian needs as they arise through immediate and temporary interventions.

3 Support service provision through national systems³



This response objective will strengthen national and local capacities to meet the increasingly overwhelming service-related needs and seek to reinforce confidence in the equitable access to and quality of public services for vulnerable populations. It will aim to establish or upgrade basic public service infrastructure; strengthening service delivery in the most vulnerable communities affected by the crisis.

- Ensure all children, including children displaced from Syria, can access, learn and be retained in a quality learning environment (formal and non-formal),⁴ widening the absorption capacity of education premises (rehabilitation, expansion and construction), in addition to strengthening the education system to be able to cater to all children;
- Ensure support to vulnerable farmers via safety nets;
- Ensure that the most vulnerable Lebanese and displaced Syrians can access disease prevention interventions and affordable healthcare, with a

focus on accessibility and quality of services and controlling disease outbreaks;

- Protect the most vulnerable, especially children and women, older persons and persons with disabilities, and other minority groups at risk of violence (including abuse, exploitation and neglect), through:
 - increased outreach and responsiveness of community and institutional systems;
 - referrals and a full package of services, including appropriate support to survivors through a robust and coordinated national system; and
 - Expand safe water, sanitation, hygiene and energy for the most vulnerable Lebanese and persons displaced from Syria through reinforcing existing services.
- Scale up service delivery mechanisms that are cost-efficient, yet responsive to needs and offer clear benefits to all vulnerable communities; and
- Strengthen government ownership of investments made by supporting national planning and implementation, monitoring and management processes.

4 Reinforce Lebanon's economic, social and environmental stability



This response objective will strengthen productive sectors to expand economic and livelihood opportunities, benefiting local development and the most vulnerable communities. It will invest in mitigating the environmental impact of the Syrian crisis, ensuring actions are taken to avoid further degradation of the natural eco-system and its long-term sustainability. Furthermore it will invest in national and local capacities to promote dialogue that mitigates tensions and conflicts at municipal and local levels with a particular focus on youth and adolescents.

- Promote job creation and support businesses to generate income for local economies in poor areas benefiting all vulnerable communities, in accordance with Lebanese laws and regulations;
- Enhance the productive capacities of local micro, small and medium enterprises (MSME) and cooperatives through improving local economic infrastructure and supporting their capability to respond to market demands;
- Promote sustainable agriculture production by supporting vulnerable food producers and communities and improve agricultural livelihood activities;

(3) "National systems" is inclusive of national government and local institutions, NGOs/civil society and the private sector.

(4) Non-formal education is conceived as a means to bridge the gap with formal education.

- Reduce the impact of the crisis on Lebanon's environment with a particular focus on integrated solid waste management, water and wastewater management, use of renewable energy sources and energy-efficient products, protection of air quality, conservation of land use and ecosystems by strengthening the good management of natural resources and sustainable investments abiding by environmental regulations;
- Support government institutions and government partners to implement necessary economic, labour, social welfare, disaster risk management and environmental protection reforms;
- Address social and economic risks faced by Lebanese, displaced Syrians and Palestinian adolescents and youth with a particular focus on empowering young women and girls;
- Prevent social tensions within stressed communities by strengthening the capacities of government, local systems and mechanisms, and individuals to address critical needs and promote intra- and inter-community dialogue, with full respect for Lebanese laws and regulations; and
- Strengthen national emergency preparedness and response capacity.



Photo credit: El marj Public market , UNDP / Rana Sweidan 2016, El marj Public market - Lebanon Host Communities Support Project

Planning assumptions

Context: It is assumed that the crisis will continue in Syria pending a political solution. With the current measures at the Lebanese-Syrian border in place since early 2015 and visa regulations for onward travel to Turkey, the flow of persons displaced from Syria into and out of Lebanon is expected to be limited and the number of Syrians in Lebanon to remain stable.

Despite ongoing efforts, the vulnerability of individuals and institutions in Lebanon is worsening. There are growing concerns over the increasing negative coping strategies and dependence on external aid.

- The vulnerability of displaced Syrians is increasing with assets rapidly depleting and negative coping strategies on the rise. 52 percent of them live under the minimum survival requirements, 89 percent of Palestine Refugees from Syria and 65 percent of Palestine Refugees in Lebanon are living under the poverty line. As for Lebanese, approximately 10 percent live below the extreme poverty line;
- The crisis in Syria continues to have a negative impact on the economic development of Lebanon and the pressures felt by public systems. The World Bank estimates that Lebanon has incurred losses of US\$ 13.1 billion since 2012 as a result of the economic downturn, of which US\$ 5.6 billion pertains to 2015 alone. Unemployment levels and informal labour are on the rise, particularly in some of the country's poorest localities; in some particularly vulnerable areas, unemployment is twice the national average. The economic downturn has had a disproportionate effect on young people, with youth unemployment 3 to 4 times higher than the overall unemployment rate. Thus, investment in the strengthening of public systems and economic opportunities remains essential for Lebanon.

In accordance with the principle of international solidarity, the response will be developed based on needs, and partners will continuously seek feedback from the populations that they serve and address concerns about the response raised by the affected populations.

Governance: The LCRP underscores national leadership of the plan and reaffirms the international community's commitment to support and reinforce the response capacity of national/local institutions and national/local humanitarian actors.

Population planning figures: The LCRP addresses the very diverse needs of four target groups: 1.5 million vulnerable Lebanese; 1.5 million displaced Syrians; 31,502

Palestine Refugees from Syria; and 277,985 Palestine Refugees in Lebanon.

Funding trends: The calls for burden sharing continue through the development of a four year plan that asks for investment in Lebanon and support to the population that Lebanon hosts. At the same time, increasing advocacy with donor countries will focus on putting in place mechanisms that provide persons displaced from Syria humanitarian access to third countries, as well as mechanisms for economic development.

The international community should also bring essential support to Lebanon through other funding streams, including development assistance and other funding mechanisms, as it is assumed that the level of funding to the LCRP may not be sustained throughout the duration of the four-year plan.

Alignment with other planning frameworks

Key processes and frameworks with which the LCRP is aligned include:

- As the second edition of the LCRP, the 2017-2020 framework response is the successor to the LCRP 2015-2016. Within this four-year framework, this document seeks to expand the stabilization and development focus and facilitate the transition of crisis response to national structures and systems, while maintaining the integrated humanitarian and stabilization response to the projected protracted crisis.
- This medium-term planning framework aims to address national objectives and priorities for responding to the impact of the Syrian crisis in Lebanon through an overarching four-year strategic planning framework developed and implemented in collaboration with the GoL, the UN, national and international NGOs, and donors. Yearly appeals, including multi-year programmes, will be developed based on an annual review of needs.

The LCRP 2017-2020 is the Lebanon chapter of the **Regional Refugee and Resilience Plan 2017-2018** (3RP) led by UNHCR and UNDP. The 3RP is a regional plan that sets out the response to the humanitarian, protection and assistance needs of refugees from Syria and other impacted persons, communities and institutions in the five hosting countries of Turkey, Lebanon, Jordan, Iraq and Egypt. As a nationally-owned chapter of the 3RP, the LCRP is tailored to respond to the specific needs

of Lebanon and vulnerable populations within this ongoing regional crisis. It ensures that humanitarian and stabilization interventions are mutually reinforcing to deliver value, and emphasizes support to Lebanon's national capacities including its aid and assistance management efforts.

The LCRP specifically focuses on the impact of the Syrian Crisis in Lebanon and is complemented by a number of **multi-lateral and bi-lateral cooperation agreements** such as the EU-Lebanon Partnership Priorities and Compact 2016-2020, the World Bank Country Partnership Framework for Lebanon and, most notably, the UN Strategic Framework.

The shorter-term funding appealed for through the LCRP is complemented by the recently-established **Concessional Financing Facility (CFF)** currently benefitting Lebanon and Jordan. This facility is focused on providing concessional financing to middle income countries most affected by the presence of large numbers of displaced from Syria. With an initial focus on the Syrian crisis as it impacts Jordan and Lebanon, the CFF has been adapted to address the impacts of current and future refugee crises on a global scale. So far, US\$ 342 million has been pledged to the Concessional Financing Facility, which would leverage about 3-4 times this amount in concessional loans.

The LCRP is fully aligned with, and complementary to, the **2017-2020 United Nations Strategic Framework (UNSF)**, the UN's cooperation framework with Lebanon, which provides the overall vision for UN-wide engagement in-country, implemented through the country programmes of its UN Agencies, Funds and Programmes. The UNSF articulates the UN's support to the GoL towards achieving the following priorities: (i) all people in Lebanon have peace and security; (ii) Lebanon enjoys domestic stability and practices effective governance; and (iii) Lebanon reduces poverty and promotes sustainable development while addressing immediate needs in a human rights/gender sensitive manner. The UNSF reaffirms humanitarian principles in relation to the impact of the Syrian crisis, including the needs of over 1 million displaced Syrians, and acknowledges the continued requirement for the LCRP that supports displaced Syrians while also strengthening the resilience of local institutions and host communities to manage the current situation. UN support for the 2017-2020 LCRP is outlined in the UNSF.

The LCRP incorporates priority measures articulated in the **GoL's 2013 Roadmap of Priority Interventions for Stabilization** from the Syrian Conflict and its updated projects, and furthers its three objectives: (i) to restore and expand economic and livelihood opportunities for vulnerable groups; (ii) to restore and

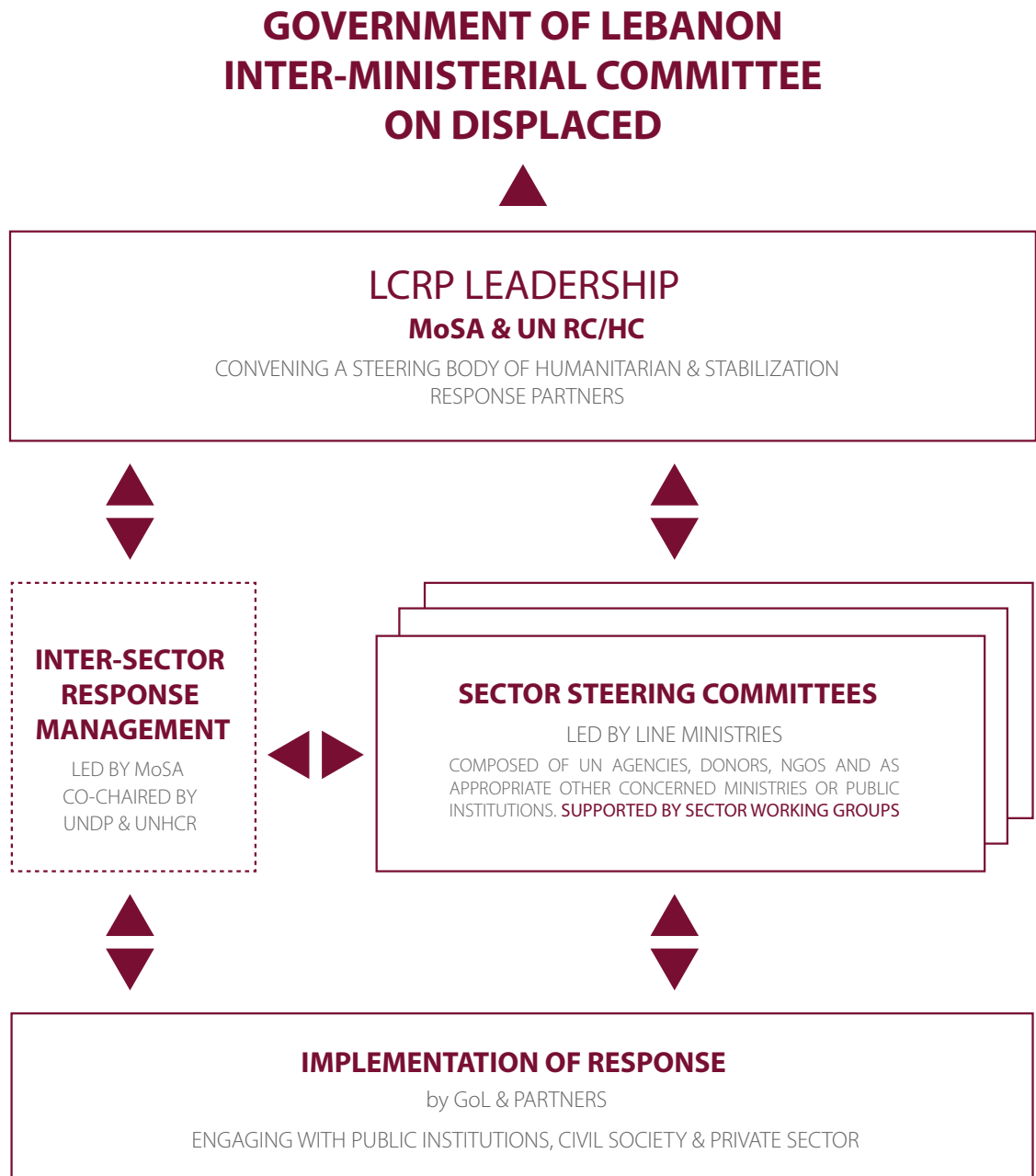
build resilience in equitable access to and quality of sustainable public services; and (iii) to strengthen social stability. Programmes implemented directly by MEHE, MoSA, MoEW, and MoPH are represented in the LCRP's results matrix. All LCRP projects investing in Lebanon's capacities are linked to needs articulated in the Roadmap, particularly the first two tracks.

The LCRP aligns with the **GoL's strategies** and contains interventions developed as part of the regional No Lost Generation strategy (NLG), specifically through support to the RACE II Strategy, and other sectoral investments in protection, psychosocial support and skill development for children, adolescents and youth, such as the Ministry of Social Affairs (MoSA)' National Plan to Safeguard Children and Women in Lebanon (MoSA NP). The LCRP Education and Protection sectors contain the GoL-endorsed budget for RACE and the MoSA NP implementation in 2016, captured through UN agencies, donors and participating NGOs, and the funding appeals by MEHE and MoSA, with a view to moving to full government implementation.

The LCRP is coherent with the **Dead Sea Resilience Agenda** endorsed at the Resilience Development Forum held in Jordan in November 2015, which brought together representatives of governments of countries affected by the Syrian crisis, the UN, international and national NGOs, the donor community and the private sector to discuss key guiding principles and elements of a medium-term regional response.

Many LCRP projects also integrate the principles of the **UN Sustainable Development Goals**, a set of globally-agreed goals to end poverty, protect the planet and ensure prosperity for all as part of a new sustainable development agenda.

Integrated response management⁵



(5) This structure is subject to possible future amendments following the change of government in Lebanon.

Governance mechanism

The 2017-2020 LCRP will continue to ensure that the coordination structure aligns with both the stabilization and humanitarian dimensions of the response under the overall leadership of the Minister of Social Affairs and the UN Resident Coordinator/Humanitarian Coordinator.⁶

Inter-Sector Working Group: LCRP sectors are coordinated through the Inter-Sector Working Group led by MoSA, a mechanism that reports to the leadership body of the LCRP and includes LCRP sector leads from line ministries, as well as sector coordinators, and key response partners as per the terms of reference of the Inter-Sector Working Group. In accordance with their specialized mandates, UNHCR and UNDP act as co-chairs. This mechanism reports to the LCRP Steering Committee, co-chaired by the Minister of Social Affairs and the UN Resident/Humanitarian Coordinator, and includes technical Government ministries⁷ and key response partners from the UN, donors and NGOs.

Sector Steering Committees are supported by sector working groups from the involved national and international partners that contribute to the technical and operational coordination of sector-specific issues including monitoring of progress and sharing of information, experiences and challenges. Sector working groups will report to the Sector Steering Committees, and will not duplicate the functions of the latter. Relevant terms of reference have been revised in 2016 to reflect these roles, responsibilities and reporting lines (see the TORs in annex).

Aid coordination: efforts are ongoing to improve aid management to assist in coordinating GoL/donor/UN/

World Bank priorities, and in tracking funding against those priorities.

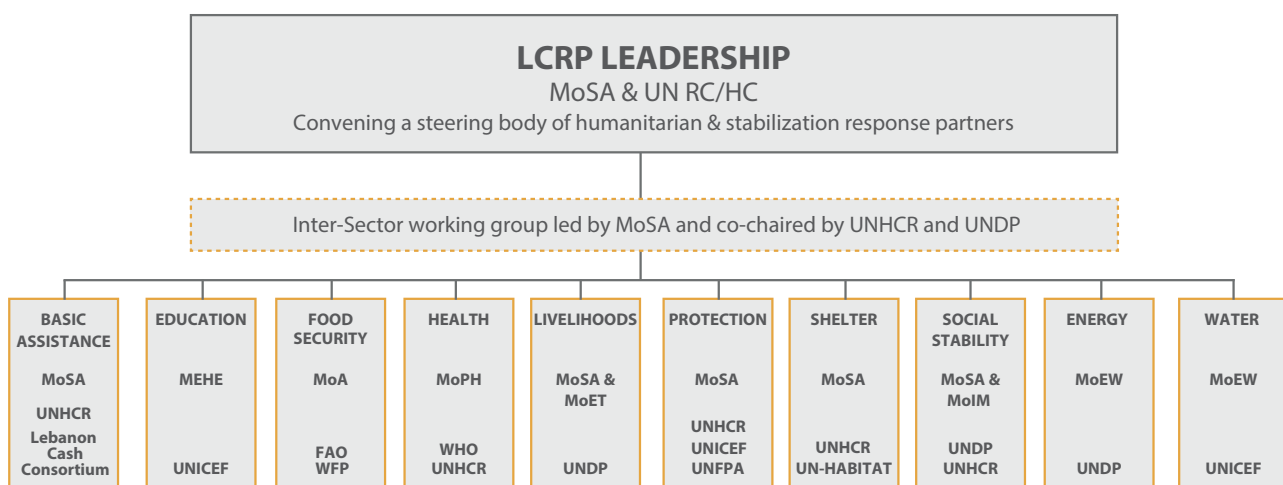
Implementation Framework

Authority & Accountability: The GoL's Inter-Ministerial Committee is the highest national authority for international partners supporting the crisis response inside Lebanese territory, including through the LCRP, in accordance with Lebanese laws and regulations as well as applicable international law.

Oversight: The MoSA is mandated by the Inter-Ministerial Committee to oversee the Government's response to the crisis in Lebanon. The LCRP steering committee is co-chaired by the Minister of Social Affairs and the UN Resident/Humanitarian Coordinator, and includes participation of key ministries and other public institutions, humanitarian and stabilization partners across the UN, national and international NGOs, and donors.

Planning and Coordination: LCRP activities will be coordinated by line Ministries through Sectoral Steering Committees, and sector working groups with support of sector-coordinating UN agencies, donors, the World Bank and NGO partners – also engaging Lebanon's civil and private sectors where necessary. LCRP progress and strategies will be steered by the GoL through MoSA in collaboration with the UN, represented by the UN Resident/Humanitarian Coordinator (supported by the Office for Coordination of Humanitarian Affairs (OCHA)), with the key ministries and the lead UN agencies for refugees and stabilization responses (UNHCR and UNDP respectively).

The current structure and management of LCRP sectors is organized nationally as below, with similar counterpart structures operating in five operational areas of Lebanon.



(6) The Resident/Humanitarian Coordinator is accountable for oversight of humanitarian and development responses in countries through the Inter-Agency Standing Committee for coordination of humanitarian action and the Delivering-As-One initiative of the UN Secretary-General. Under these principles, lead agencies for specific sectors in Lebanon are accountable for representing the interest of their sectors at every level of response management.

(7) MoIM, MoSA, MoL, MoPH, MoFA MEHE, MoET, MoA, MoEW, MoE, PMO, HRC, and CDR.

Financing the LCRP

The financing of the LCRP presents an opportunity to strengthen aid architecture and harmonization in Lebanon. Acute needs (primarily for the displaced from Syria) will continue to be funded on an appeal basis, both bilaterally and through pooled funds such as the Lebanon Humanitarian Fund (LHF), the Multi-Partner Trust Fund (MPTF) managed by the World Bank, and the UN-managed Lebanon Recovery Fund (LRF) chaired by GoL. LCRP projects can also be supported through contributions to other Lebanese Ministries and UN programmes (e.g. RACE, MoSA NP, LHSP) which also enable greater coherence and promote joint programming. Cost-sharing opportunities will be explored with the Government, along with public-private partnerships, to support government implementation of Roadmap projects. The introduction of an overall

Lebanon Aid Tracking System, building on existing systems, will also enable better planning of investment coordination between the GoL and its international partners – including members of the Gulf Cooperation Council – to ensure a predictable level of support to communities. Further efforts will focus on broadening the diversity of funding, including through donors from the MENA region and other partners.

Communicating the LCRP

The LCRP will be supported by a government-led integrated multi-agency communication strategy. Priorities will include: (i) maintaining international momentum in support of Lebanon's stability and finding durable solutions to the crisis; (ii) fostering an international sense of accountability for Lebanon's vulnerable populations; (iii) strengthening government

Principles for LCRP

Planning

The LCRP steering committee guides the allocation of un-earmarked funding and other resources among the sectors following participatory consultations with the relevant stakeholders, and in a timely manner.

In line with the LCRP Steering Committee guidance, Sector Steering Committees ensure alignment of un-earmarked funding to key priorities and underfunded needs of the LCRP. For un-earmarked funding, sector steering committees recommend to the relevant donors on the allocation of funding, working through funding instruments such as the Lebanon Recovery Fund. Appealing partners commit to use earmarked funding in coordination with sector steering committees and in adherence to agreed LCRP sector outcomes and outputs. The LCRP partners review progress on agreed objectives and impact through regular and ad hoc meetings of sector steering committees and the LCRP steering committee.

As appropriate, line ministries should be involved to ensure conformity with national technical standards.

In an attempt to avoid duplication of efforts, a dual coordination structure should be avoided, and a sector coordination system involving all relevant LCRP partners should be utilized in a systematic manner for planning purposes.

Implementation

Sector steering committees provide relevant information and facilitate operation of partners for successful implementation of projects.

Information sharing and tracking

Appealing partners are responsible for reporting fully and in a timely manner on funding and other resources received through agreed coordination and reporting mechanisms that are systematic and transparent.

Funding and other resources received and/or committed should be reported to the LCRP steering committee.

LCRP implementing partners are responsible for reporting on a monthly basis to the relevant sector steering committee on the progress/achievements of the activities that they are implementing.

Sector steering committees report on progress/achievements to the LCRP steering committee. The format, content and frequency of reports will be decided at the start of the implementation period.

leadership of Lebanon's assistance frameworks; (iv) fostering intercommunal understanding and acceptance; and (v) joint messaging on key achievements and critical needs.

Principles of partnership and accountability

As a basis for addressing its key priorities, strengthening partnership and enhancing the overall effectiveness of the LCRP, several core principles and commitments have been agreed to between the GoL and its international partners in order to:

- Enhance the effectiveness and transparency of the LCRP, and the predictability of funding, by complementing its guiding principles;
- Provide guidance, applicable to all LCRP partners, for a timely, effective and coordinated response by clarifying requirements with respect to key functions and processes: information sharing and tracking, planning and implementation; and
- Ensure synergies between national planning and partner responses by: aligning LCRP efforts with national strategies and agreed plans; and enabling the line ministries to take a stronger role in leadership and coordination at the national and local levels, while benefiting from the support of the UN, donors and NGOs.

24

Cross-cutting issues

The five following cross-cutting issues are mainstreamed across sectors under the LCRP, as they have been designated as key priorities by all partners.

Gender

Achieving gender equality and eliminating gender-based violence is one of the Sustainable Development Goals (SDGs) of the 2030 Agenda for Sustainable Development. Efficiently mainstreaming gender requires assessing the implications of any planned action for women, girls, men and boys, as well as making their concerns and experiences an integral dimension of the design, implementation, monitoring and evaluation of policies and programmes in all spheres.⁸

Furthermore, recognizing that gender-based violence (GBV) represents a particular challenge in humanitarian contexts and that preventing and responding to GBV constitutes a collective accountability, the LCRP ensures risk mitigation across all sectors of intervention.

Youth

The 2017- 2020 LCRP prioritizes mainstreaming youth programming as a clear and harmonized component within its different relevant sector plans. The main goal of the youth components is to foster economically, personally and socially active and resilient youth in order to increase education, entrepreneurship, empowerment, participation and civic engagement of this population cohort.

Building on the LCRP 2015-2016, partners are expanding their focus on youth programming across all sectors to provide this vulnerable and marginalized group with a holistic and harmonized package of services. These initiatives will aim to motivate youth to positively influence their peers and communities. As such, youth programming has been expanded under the livelihood sector through job creation, increase market-based skills training and employability, apprenticeships, income-generation opportunities and innovation and entrepreneurship programmes. The LCRP Education sector tackles youth challenges through increasing their access to formal education, vocational training and regulated non-formal education programmes. The Social Stability sector has defined a clear output for the active role of youth in stabilizing and building resilience in their communities and among their peers. Finally, the Protection sector has further detailed a focus on youth at risk of engagement in risky behaviors, ensures provision of psychosocial support and address gender-based violence, in addition to building community referral and response mechanisms for at-risk girls and boys.

Environment

Building on the 2015-2016 LCRP strategy, Environment remains a priority sector and a key area for mainstreaming within the new LCRP. Under the LCRP 2017-2020, the Ministry of Environment (MoE), with the support of the GoL and UN agencies in charge of the Inter-sector Working Group, namely MoSA, UNDP, UNHCR and OCHA, will lead an Environment Task Force (cf. the ToRs in Annex 7) with the aim of addressing priority environmental impacts and mainstreaming environmental considerations into stabilization activities and projects. In order to do this, MoE will adopt a two-level approach:

- Ensure the mainstreaming of environmental safeguards in emergency relief and stabilization activities and ensure that the institutional capacities of the MoE are enabled to continue the assessment and monitoring of the environmental impacts of the Syrian conflict and the provision of relevant technical guidance for environmental interventions; and
- Cooperate with all concerned LCRP sectors in the

(8) See full definition of gender mainstreaming in the ECOSOC agreed conclusions 1997/2.

identification and implementation of environmental interventions, with a specific focus on priority sectors in 2017 (Social stability, Food security, Water, Energy) and aim for a further roll-in of other additional sectors as appropriate.

Conflict sensitivity

Given the complex social fabric of Lebanon and the political impact of the Syrian conflict on the domestic scene, the response in Lebanon's most vulnerable localities both shapes conflict dynamics and is shaped by them. This must be taken into account in all interventions through a conflict-sensitivity approach that can be characterized as 'do-no-harm' applied to a conflict context. This approach is generally defined as organizations: (a) understand the context in which they operate, particularly conflict dynamics as well as causes and drivers of tensions; (b) understand the interaction between the context and their intervention; and (c) act on this understanding in order to minimize negative impacts and maximize positive impacts on conflict.

Conflict sensitivity is fully incorporated into the LCRP: each sector strategy analyzes what potential adverse effect the strategy could have as well as how to maximize the sector's contribution to social stability, which in turns guides partners' respective programmes. In addition, regular information on tension trends and risks are provided to partners, and regular training on conflict-sensitivity programming are provided both to front line workers and programme management staff to ensure that they are able to adjust their programmes accordingly.

Urban Neighbourhoods

Hosting one out of five displaced Syrians and already strained by high levels of deprivation, inadequate access to basic services and social stability challenges, poor urban neighbourhoods have been particularly impacted by the Syrian crisis.

By expanding multi-sectoral needs analysis, such as the already ongoing Neighbourhood Profiles developed in 2015-2016, partners will expand their coverage into urban areas and look at addressing gaps using a coordinated and comprehensive approach.

Accountability to affected populations

LCRP partners will continue to ensure that the response engages affected populations in both local programme design and implementation, including where possible regular visits aimed at obtaining feedback from vulnerable communities on needs, targets and the effectiveness of LCRP interventions. Plans in 2017-2020 will facilitate access of affected populations to

communication processes in which they are able to ask questions, provide feedback and contribute to discussions about current and longer-term strategies.




Photo credit: OCHA, Saida, 2016

MONITORING AND EVALUATION

Reinforced and objective monitoring and evaluation (M&E) is critical to improving effectiveness and accountability. An M&E framework for 2017-2020 will be developed to provide a multi-year framework for measuring progress in implementation, ensuring transparency, and facilitating strategic and programmatic adjustments. The M&E framework will also facilitate the identification and analysis of challenges to date, in order to inform future planning. In addition, partners will explore further avenues for independently evaluating the overall response.

M&E will be coordinated and managed at all three levels of the LCRP institutional and coordination architecture:

- At the sectoral level, individual appealing/implementing partners will be responsible for reporting updates on progress and resources allocated/used against sector strategies and corresponding results frameworks, using ActivityInfo. These will be provided to the sectoral steering committees, which will be responsible for review and preparing periodic monitoring and progress reports (see below).
- At the inter-sectoral level, the Inter-Sector Working Group is responsible for monitoring progress across the LCRP against sector outcomes and outputs. It reports to the LCRP Steering Committee.
- The LCRP Steering Committee will periodically review progress on LCRP implementation to inform its discussions and decisions on overall strategy and implementation issues.

Monitoring and evaluation products: A number of M&E products will be developed during the course of 2017-2020, including quarterly sectoral dashboards and monthly inter-sectoral dashboards.

Tracking and information management system: The 2017-2020 Lebanon Crisis Response Plan will continue to be monitored through ActivityInfo, which reports against a standard set of indicators agreed by the sectors. At the same time, the GoL and its international partners will examine options for strengthening existing tools and system to make them more accessible, improving compatibility with existing government-aid-coordination mechanisms, and expanding analytical and reporting functionality.

Financial tracking and reporting: Funds for LCRP programmes will be received and programmed in three ways: 1) bilaterally through government ministries and institutions; 2) through UN/NGO response partners; and 3) through pooled funding arrangements. MoSA, supported by the UN Resident/Humanitarian Coordinator, and in collaboration with key Inter-Ministerial Committee ministries, will report on funds received for the LCRP as part of its quarterly and annual reporting to the Crisis Cell, based on consolidated information captured in existing financial tracking systems. All humanitarian contributions to the LCRP through government and response partners will be captured through the financial tracking system managed by OCHA. Lebanon's aid coordination platform is currently being strengthened, and the LCRP financial tracking will feed into an overall Lebanon Aid Tracking System currently being developed by the MoSA and the Ministry of Finance with the support of the Resident/Humanitarian Coordinator Office to improve management of multi-lateral and bilateral funding received in Lebanon or funding committed.

Review: Every year, mid-year and final reports on the LCRP appeal will be presented by MoSA, supported by the Resident/Humanitarian Coordinator, under the auspices of the key Inter-Ministerial Committee. As part of this process, the scope of the LCRP will be reviewed to ensure that responses continue to match evolving needs and the increasing level of development support outside the LCRP. The GoL and its partners will review the progress of the LCRP in a process supported by the inter-sector mechanism and coordinated under the leadership of MoSA and the UN Resident/Humanitarian Coordinator, with support from the key Ministries, UNDP, UNHCR, OCHA and other key response partners. The mid-year consultation will set the direction for the second half of the year and inform the next appeal.

Strategic Objectives indicators

Strategic Objective 1: Ensure protection of vulnerable populations		
Key Indicators	Target 2017	Primary sector
Number of individuals who benefitted from counseling, legal assistance and legal representation regarding civil registration including birth registration, marriage and divorce	70,000 individuals	Protection
Percentage of individuals with legal stay	50%	Protection
Number of individuals who benefitted from counseling, legal assistance, and legal representation regarding legal stay	40,000 individuals	Protection
Number of individuals with special needs identified and assessed	32,560 individuals	Protection
Number of women, girls, men and boys at risk and survivors accessing SGBV prevention and response services in safe spaces	140,000 individuals	Protection
Number of boys and girls assisted through case management services	23,052 individuals	Protection
Number of girls, boys and caregivers sensitized on key child protection issues	61,3289 individuals	Protection
Number of MSMEs incorporating child labour safeguards	tbd	Livelihoods
Strategic Objective 2: Provide immediate assistance to vulnerable populations		
Key Indicators	Target 2017	Primary sector
Percentage of severely economically vulnerable households receiving cash assistance	100%	Inter-Sector
Percentage of assisted severely economically vulnerable households report being able to meet their basic survival needs	90%	Basic Assistance
Number of socio-economically vulnerable households assisted	240,276 individuals	Basic Assistance
Percentage of vulnerable household provided seasonal assistance	100%	Basic Assistance
Percentage of assisted households affected by seasonal shocks who are able to meet their additional basic survival needs	100%	Basic Assistance
Percentage of targeted households with borderline or acceptable Food Consumption Score	tbd	Food Security
Number of affected people assisted with temporary access to adequate quantity of safe water for drinking and domestic use	1,764,966 individuals	Water
Percentage of vulnerable population groups having access to adequate shelters	84% Syrians, 100% PRS, 100% PRL, 16,7% Lebanese	Shelter
Number of targeted vulnerable persons employed through public infrastructure and environmental assets improvement (30% women)	37,651 individuals	Livelihoods

Strategic Objective 3: Support service provision through national systems

Key Indicators	Target 2017	Primary sector
Number of subsidized primary healthcare consultations	2,214,286 consultations	Health
Number of persons who received subsidized hospital services	130,202 individuals	Health
Percentage increase of households to access sustainable and safe water	5%	Water
Percentage increase of households with access to safely managed wastewater	~5%	Water
Number of students (aged 3 - 18) enrolled in formal education	211,411 Syr/ 5,251 PRS/ 6,200 PRL/ 200,970 Leb	Education
Number of public school buildings that meet MEHE's Effective School Profile (ESP) standards	160 schools	Education
National Social Safety Net Strategy in place (Y/N)	Yes	Basic Assistance
Number of strengthened municipalities, local institutions and local NGOs assisting the shelter response	40 institutions	Shelter
Percentage of vulnerable populations with improved supply hours of electricity	18%	Energy
Number of targeted villages benefiting from improved infrastructure and environmental assets	251 villages	Livelihoods
Number of municipalities benefiting from municipal services projects	244 municipalities	Social Stability
Number of municipalities with access to sorting facilities having environmentally sound solid waste management systems	50 municipalities	Social Stability
Number of municipalities piloting community policing	10 municipalities	Social Stability
Number of public institution personnel benefitting from training	24,205 individuals	Inter-Sector
Number local organizations and MoSA SDCs supported to provide quality services	70 institutions	Protection

Strategic Objective 4: Reinforce Lebanon's economic, social and environmental stability

Key Indicators	Target 2017	Primary sector
Number of policies, strategies and plans amended, drafted, formulated and/or proposed to the Government to support the response	78	Inter-Sector
Number of new Lebanese MSMEs established (functional after 6 months)	1,215 MSMEs	Livelihoods
Number of targeted Lebanese MSMEs that report increased profitability, improved production as a result of programme activities	2,750 MSMEs	Livelihoods
Number of job created/maintained	7,908 jobs	Livelihoods
Number of value chains valorized and/or being upgraded	25 value chains	Livelihoods
Number of municipalities maintaining social stability through improved service provision and conflict prevention efforts	150 municipalities	Social Stability
Number local mechanisms promoting social stability established and linked to central level	193 mechanisms	Social Stability
Number self-functioning dialogue and conflict prevention initiatives	61 initiatives	Social Stability
Number youth volunteers involved in initiatives at programme closure (target 50% young women)	14,307 individuals	Social Stability
Number of farmers supported for enhanced farming production	tbd	Food Security
Number of individuals employed in agriculture sector	8,500 Syr/ 750 PRS/ 750 Leb	Food Security
Number local agricultural associations supported/created (eg: cooperatives, farmers groups...) for improved agricultural livelihoods	50 associations	Food Security
Percentage of vulnerable populations with access to sustainable renewable energy	6%	Energy
Percentage of vulnerable populations with access to energy efficient products	4%	Energy

Endnotes

- i. Extract of the Lebanon Statement of Intent, presented at the London Conference: Supporting Syria and the Region, February 2016, London.
- ii. World Bank (December 2012), *Republic of Lebanon: Good Jobs Needed: The Role of Macro, Investment, Education, Labor and Social Protection Policies ("Miles")*, Report no. 76008-LB.
- iii. Aktis Strategy (12 May 2016), *Impact Evaluation Report: Lebanon Host Communities Support Project*.
- iv. Deutsche Gesellschaft für Internationale Zusammenarbeit – GIZ (2016), *Employment and Labour Market Analysis (ELMA): Lebanon*. p.30 (source cited: KILM 2015).
- v. United Nations, General Assembly (5 August 2016), Draft New York Declaration for the 19 September high-level meeting of the General Assembly on addressing large movements of refugees and migrants, New York.
- vi. London Conference: Supporting Syria and the Region (February 2016): Lebanon Statement of Intent, London.
- vii. *United Nations Strategic Framework (UNSF) for Lebanon 2017-2020*, paragraph 23.
- viii. UNHCR, UNICEF, WFP (2016), *Vulnerability Assessment of Syrian Refugees 2016*, Lebanon.
- ix. World Bank (2013), *Lebanon: Economic and Social Impact Assessment of the Syrian Conflict*. Report No. 81098-LB,
- x. GoL, United Nations, *Lebanon Crisis Response Plan 2015-2016: Year Two*.
- xi. UNHCR, UNICEF, WFP (2016), *Vulnerability Assessment for Syrian Refugees 2016*, Lebanon.
- xii. American University of Beirut, UNRWA (2016), *Survey on the Socioeconomic Status of Palestine Refugees in Lebanon: 2015*.
- xiii. UNHCR, UNICEF, WFP (2016), *Vulnerability Assessment of Syrian Refugees 2016*, Lebanon.
- xiv. Ibid.
- xv. Ibid.
- xvi. London Conference: Lebanon Statement of Intent, presented at the London Conference: Supporting Syria and the Region, February 2016, London.
- xvii. UNHCR, UNICEF, WFP (2016), *Vulnerability Assessment of Syrian Refugees 2016*, Lebanon.
- xviii. American University of Beirut, UNRWA (2016), *Survey on the Socioeconomic Status of Palestine Refugees in Lebanon: 2015*.
- xix. UNHCR, UNICEF, WFP (2016), *Vulnerability Assessment of Syrian Refugees 2016*, Lebanon.
- xx. Inter-Agency Lebanon Quarterly Dashboard, Shelter sector January-May 2016.
- xxi. UNHCR, UNICEF, WFP (2016), *Vulnerability Assessment of Syrian Refugees 2016*, Lebanon.
- xxii. American University of Beirut, UNRWA (2016), *Survey on the Socioeconomic Status of Palestine Refugees in Lebanon: 2015*.
- xxiii. Lebanon, Ministry of Agriculture, FAO, REACH (2015), *Food Security and Livelihoods Assessment of Lebanese Host Communities: Assessment Report*, Lebanon.
- xxiv. UNICEF (2016), *Situation Analysis of Women and Children*, Lebanon.
- xxv. Human Rights Watch (2016), *Growing up Without an Education: Barriers to Education for Syrian Refugee Children in Lebanon*.
- xxvi. Lebanon, Ministry of Social Affairs, National Poverty Targeting Program estimates and UNHCR, UNICEF, WFP (2016), *Vulnerability Assessment of Syrian Refugees 2016*, Lebanon.
- xxvii. UNHCR, UNICEF, WFP (2016), *Vulnerability Assessment of Syrian Refugees 2016*, Lebanon.
- xxviii. UNDP (2013), *Lebanon Millennium Development Goals report 2013*.
- xxix. Lebanon, Ministry of Energy and Water (2010), *National Water Sector Strategy: A Right for Every Citizen, a Resource for the Whole Country*. (Resolution No.2, date 09/03/2012).
- xxx. Ibid.
- xxxi. London Conference: Supporting Syria and the Region (February 2016), Lebanon Statement of Intent, London.
- xxxii. Deutsche Gesellschaft für Internationale Zusammenarbeit – GIZ (2016), *Employment and Labour Market Analysis (ELMA): Lebanon*. p.30 (source cited: KILM 2015).
- xxxiii. SDG 5, 2030 Agenda for Sustainable Development, adopted in September 2015 and entered into force on 1st January 2016. United Nations, General Assembly (12 August 2015). Draft Outcome Document of the United Nations Summit for the Adoption of the Post-2015 Development Agenda. A/69/L.85.
- xxxiv. United Nations Global Protection Cluster and Inter-Agency Standing Committee (2015), *Guidelines for Integrating Gender-Based Violence Interventions in Humanitarian Action: Reducing Risk, Promoting Resilience and Aiding Recovery*.



PART II

OPERATIONAL RESPONSE PLANS

BASIC ASSISTANCE
EDUCATION
ENERGY
FOOD SECURITY
HEALTH
LIVELIHOODS
PROTECTION
SHELTER
SOCIAL STABILITY
WATER



BASIC ASSISTANCE SECTOR

PEOPLE IN NEED	
	2,241,000
PEOPLE TARGETED	
	1,276,000
REQUIREMENTS(US\$)	
	2017 571.5 million
	2018 571.5 million
PARTNERS	
	42
GENDER MARKER	
	2a
CONTACTS	
LEAD MINISTRY	
Ministry of Social Affairs (MoSA)	
Hadi Haddad	
hadi_haddad@live.com	
COORDINATING AGENCIES	
UNHCR and Lebanon Cash Consortium	
Khalil Dagher	
dagherk@unhcr.org	
Mirdza Abele	
Mirdza_Abele@wvi.org	

SECTOR OUTCOMES

Outcome #1

 \$380.3 m

The ability of the socio-economically vulnerable population, including female headed households, to meet their basic survival needs is increased

Indicators

% of population who is severely economically vulnerable

% of assisted severely economically vulnerable households report being able to meet their basic survival needs

Outcome #2

 \$191 m

Populations affected by seasonal hazards and emergencies are able to secure additional basic survival needs

Indicators

% newly displaced households who are provided basic assistance

% of assisted households affected by seasonal shocks who are able to meet their additional basic survival needs

Outcome #2

 \$200,000


National Poverty Targeting Programme (NPTP) Supported and Capacitated

Indicators

Increased knowledge on vulnerability assessments and targeting among NPTP social workers

National Social Safety Net Strategy in place

POPULATION BREAKDOWN

POPULATION COHORT	PEOPLE IN NEED	PEOPLE TARGETED	52% Female  48% Male 	
 Lebanese	528,574	176,500	87,754	88,746
 Displaced Syrians	1,500,000	1,065,000	553,800	511,200
 Palestine Refugees from Syria	31,502	31,502	15,909	15,593
 Palestine Refugees in Lebanon	180,690	3,200	1,616	1,584

Situation analysis and context

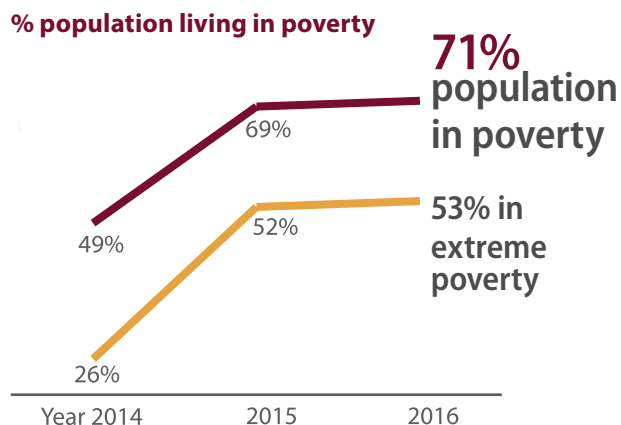
1.1 Displaced from Syria: high needs and poor means

Persons displaced from Syria¹ have reached a critical situation portrayed by a progressive dwindling of resources, depletion of assets and savings, and restricted access to income generation opportunities. Households in such situations face an inability to secure basic needs such as food, adequate shelter, and basic domestic items for their households including clothes and home supplies, as well as access to healthcare and education. Given their age-specific vulnerabilities, children are especially affected by deteriorating living conditions of their households.

During winter (from November to March), these needs increase as average temperatures in Lebanon drop and range between 10°C and -5°C at high altitudes, exposing the most vulnerable of the population to cold and hardship.

For instance, the most vulnerable displaced Syrians live in poor quality and unprotected shelters² that need ceiling off kits, plastic sheeting for the tents, stoves and fuel for heating, winter clothes and blankets, as well as additional food to cover the required caloric intake. The coverage of those additional needs range between US\$ 70 and \$150 per month.ⁱ

Over the past five years, the percentage of displaced Syrian households living below the poverty line (\$3.84/capita/day) has been increasing.³ In 2016, 71 percent live in poverty, compared to 69 percent in 2015 and 49 percent in 2014. A further 53 percent is deemed severely socio-economically vulnerable, that is, currently living below a survival minimum of \$435/month for a household of five.⁴ⁱⁱ



(1) Displaced Syrians and Palestine Refugees from Syria.

(2) Around 80% of poor households live in substandard conditions as per the Interagency 2015, Households Profiling Questionnaire Data.

(3) With support from donors and in cooperation with NGO partners, an annual 'Vulnerability Assessment for Syrian Refugees (VASyR)' framework was established in 2013, led by WFP and carried-out jointly with UNHCR and UNICEF. VASyR provides an annual multi-sectoral vulnerability assessment that determines planning figures for sectors prioritizing households based on socio-economic vulnerability and poverty.

(4) The survival minimum is captured by an expenditure model developed by a group of cash actors in an attempt to quantify the survival levels and expenditure categories needed per month to survive in Lebanon with dignity. Expenditure baskets vary according to different periods and living conditions. Existing values represent an estimation calculated in 2014.

Almost three quarters of displaced Syrian households are applying severe coping mechanisms, with an increased rate in irreversible strategies such as selling household goods and productive assets, land, and houses in Syria. Poor economic situation of households, coupled with costs associated with sending children to school (transportation costs, cost of supplies and opportunity costs) have meant that many families do not enrol children in school in favour of having them provide economic support to their families. Data from the household profiling exercise⁵ of Syrians registered with UNHCR as refugees (reaching 75 percent of the registered population by December 2016), confirm these trends.ⁱⁱⁱ

More than 90 percent of visited households had borrowed money in the previous 30 days to purchase food, pay their rent, and access healthcare. Those needs represent, on average, 75 percent of the total expenditures per month. Food vouchers alone were considered the main livelihood source for 54 percent in 2015, an increase of 14 percent over 2014.⁶

91% of displaced Syrian households have debt

Furthermore, the percentage of households in debt has reached 91 percent, an increase of two percent since 2015, and 24 percent since 2014. The average cumulative debt is as high as \$857 (roughly twice the value of the survival minimum), an increase of \$15 from the previous year and \$195 from 2014.^{iv}

Displaced Syrians tend to share resources with each other as part of a collective coping mechanism. For example, households sharing apartments (usually in substandard conditions) often leads to overcrowding which increases protection concerns. Data shows that households living in overcrowded conditions have increased by four percent since 2015.

The situation of the Palestine Refugee population is similar to the situation described above when it comes to the general socio-economic vulnerability levels. Two-thirds of Palestine Refugees in Lebanon live

(5) The household visit (HV) exercise is an inter-agency profiling exercise initiated in 2014 to determine the level of vulnerability and eligibility for inclusion in assistance, and to monitor changing needs of households registered with UNHCR as refugees. Enumerators visit approximately 9,000 refugee households every month, having interviewed 175,000 households as of October 2016.

(6) Representative figures of the total refugee population for 2016 are not available; the questions in VASyR 2016 were asked to households having working individuals only; of those, 33 percent considered food e-vouchers as a primary source of income – despite having at least one member of the household working (casual or informal work).

under the poverty line^{7.v} In addition, 31,500⁸ Palestine Refugees from Syria now reside in existing overcrowded Palestinian camps and gatherings across the country. Compared to Palestine Refugees in Lebanon households, extreme poverty levels among PRS is three times higher.

^{vi} The Palestine Refugees from Syria population in its overwhelming majority (98 percent), relies heavily on assistance provided by UNRWA as a main source of income.^{vii} Palestine Refugees from Syria households also rely on debt as their access to informal jobs is limited.

98% of the PRS population relies heavily on assistance provided by UNRWA as a main source of income

1.2 Poor Lebanese: historical poverty and increased vulnerabilities

While no recent data on the poverty levels of the Lebanese population exist, available data from 2008 and 2011 indicate that between 27 and 28.5^{viii} percent of the Lebanese were poor prior to the Syrian crisis, living below \$3.84 per capita per day. Extremely poor Lebanese households constitute around 10 percent of the country's population^{ix} as per the estimates of the National Poverty Targeting Programme (NPTP).

In addition, according to the NPTP (established in 2011), the incidence of poverty has risen by six percent over the past five years, resulting in an additional number of households not being able to afford the minimum standards of living per month.^x Extremely poor Lebanese households live mainly in the North (45 percent), Bekaa (21 percent), and Mount Lebanon (19 percent). The unemployment rate among the heads of vulnerable Lebanese households assessed by the NPTP is 51 percent.^{xi} The return of Lebanese households previously living in Syria before the crisis has further increased this rate.

To date, almost 106,000 Lebanese households are identified as living below the poverty line (\$3.84/day). Nearly one-third of these (35,000 households) live in absolute poverty (below \$2.4/day). Those households are targeted by the NPTP. Eligible households receive health and education subsidies and food assistance through e-vouchers.⁹

In 2015, 5,300 households (29,000 individuals) of Lebanese returnees from Syria were registered and profiled across the country.¹⁰ Around 45 percent of these households were of mixed nationality, mostly Syrian-Lebanese, with the majority living in Bekaa and Akkar. About a quarter were unemployed at the time of the survey.

(7) The poverty calculation in this report is based on the national poverty line calculated in 2004 while accounting for the inflation rate of 2015: \$6/capita/day for the upper (poverty line) and \$2.50 for the lower border (extreme or absolute poverty line).

(8) Based on the latest headcount conducted by UNRWA in 2016.

(9) Around 5,000 households - 27,000 extremely poor individuals - currently benefit from the food e-voucher programme (out of 35,000 households in need).

(10) Between April and May 2015, the International Organization for Migration (IOM) and the Lebanese High Relief Commission (HRC) launched a profiling exercise for 5,245 households of Lebanese returnees from Syria (28,574 individuals) across the country.

1.3 The environment: localities, markets, and service providers

Socio-economic vulnerability is also geographically pronounced as different studies indicate that the poorest of the affected vulnerable Lebanese, displaced Syrians and Palestine Refugees from Syria live in the Northern and Eastern governorates of Lebanon. A large number of localities among those governorates are characterised by high demographic pressures, poor infrastructure as well as social and economic deprivation.

In addition to the persistent socio-economic vulnerability and poverty levels among the different segments of the affected population suffer from access to and lack of job opportunities. Lebanon faces a stagnation in which the overall growth of the GDP is below two percent^{xii}, and therefore job creation is almost absent.

As a result, markets currently witness a surplus of labour supply resulting in increased competition especially in low skilled categories, deterioration of average wages and increased risk of exploitative working conditions. Persons displaced from Syria face additional challenges accessing the formal labour market, which despite permitting access to the agriculture, construction and environment sectors, is very limited in practice due to onerous legal and administrative frameworks.

Public social institutions face constraints that limit their ability to respond. The High Relief Commission (HRC), although mandated to serve Lebanese communities in crisis, is unable to cover all humanitarian needs of Lebanese returnees. Other government authorities such as Ministry of Social Affairs (MoSA), NPTP, and local NGOs have relief programs, yet these are also not sufficient to cover the entire vulnerable Lebanese population.

The NPTP, aims to support vulnerable Lebanese households in meeting their most urgent needs. It receives applications from Lebanese citizens who consider themselves poor. In practice, however, applicants may face a high percentage of exclusion after verification is conducted, which may lead to underreporting and hidden vulnerabilities. Reported needs by vulnerable Lebanese include basic elements such as food, health and rent and special needs such as rehabilitation support and supplies to persons with disabilities and older persons.

As rates of poverty incidences increase, certain members of a family - children and older persons, persons with specific needs and female-headed households - become more vulnerable to exclusion, exploitation and increased hardships. With the current persistent vulnerability levels, the percentage of people in need of basic assistance in 2015 - 2016 is approximately twice that of 2014.¹¹

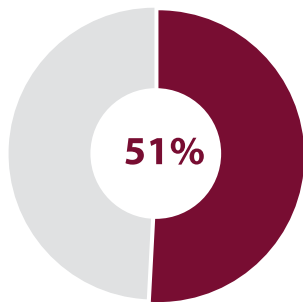
Overall, if needs are insufficiently addressed, affected populations, mainly displaced from Syria, are at high risk of resorting to severe negative coping mechanisms.

(11) 26 percent below the survival minimum in 2014 vs. 53 percent in 2016, VASyR (2014 - 2016).

These can include, but are not limited to: reducing the number of meals consumed, withdrawing children from school¹², begging, worst forms of child labour, early marriage and survival sex.

A four years framework would necessitate looking at addressing immediate needs of the most vulnerable in a more holistic approach. Mainstreaming stabilization necessitates a shift in the way the sector operates where further evidence-based analysis around value chain and links with markets should be developed.

Overall sector strategy



unemployment rate
among the heads of
vulnerable Lebanese
households enrolled
with NPTP

The provision of basic assistance¹³ aims to prevent socio-economically vulnerable households, including female headed households, from falling deeper into poverty. Populations displaced from Syria and vulnerable Lebanese are the primary people of concern for Basic Assistance sector partners.

Assistance is provided by Government, UN, and NGO partners. Throughout the year, regular assistance is provided to the poorest populations to ensure that they can meet their survival needs¹⁴ in a manner that allows choice and promotes dignity. At certain times of the year, when the expenditure of households increases, especially in the winter months and during the school year, and consequently support is increased in order to compensate for additional needs due to weather conditions and decreased opportunities of seasonal work.

The current socio-economic targeting approach factors in gender and disability considerations including female-headed households and/or households with members with disabilities. Opportunities to strengthen protective dimensions are undertaken such as safety in access and at distribution points. This is also complemented by other pilot initiatives such as Protection Cash Assistance to respond to protection risks/shocks that are not based on socio-economic factors alone.

(12) 16 percent of displaced Syrian households/registered with UNHCR as refugees (interviewed in the interagency profiling questionnaire) withdrew their children from schools to assist in the income generation for the family.

(13) Basic assistance includes multi-sector cash transfers that allow households to prioritize their expenditures while maximizing the impact of limited resources for the humanitarian response. In-kind assistance of standard Core Relief Items and/or winterization assistance will be maintained where cash-based programming is less appropriate; Basic Assistance Sector terms of reference (TORs), 2015

(14) Through cash and in kind modalities; access and provision of female sanitary items is managed through the Water Sector.

In a four-year framework, the sector will focus on scaling up cash assistance at an optimal level.¹⁵ This includes focusing on regular year-long programmes as well as ensuring the widest coverage of the poor in seasonal assistance. In addition, the sector will continue to work closely with existing safety net structures (such as the NPTP) to reach the most vulnerable Lebanese. To further develop the programmes and incorporate lessons learnt, the sector will continue to invest in research to strengthen the collection of evidence underpinning the response.

Direct assistance: multi-purpose cash¹⁶

Cash is chosen as a main modality for assistance as it empowers and promotes the dignity of choice of its recipients, stimulates local markets, and reduces operational costs of assistance delivery (compared to in-kind modalities). Cash can also mitigate the need of households to resort to negative coping mechanisms, by helping them to address their basic needs through a facilitated access to basic goods and services available in the market. Cash support serves as a boost to the purchasing power of households in need.

In the context of Lebanon, an upper middle income country with a vibrant banking sector, using the cash modality to assist vulnerable households has shown to be successful and the recipients of this type of assistance expressed their preference for this modality over in-kind.

A recent study by the Lebanon Cash Consortium (LCC)¹⁷ demonstrates that cash as a modality has the potential to improve gender relations and reduce the risk of exposure to Gender Based Violence. Financial assistance alleviates pressures that households experience due to lack of income as demonstrated by the LCC.^{xiii}

The multi-purpose cash assistance package is based on a survival minimum expenditure model developed in 2014 that estimates the different levels of expenditures on key items related to food, shelter, water, hygiene items, and access to services required per month to live in Lebanon (\$435/family/month).

Currently, 55,000 displaced Syrian households receive multi-purpose cash assistance, of them, 33 percent are female headed households, while the number of households in need exceeds 125,000.¹⁸ The delivery of the \$175 cash package aims at bridging the gap between what households receive in forms of food assistance (\$27/person/month) in addition to the amount assumed

(15) Based on identified needs, capacities and available resources, cash actors under the Basic Assistance sector work together to increase efficiency of programmes, eliminate duplications, and solidify existing reporting mechanisms and targeting tools.

(16) A monthly \$175 multi-purpose cash assistance grant is provided to households assessed as socio-economically vulnerable, i.e. living below the poverty line (\$3.84/capita/day). Currently 70 percent of the Syrians registered with UNHCR as refugees are eligible for assistance. Due to resource constraints, 44 percent of those households currently receive assistance.

(17) Lebanon Cash Consortium (LCC) is a cash actor supporting more than 18,000 displaced Syrian households under the Basic Assistance sector. It joins the efforts of six agencies: ACTED, CARE International, International Rescue Committee (IRC), Save the Children (SC), SOLIDARITES INTERNATIONAL (SI), and World Vision (WV) to provide multi-purpose cash assistance to displaced Syrians in each of the agencies' respective areas across Lebanon.

(18) Households are identified and ranked based on socio-economic vulnerabilities from the least to the most vulnerable.

to be generated from work or through a remittance (\$125) to reach a survival level of expenditures (\$435/family/month).^{xiv}

Post Distribution Monitoring (PDM) conducted by different cash actors continuously sustains that households use these amounts to cover part of their most critical needs. The purchase of additional food is the most frequently mentioned usage of cash assistance (35 percent), followed by rental costs as it was reported by 27 percent of respondents between January and March 2016. Households also cited debt repayment (14 percent) and health (12 percent) as other priorities for using the cash grant received.^{xv}

PDMs represent a key source of information on how vulnerable households make use of assistance, which allows for feedback into more robust needs-based programmes. Impact monitoring shows that Syrian displaced household beneficiaries of multi-purpose cash have an increased spending power of 21 percent compared to non-recipients with similar vulnerability profiles. It also shows that household members show an improved sense of security and improved relationship with their surrounding host community as they feel economically empowered.^{xvi}

PDM focus group discussions with women to date have not identified harmful gendered impacts of the assistance, with females often picking up the cash cards and reporting key roles in decisions on household expenditures. However, the sector will strengthen its gender analysis in collaboration with the protection sector to facilitate a more comprehensive understanding of the situation.

At the macro level, the design of the assistance package aims to trigger an aggregate demand effect stimulating local markets. By December 2016, more than \$200 million will have been distributed to more than 190,000 households¹⁹ and spent in the local economy in forms of cash and voucher assistance.

Additionally, an unconditional cash transfer targeting Syrian children aged 5 to 15 years is being piloted in two Governorates (Akkar and Mount Lebanon) during the 2016/2017 academic year with the aim of scaling up nationally in the 2017/2018 school year. The pilot program is reaching 50,000 Syrian children during the 2016/2017 school year, increasing to 130,000 children the following year. The delivery of cash support aims to mitigate negative coping mechanisms created by financial constraints of the household. Syrian children aged 5 to 9 who enrol in a second shift school will receive a basic monthly unconditional cash transfer of \$20. Syrian children aged 10 to 15 who enrol in a second shift school will receive a more extensive monthly education transfer of \$65. Children receive the grant during the 8 months of the school year during which household expenditures increase (from October to May).

(19) The cash amounts received by Lebanese, Syrian, and Palestine households in winter and on regular basis were used to access goods and services from local shops and service providers.

Seasonal assistance: another form of cash based-interventions

During winter the sector will provide support through a variety of activities and transfer modalities, including cash-based interventions, vouchers²⁰ and in-kind distributions²¹, as appropriate to population groups and contexts²². Furthermore, it also accounts for households displaced due to an emergency situation.

Seasonal winter support entails focusing on an optimal inclusion of the poor in assistance. Therefore, support plans aim to reach Lebanese, Syrian and Palestinian households with scarce financial means that are exposed to the cold. The sector is increasingly monetizing assistance to adapt to the rapidly increasing needs of the population²³ and mainstream cost efficiency.

Monetized assistance during winter derives its importance from the fact that casual labour opportunities tend to decrease and therefore income generated by households with working members is reduced.

Addressing seasonal needs requires a multi-sectoral assistance approach. If a gap in shelter weatherproofing or food assistance exists, households are obliged to use the monetized winter assistance to address these, often at the expense of other key items required to cover basic needs.

52 percent of displaced Syrians who received cash for winter assistance during the 2015-2016 season reported that, in addition to meeting heating needs, the money received was spent on food, shelter repairs and health expenses.

Once vulnerable households are identified, inclusion in regular year-long or seasonal time-bound assistance takes place, based on available resources.

Targeting and Monitoring: the backbone of cash programming

Targeting, monitoring, evaluation and research represent key aspects of a full and efficient cash assistance programme implementation.

The Basic Assistance sector relies on a targeting approach to prioritize resources and help identify those most in need. Accordingly, the socio-economic vulnerability of households is profiled and assessed to ensure appropriate targeting, data collection and better understanding of households' needs and overall socio-economic living conditions.

By December 2016, more than 185,000 households (75 percent of all persons registered as refugees by UNHCR in Lebanon) will have had their socio-economic

(20) Fuel vouchers for heating.

(21) Where cash-based interventions are not possible due to a lack of ATM or due to differing needs identified at high altitudes in-kind distributions will take place.

(22) Households living under the Minimum Expenditure Basket/poverty line (\$3.84/capita/day) require attention whereas those living under the SMEB/extreme poverty line (\$435/month for a household of five) require immediate action.

(23) Based on post distribution monitoring reports, beneficiaries prefer monetized assistance as it better responds to their needs.

vulnerability profiled. Information collected through this exercise serves specific programmatic interventions such as shelter, water, sanitation and hygiene, in addition to referral of cases in need of other types of protective assistance or services.

In 2016, based on lessons learned from the profiling exercise and the different rounds of VASyR, the sector has developed a predictive desk formula (Proxy Means Testing²⁴ - PMT) to help sector partners identify and prioritize poor households eligible for assistance, in a quick manner and without necessarily conducting households visits.

The formula predicts expenditure per capita based on key variables collected upon registering as refugees with UNHCR. These variables are mostly demographic and relate to the households' characteristics, including, but not limited to: arrival date, household size, gender of the head of the household, education level, dependency ratio²⁵, presence of members with disabilities, and age.

When applied to the total refugee population, the desk formula allows the ranking of households from the least to the most vulnerable. Based on this methodology, 70 percent of the total refugee population is deemed poor, and therefore in need of assistance. The formula will have to be recalibrated every year based on the most up-to-date information about the population.

The sector will also adopt a qualitative inclusion approach that aims at identifying and including households in need of assistance, but not captured in the quantitative model. This approach will help rectify any possible exclusion errors of the statistical model and help in reaching households with specific characteristics and proven socio-economic vulnerability.

The qualitative inclusion approach includes an appeals mechanism that will be operationalized end of 2016. In addition, the sector is currently working on establishing a comprehensive referral mechanism (from and to Basic Assistance) that will help identifying households with hidden vulnerabilities while retaining a focus on economic aspects.

A communication strategy with beneficiaries has been put in place as of October 2016. This communication strategy highlights key information to be disseminated to beneficiaries on a regular basis on assistance, eligibility, and appeals processes.

As a result of the new targeting methodology, the household visits previously used for profiling and targeting will continue with a focus on outreach and monitoring instead of targeting. Furthermore, information collected will further contribute to an ongoing tracking of the vulnerabilities faced by displaced

Syrians in a way that allows stakeholders to identify changes in context required for efficient programme design and adaptation.

Monitoring and evaluation represent key areas to be further strengthened and explored in 2017. The sector has already initiated some efforts to harmonize monitoring tools. Those tools include different questionnaires that can be used in post distribution monitoring to measure access of households to distributions sites, their satisfaction, the use of money received, and impact on their living conditions. A broader framework will be developed.

Research will allow exploring potential programmatic adaptation to fit a four-year framework while conducting in-depth profiling of assisted households²⁶ within the population targeted.

Different actors and specialised agencies working under the umbrella of the sector adopt similar approaches and methodologies based on PMT to estimate the poverty levels of different targeted population groups. The NPTP, with support from the World Bank, developed its criteria for targeting poor Lebanese, whereas UNRWA is responsible for the Palestine Refugees from Syria, and IOM for the Lebanese returnees.

The sector plans to explore the impact that discontinuation of assistance will have on households that have been enrolled in cash programmes for a long time. This will be done by analysing the profiles of the vulnerable households that have been receiving multi-purpose cash assistance over the past three years. Furthermore, research will be conducted to explore possible longer term multi-sectoral linkages.

Mainstreaming efficiency: a common platform for cash assistance

Beginning in October 2016, World Food Programme (WFP), UNHCR, United Nations Children's Fund (UNICEF) and LCC started distribution of the Common Card to approximately 185,000 Syrian refugee households in Lebanon. The e-cards can be used in any of the 480 WFP-contracted shops across the country and any ATM across Lebanon, depending on the type of assistance loaded. Humanitarian agencies are striving to provide all forms of cash assistance on this single, common card and thereby maximize efficiency gains in the delivery of assistance to vulnerable households.

Support to existing safety nets

Throughout the 2015 – 2016 LCRP, the Basic Assistance sector established a strong partnership with NPTP through which most of the actors are modelling their targeting criteria for Lebanese on the recommendations of the NPTP.

This partnership is maintained through the active participation of the NPTP in the sector discussions as well

(26) Conducting further research to evaluate the impact of cash programmes on targeted households.

(24) "The term "proxy means test" is used to describe a situation where information on household or individual characteristics correlated with welfare levels is used in a formal algorithm to proxy household income, welfare or need." World Bank: <http://elibrary.worldbank.org/doi/abs/10.1596/0-8213-3313-5>

(25) The dependency ratio relates the number of children (<18 y.o.), older persons (≥ 60 y.o.) and non-autonomous adults (18-59 y.o.) to the non-dependent/autonomous adults (15-64 years old)

as technical support from the sector partners on areas that are jointly identified.

Relating to the upcoming four-year programming starting in 2017, the Basic Assistance sector will further explore investments in existing safety net platforms as transitional activities benefiting vulnerable Lebanese.

Support to NPTP will be maintained and further enhanced. Close collaboration with MoSA and the HRC is essential to harmonize approaches towards prioritization of assistance, targeting, implementation, delivery mechanisms, monitoring and a longer-term strategy for sharing responsibilities.

The sector will engage more thoroughly with local actors and enhance their roles in planning and service delivery. The role of Social Development Centres (SDCs), NPTP offices and municipalities is also essential at the field level in the coordination, implementation and planning for seasonal, regular and contingency assistance. The NPTP criteria and standards represent the sole targeting mechanism for vulnerable Lebanese and therefore should be enforced and capacitated.

2.1 Sector Outcomes and Outputs

The 2017-2020 Basic Assistance strategy aims to achieve the following:

Outcome 1 - The ability of the socio-economically vulnerable population, including female headed households, to meet their basic survival needs is increased

Output 1.1 - Increased provision of multi-purpose cash grants to the more socio-economically vulnerable households.

Activities under this output include household-level socio-economic vulnerability profiling and monitoring; distribution of multi-purpose cash transfers; research and increased learning opportunities on multi-purpose cash programming; and updating the targeting desk formula.

Outcome 2 - Populations affected by seasonal hazards and emergencies are able to secure additional basic survival needs

Output 2.1 - Populations affected by seasonal hazards and emergencies are assisted with cash grants.

Cash grants and vouchers will be distributed to seasonal hazards-affected households, along with contingency cash for influx and emergency interventions. The sector will conduct assessments, monitoring and an impact evaluation of seasonal needs.

Output 2.2 - Populations affected by seasonal hazards and emergencies are supported with in-kind assistance.

Sector partners will distribute core relief items where cash operations are not possible and support households in need of specific core relief items in cases of emergencies.

Outcome 3 – The National Poverty Targeting Programme (NPTP) is supported and capacitated

Output 3.1 - Enhanced capacity of NPTP to provide social assistance

Activities under this output will include institutional support to the NPTP through capacity building of staff and social workers. Furthermore, under this outcome a joint study with MoSA/NPTP on outcomes and impacts of multi-purpose cash-based programmes (particularly for social stability) is planned.

2.2 Identification of sector needs and targets at the individual and geographical levels

Using a prioritization approach, targeted assistance for multi-purpose cash will focus on severely socio-economically vulnerable households, while complementing the interventions and activities of other sectors with its spill-over effect in meeting needs of different types.²⁷

Specifically, seasonal assistance targeting is based on socio-economic vulnerability and exposure to cold.²⁸ Sector partners will maintain the necessary resources to allow for timely responses to unforeseen circumstances.²⁹

Humanitarian agencies will coordinate with the authorities at national and field levels, to assist according to the vulnerabilities of the different cohorts while mainstreaming gender, youth, disability and environmental responsibility.

Displaced Syrians

Severely socio-economically vulnerable households are estimated by the annual "Vulnerability Assessment of Syrian Refugees in Lebanon" (VASyR). Results from 2016 estimate that 53 percent of displaced Syrians have household expenditures below the survival minimum.

The Basic Assistance sector will prioritize the most vulnerable for targeting assistance, using 53 percent of the population as the planning figure. The population in need is the 71 percent estimated by VASyR 2016 to be living under the poverty line.

To date,³⁰ around 53,000 vulnerable households are receiving multi-purpose cash assistance on a regular basis. Female-headed households constitute 33 percent of the overall beneficiaries. This group will continue to be prioritised in line with the targeting approach. During the previous winter assistance cycle,³¹ close to 160,000 households received seasonal cash between November and March.

(27) Target for 2017: 53 percent of registered displaced Syrians as well as Palestine Refugees from Syria and vulnerable Lebanese.

(28) Target for 2017: 69 percent of registered displaced Syrians in addition to other cohorts.

(29) 30,000 households are expected to arrive to Lebanon in case of a sudden influx – based on the humanitarian partner Contingency Plan; the target is set to increase preparedness of agencies to respond. Within in this, the Basic Assistance sector plans to target 15,000 households with one-off cash payment of \$200 and another 15,000 households with core relief items.

(30) November 2016

(31) 2015/2016 Inter-agency winter support plan.

Targeting non-registered displaced Syrians is also possible for households with proven socio-economic vulnerabilities. A total of 1.5 million displaced Syrians, as per the estimations of the GoL, is used to calculate the target.

The only limitation to the targeting approach is the fact that the desk formula focuses on registered Syrian households with UNHCR.

Vulnerable Lebanese including returnees

Eligibility criteria for the most vulnerable Lebanese³² are defined by the NPTP. As a consequence of the Syrian crisis, the number of vulnerable Lebanese has increased. Currently, almost 106,000 households are considered socio-economically vulnerable and therefore in need of assistance. Of those, 35,000 households live in extreme poverty and therefore prioritized for multi-purpose cash.

In 2016, LCRP partners targeted around 1,800 households with multi-purpose cash. Those households were not enrolled in the e-card food assistance programme. Six years into the crisis, the Lebanese returnees from Syria are considered within the vulnerable Lebanese population category. Yet, their socio-economic vulnerability profile is similar to that of displaced Syrians in terms of needs and living conditions. IOM will utilize the data gathered during the Lebanese Registration exercise to target 10,000 individuals who are considered severely socio-economically vulnerable providing them with basic assistance, both cash and in-kind.

Palestine Refugees from Syria

31,502 Palestine Refugees from Syria are registered with UNRWA based on the latest headcount conducted during the second half of 2016.^{xvii} Their vulnerability has been calculated by UNRWA following a household vulnerability assessment, using a multi-sectoral methodology similar to the VASyR, but tailored to the

(32) Approximately 10 percent of the population are deemed eligible according to the NPTP in 2015.

specific needs and circumstances of Palestine Refugees.

In 2016, more than 9,000 Palestine Refugees from Syria households have been targeted and reached with cash assistance, during winter and on regular basis.

The Vulnerability Assessment of Palestine Refugees from Syria in Lebanon sought to provide a profile of this population according to the following eight sectors: 1) economic; 2) education; 3) food security; 4) health; 5) non-food items (NFIs); 6) protection; 7) shelter; and 8) WASH.

Based on criteria established by the World Food Programme, each Palestine Refugee from Syria household was classified into one of four categories (low, mild, moderate or severe vulnerability) for each of the eight sectors. Each classification was assigned a weight, and the weighted scores were then combined to obtain a final classification representing an overall vulnerability (also of low, mild, moderate, or severe).

Similar to the displaced Syrians, the Palestine Refugees from Syria population in Lebanon is experiencing rapidly increasing socio-economic vulnerability. Currently, 93 percent of the Palestine Refugees from Syria are targeted with basic assistance based on their high socio-economic vulnerability level. This population will be further supported in 2017.

Total sector needs and targets 2017

Population Cohort	Total Population in Need	Targeted Population	No. of Female	No. of Male	No. of Children (0-17)	No. of Adolescent (10-17)	No. of Youth (18-24)
Lebanese	528,574	176,500	87,721	88,713	54,980	28,840	
Displaced Syrians	1,500,000	1,065,000	553,800	511,200	570,840	203,415	109,695
Palestine Refugees from Syria	31,502	31,502	15,909	15,593	11,542	5,059	
Palestine Refugees in Lebanon	180,690	3,200	1,616	1,584	1,220	589	
GRAND TOTAL	2,240,766	1,276,000	59,000	617,000	639,000	238,000	

Mainstreaming of conflict sensitivity, gender, youth, people with specific needs (PwSN) and environment

Conflict Sensitivity

The scaling up of the NPTP for vulnerable Lebanese is expected to improve conditions for the increasing number of Lebanese pushed deeper into poverty by the Syrian crisis.

The shift toward cash-based interventions for displaced Syrians creates aggregate demand and stimulates an economic multiplier effect as money received in forms of assistance is spent in local Lebanese shops. This has mitigated, and will further mitigate, the negative impact on struggling communities of vulnerable Lebanese and displaced Syrians.^{xviii}

Exogenous resources such as additional cash injections targeting both vulnerable Lebanese and Syrians will alleviate societal tensions by empowering the most vulnerable. Further monitoring and analysis on how cash is spent will be carried out to trace its social effect in coordination with the relevant stakeholders within the sector.

Gender, Youth, People with Specific Needs

All Basic Assistance sector partners and agencies apply the Age, Gender and Diversity (AGD) approach in the design, implementation and monitoring of their activities. The choice of assistance modalities is also designed in consultation with beneficiaries and hence directed towards promoting their dignity and respecting their choices.

The econometric model used for identification and targeting of vulnerable households takes into consideration demographic characteristics such as age, gender and diversity, marital status, household size and dependency ratios. Over the next four years further work will take place to better understand the post-distribution effect of monetized interventions (on gender and diversity in particular), with necessary adaptations implemented pending the findings.

Part of the sector strategy is to ensure that special needs will be taken into account for households that have been identified living in severe socio-economically conditions. The current model takes into account whether a household has family members with disabilities. Persons with disabilities have specialised needs that entail additional costs on the family and require continuous assistance.

Vulnerability studies suggest that households with many young dependents, female-headed households and those with persons with disabilities and older persons, often face special socio-economic hardships to cover all basic and special needs. These needs are addressed by

the provision of assistance that can, in the case of cash, allow households to prioritize their spending based on their own specificities and meet the particular needs of the different family members.

The sector's activities take into account women's and men's ability to safely access cash assistance and mitigate the risk of exploitation as well as fraud at cash points. The sector also tries to limit and decrease as much as possible negative coping mechanisms specific to women and girls, such as early marriage and sexual exploitation, as well as pressure to work for boys. Cash assistance can contribute to decreasing harmful coping mechanisms, including those specific to women, children and other persons with specific needs, when complimented with case management services. Nevertheless recognising cash is not the only solution, and as other types of vulnerabilities can be identified, sector partners will refer individual cases to specialized case management agencies for in-depth follow-up.

Environment

In Lebanon, fuel vouchers and assistance (both monetized and in-kind) aim to support households in meeting domestic energy needs, while at the same time addressing other concerns such as: reducing deforestation and degradation around informal settlements, alleviating associated conflict with host communities over the use of natural resources; and decreasing indoor air pollution through the introduction of good quality stoves and high-quality thermal clothing.

Further, monetization of assistance reduces transaction costs and energy consumption related to in-kind distribution, transport, storage and distribution.

Inter-sector linkages

The household profiling exercise, part of the Basic Assistance sector strategy, represents a key source of information on vulnerabilities and other living conditions. This exercise maps different sector-specific vulnerabilities, and aims to allow sectors to benefit from the wealth of information generated for their specific programmatic interventions.

Findings related to poverty and sector vulnerabilities are published on the Refugee Assistance Information System (RAIS), an interagency reporting platform where sector coordinators can access, extract, analyse and follow up with different stakeholders on sector-specific interventions.

In addition, the assistance package provided by the Basic Assistance sector partners to vulnerable households is based on an inter-sectoral estimation of needs. The assistance provided contributes to the overall targeting of vulnerabilities through addressing economic capabilities.

Specific inter-sector links include the following:

Food security: The Basic Assistance sector co-chairs the targeting sub-working group with the Food Security sector, which is contributing to the cash modalities used under both sectors. Collaboration and coordination efforts attempt to refine and align targeting exercises of both sectors. Exchange of information on household profiles, referral of cases and harmonization of monitoring tools are key activities. Furthermore, the sectors will work together to ensure optimal convergence and complementarity of assistance through continuous improvement of targeting models and identification methodologies. It is worth noting that as of the end of 2016, the main actors in both sectors are using a harmonized common assistance delivery mechanism - the Common Card. The strategic objective of both sectors is to ensure that the most vulnerable households targeted receive the full assistance package, i.e. cash and food – as both efforts intersect in pushing these households towards a survival minimum level.

Livelihoods: Both sectors will engage further in strategic discussions on how to decrease reliance of households on direct assistance. It is worth mentioning that the absence of self-reliance opportunities for vulnerable populations has rendered basic assistance as the sole resort and the de-facto safety net solution. Both sectors will have further discussions on the impact that cash assistance has on local markets and gauge future linkages.

Social stability: Direct assistance to displaced Syrians and vulnerable hosting communities represent an alleviator of social tensions. The Basic Assistance sector designs its programmes through a conflict-sensitive, gender-balanced, and needs-based lens. For instance, monitoring of the impact of cash assistance shows that the money received is improving access to goods and services in the local economy, which benefits existing businesses in the market. Nevertheless, and due to resource limitations, sector partners prioritise their interventions and support those who are most in need. Therefore, not all eligible households receive assistance, which may increase tensions between recipients and non-recipients. The Basic Assistance sector plans to conduct a study on the effect of cash assistance on social stability. The Social Stability sector can extend support in the design of this methodology and contribute to the assessment framework of targeted communities.

Shelter, Energy and Water: The decision-making formula that defines the eligibility of vulnerable households to receive assistance is a key filter for shelter targeting. Furthermore, the basic assistance sector takes into account shelter, water and sanitation related expenditures (rent and hygiene items) in the multi-purpose cash package provided, which assists households in addressing those specific needs. Further collaboration between the Basic Assistance, Shelter, Energy and Water sectors occurs in the preparation, coordination and implementation of winter support

assistance. Lastly, the household profiling exercise facilitates the identification and referral of cases with specific shelter and water and sanitation vulnerabilities through a recently added functionality on RAIS.





Protection, Education and Health: The protection correlation is done by ensuring that households in need of assistance are identified and supported in a timely and safe manner. Distributions are carefully planned with the Protection sector. Protection of persons with disabilities can result in less abuse, particularly with regards to children with intellectual disabilities, through improved independence and less economic burden. If households are better able to meet their survival needs, children who were prevented from attending school due to economic reasons can have this barrier reduced or eliminated. The household profiling exercise can flag and refer to Protection and Education sectors households who have children at risk of dropping out of school, child labour or early marriage for follow up and case management support. Recently, the Health sector started adopting the socio-economic scoring generated by the desk formula to identify households eligible for full health coverage. Poor households' case numbers are shared with Third Party Administrator (TPA) once identified to ensure a timely response. The flagging function on RAIS can help sector specialists in Education, Health and Protection to identify cases and households in need of specific support. Referral pathways are an area the Basic Assistance sector would like to explore further in 2017. In addition, the Basic Assistance sector will strengthen two-way engagement and accountability at the community level through continuously and clearly communicating eligibility requirements, providing opportunities for appeals and feedback/complaints mechanisms on assistance and also on Preventing Sexual Exploitation and Abuse (PSEA).





Endnotes

- i. American University of Beirut, UNHCR (2016), *Profiling of Syrian Refugees in Lebanon*, June 2016
- ii. Cash Working Group 2014, *Survival and Minimum Expenditure Basket, Lebanon*
- iii. Basic Assistance Working Group 2016, Monthly Sector Dashboards & Updates.
- iv. UNHCR, UNICEF, WFP (2016), *Vulnerability Assessment of Syrian Refugees 2016*, Lebanon
- v. American University of Beirut, UNRWA (2016), *Survey on the Socioeconomic Status of Palestine Refugees in Lebanon: 2015*.
- vi. Ibid.
- vii. Ibid.
- viii. Lebanon, Central Administration of Statistics, World Bank (25 May 2016), *Snapshot of Poverty and Labor Market Outcomes in Lebanon based on Household Budget Survey 2011/2012* ; Lebanon, Ministry of Social Affairs, UNDP (2008), *Poverty, Growth, and Income Distribution in Lebanon*.
- ix. Lebanon, Ministry of Social Affairs , NPTP 2015 Data Sheet.
- x. Lebanon, Ministry of Social Affairs, NPTP, World Bank 2015.
- xi. Lebanon, Ministry of Social Affairs , NPTP 2015 Data Sheet.
- xii. World Bank (2016), Spring 2016 *Lebanon Economic Monitor: A Geo-Economy of Risks and Reward*.
- xiii. Lebanon Cash Consortium, *Gender Dynamics and Multi-purpose Cash Assistance for Syrian Refugees in Lebanon*, May 2016.
- xiv. Cash Working Group (2014), *Survival and Minimum Expenditures Basket, Lebanon*.
- xv. UNHCR (May 2016), *Post-Distribution Monitoring Report: Cash-Based Interventions in Lebanon (Jan-Mar 2016)*.
- xvi. Lebanon Cash Consortium (2015), *Impact Evaluation of the LCC Multi-purpose Cash Assistance on Physical and Material Wellbeing: Comparing LCC beneficiaries and non-beneficiaries on physical, material, and psychological factors*.
- xvii. UNRWA (2016), *Needs Overview for Palestine Refugees, presented to the LCRP multi-stakeholder workshop, 7 October, 2016*.
- xviii. International Rescue Committee (August 2014), *Emergency Economies: The Impact of Cash Assistance in Lebanon*; CaLP, IRC (April 2014), *Impact evaluation of Cross- Sector Cash Assistance*; WFP (June 2014), *Economic Impact of Food E-vouchers on the Local Economy*.





Sector Logframe













Outcome 1: The ability of the socio-economically vulnerable population, including female headed households, to meet their basic survival needs is increased

Indicator 1	Description	Means of Verification	Unit	Frequency
Percentage of population who is severely economically vulnerable	Economic vulnerability Numerator: Number of total affected households that are found to be severely economically vulnerable Denominator: Total number of HH	Economic vulnerability measured based on declared expenditure through a representative sample. i.e. if total expenditure is below the survival minimum expenditure basket then household is severely economically vulnerable. Assessments Syrians: VASYR Lebanese : Existing official poverty figures Palestinians: UNRWA vulnerability assessment	Percentage of HH	Yearly
 Lebanese	 Displaced Syrians	 Palestine Refugees from Syria (PRS)	 Palestine Refugees in Lebanon (PRL)	
Baseline: Target 2017 Target 2018 Target 2020	Baseline: Target 2017 Target 2018 Target 2020	Baseline: Target 2017 Target 2018 Target 2020	Baseline: Target 2017 Target 2018 Target 2020	Baseline: Target 2017 Target 2018 Target 2020
10% 10% 10% 10%	52.6% 52.6% 52.6% 52.6%	89% 89% 89% 89%	65% 65% 65% 65%	













Indicator 2	Description	Means of Verification	Unit	Frequency
Percentage of assisted severely economically vulnerable households report being able to meet their basic survival needs	Numerator: number of assisted reporting ability to meet their basic survival needs Denominator: number of total assisted who have been sampled	Impact studies and PDMs for all population cohorts. Rational behind Targets: Basic Assistance Sector contributes to 40% of the SMEB value through the \$175 cash grant. Food contributes to 31% of SMEB. Currently 90% of cash recipients also receive food.	Percentage	Yearly
 Lebanese	 Displaced Syrians	 Palestine Refugees from Syria (PRS)	 Palestine Refugees in Lebanon (PRL)	
Baseline: Target 2017 Target 2018 Target 2020	Baseline: Target 2017 Target 2018 Target 2020	Baseline: Target 2017 Target 2018 Target 2020	Baseline: Target 2017 Target 2018 Target 2020	Baseline: Target 2017 Target 2018 Target 2020
N/A N/A N/A N/A	55% 90% 90% 90%	N/A N/A N/A N/A	N/A N/A N/A N/A	N/A N/A N/A N/A













Outcome 2: Populations affected by seasonal hazards and emergencies are able to secure additional basic survival needs

Indicator 1	Description	Means of Verification	Unit	Frequency
Percentage newly displaced households who are provided basic assistance	Numerator: number of newly displaced households assisted Denominator: number of households newly displaced	RNA, field offices to estimate newly displaced. ActivityInfo, RAIS, Emergency response for assistance.	Percentage	Ad-hoc
 Lebanese	 Displaced Syrians	 Palestine Refugees from Syria (PRS)	 Palestine Refugees in Lebanon (PRL)	
Baseline: Target 2017 Target 2018 Target 2020	Baseline: Target 2017 Target 2018 Target 2020	Baseline: Target 2017 Target 2018 Target 2020	Baseline: Target 2017 Target 2018 Target 2020	Baseline: Target 2017 Target 2018 Target 2020
N/A N/A N/A N/A	N/A 100% 100% 100%	N/A N/A N/A N/A	N/A N/A N/A N/A	N/A N/A N/A N/A

Indicator 2	Description	Means of Verification	Unit	Frequency																																																
Percentage of assisted households affected by seasonal shocks who are able to meet their additional basic survival needs	Numerator: Number of households receiving seasonal and emergency assistance who were able to meet their additional needs. Denominator: Number of population found to be seasonally vulnerable and assisted	PDM, outcome monitoring	Percentage	B																																																
<table border="1"> <thead> <tr> <th colspan="4"> Lebanese</th> <th colspan="4"> Displaced Syrians</th> <th colspan="4"> Palestine Refugees from Syria (PRS)</th> <th colspan="4"> Palestine Refugees in Lebanon (PRL)</th> </tr> <tr> <th>Baseline</th> <th>Target 2017</th> <th>Target 2018</th> <th>Target 2020</th> <th>Baseline</th> <th>Target 2017</th> <th>Target 2018</th> <th>Target 2020</th> <th>Baseline</th> <th>Target 2017</th> <th>Target 2018</th> <th>Target 2020</th> <th>Baseline</th> <th>Target 2017</th> <th>Target 2018</th> <th>Target 2020</th> </tr> </thead> <tbody> <tr> <td>10.00%</td> <td>10%</td> <td>10%</td> <td>10%</td> <td>N/A</td> <td>100%</td> <td>100%</td> <td>100%</td> <td>N/A</td> <td>100%</td> <td>100%</td> <td>100%</td> <td>N/A</td> <td>100%</td> <td>100%</td> <td>100%</td> </tr> </tbody> </table>					 Lebanese				 Displaced Syrians				 Palestine Refugees from Syria (PRS)				 Palestine Refugees in Lebanon (PRL)				Baseline	Target 2017	Target 2018	Target 2020	Baseline	Target 2017	Target 2018	Target 2020	Baseline	Target 2017	Target 2018	Target 2020	Baseline	Target 2017	Target 2018	Target 2020	10.00%	10%	10%	10%	N/A	100%	100%	100%	N/A	100%	100%	100%	N/A	100%	100%	100%
 Lebanese				 Displaced Syrians				 Palestine Refugees from Syria (PRS)				 Palestine Refugees in Lebanon (PRL)																																								
Baseline	Target 2017	Target 2018	Target 2020	Baseline	Target 2017	Target 2018	Target 2020	Baseline	Target 2017	Target 2018	Target 2020	Baseline	Target 2017	Target 2018	Target 2020																																					
10.00%	10%	10%	10%	N/A	100%	100%	100%	N/A	100%	100%	100%	N/A	100%	100%	100%																																					

Outcome 3: National Poverty Targeting Programme (NPTP) Supported and Capacitated

Indicator 1	Description	Means of Verification	Unit	Frequency																																																
Increased knowledge on vulnerability assessments and targeting among NPTP social workers	Trained social workers demonstrate increased knowledge	NPTP / pre-post assessments	Percentage	Yearly																																																
<table border="1"> <thead> <tr> <th colspan="4"> Lebanese</th> <th colspan="4"> Displaced Syrians</th> <th colspan="4"> Palestine Refugees from Syria (PRS)</th> <th colspan="4"> Palestine Refugees in Lebanon (PRL)</th> </tr> <tr> <th>Baseline</th> <th>Target 2017</th> <th>Target 2018</th> <th>Target 2020</th> <th>Baseline</th> <th>Target 2017</th> <th>Target 2018</th> <th>Target 2020</th> <th>Baseline</th> <th>Target 2017</th> <th>Target 2018</th> <th>Target 2020</th> <th>Baseline</th> <th>Target 2017</th> <th>Target 2018</th> <th>Target 2020</th> </tr> </thead> <tbody> <tr> <td>N/A</td> <td>100%</td> <td>100%</td> <td>100%</td> <td>N/A</td> <td>N/A</td> <td>N/A</td> <td>N/A</td> <td>N/A</td> <td>N/A</td> <td>N/A</td> <td>N/A</td> <td>N/A</td> <td>N/A</td> <td>N/A</td> <td>N/A</td> </tr> </tbody> </table>					 Lebanese				 Displaced Syrians				 Palestine Refugees from Syria (PRS)				 Palestine Refugees in Lebanon (PRL)				Baseline	Target 2017	Target 2018	Target 2020	Baseline	Target 2017	Target 2018	Target 2020	Baseline	Target 2017	Target 2018	Target 2020	Baseline	Target 2017	Target 2018	Target 2020	N/A	100%	100%	100%	N/A	N/A	N/A	N/A	N/A	N/A	N/A	N/A	N/A	N/A	N/A	N/A
 Lebanese				 Displaced Syrians				 Palestine Refugees from Syria (PRS)				 Palestine Refugees in Lebanon (PRL)																																								
Baseline	Target 2017	Target 2018	Target 2020	Baseline	Target 2017	Target 2018	Target 2020	Baseline	Target 2017	Target 2018	Target 2020	Baseline	Target 2017	Target 2018	Target 2020																																					
N/A	100%	100%	100%	N/A	N/A	N/A	N/A	N/A	N/A	N/A	N/A	N/A	N/A	N/A	N/A																																					

Indicator 2	Description	Means of Verification	Unit	Frequency																																																
National Social Safety Net Strategy in place	Strategy outlining the long-term vision of the social safety net system	MoSA / NPTP	Strategy	TBD																																																
<table border="1"> <thead> <tr> <th colspan="4"> Lebanese</th> <th colspan="4"> Displaced Syrians</th> <th colspan="4"> Palestine Refugees from Syria (PRS)</th> <th colspan="4"> Palestine Refugees in Lebanon (PRL)</th> </tr> <tr> <th>Baseline</th> <th>Target 2017</th> <th>Target 2018</th> <th>Target 2020</th> <th>Baseline</th> <th>Target 2017</th> <th>Target 2018</th> <th>Target 2020</th> <th>Baseline</th> <th>Target 2017</th> <th>Target 2018</th> <th>Target 2020</th> <th>Baseline</th> <th>Target 2017</th> <th>Target 2018</th> <th>Target 2020</th> </tr> </thead> <tbody> <tr> <td>No</td> <td>Yes</td> <td>Yes</td> <td>Yes</td> <td>N/A</td> <td>N/A</td> <td>N/A</td> <td>N/A</td> <td>N/A</td> <td>N/A</td> <td>N/A</td> <td>N/A</td> <td>N/A</td> <td>N/A</td> <td>N/A</td> <td>N/A</td> </tr> </tbody> </table>					 Lebanese				 Displaced Syrians				 Palestine Refugees from Syria (PRS)				 Palestine Refugees in Lebanon (PRL)				Baseline	Target 2017	Target 2018	Target 2020	Baseline	Target 2017	Target 2018	Target 2020	Baseline	Target 2017	Target 2018	Target 2020	Baseline	Target 2017	Target 2018	Target 2020	No	Yes	Yes	Yes	N/A	N/A	N/A	N/A	N/A	N/A	N/A	N/A	N/A	N/A	N/A	N/A
 Lebanese				 Displaced Syrians				 Palestine Refugees from Syria (PRS)				 Palestine Refugees in Lebanon (PRL)																																								
Baseline	Target 2017	Target 2018	Target 2020	Baseline	Target 2017	Target 2018	Target 2020	Baseline	Target 2017	Target 2018	Target 2020	Baseline	Target 2017	Target 2018	Target 2020																																					
No	Yes	Yes	Yes	N/A	N/A	N/A	N/A	N/A	N/A	N/A	N/A	N/A	N/A	N/A	N/A																																					



EDUCATION SECTOR

PEOPLE IN NEED



PEOPLE TARGETED



REQUIREMENTS(US\$)



PARTNERS



GENDER MARKER



CONTACTS

LEAD MINISTRY

Ministry of Education and Higher Education (MEHE)

Iman Assi

IAssi@MEHE.gov.lb

COORDINATING AGENCIES

UNICEF

Naoko Akiyama

nakiyama@unicef.org

SECTOR OUTCOMES

Outcome #1

\$327.3 m

Enhanced access to, and demand from, children youth, and their caregivers, for equitable formal or regulated non-formal education

Indicators

Number of students (age 3-18) enrolled in formal education

Outcome #2

\$28.2 m

Enhanced quality of education services and learning environment to ensure grade-appropriate learning outcomes for children and youth

Indicators

Completion rates by education cycle (% of children and youth of the corresponding graduation age who have completed a cycle)

Retention rates by cycle (% of students who were at school the last scholastic year who remain at school the next scholastic year)

Transition rates by cycle (% of students at the last grade of one cycle the last scholastic year who are at the first grade of the next cycle the next scholastic year)

Number of students in public schools successful in grade 3 and grade 6 learning assessment tests

Outcome #3

\$17.1 m

Enhanced governance and managerial capacities of RACE 2 implementing institutions to plan, budget, deliver, monitor and evaluate education services

Indicators

CERD Annual Statistics yearbook is published by 01 August every year for the last academic year inclusive of all refugee education data

Annual RACE 2 operational and financial plan and report available

POPULATION BREAKDOWN

POPULATION COHORT	PEOPLE IN NEED	PEOPLE TARGETED	Gender	
			51% Female	49% Male
Lebanese	451,323	210,470	104,604	105,866
Displaced Syrians	705,000	280,911	146,074	134,837
Palestine Refugees from Syria	14,041	9,675	4,886	4,789
Palestine Refugees in Lebanon	62,519	42,560	21,493	21,067

Situation Analysis and Context

The Syrian Crisis, now in its sixth year, has significantly impacted Lebanon. The Government estimates that it hosts over 1.5 million Syrian refugees, in addition to an estimated 300,000 Palestine Refugees and 35,000 Lebanese returnees from Syria. In September 2016, 1,017,433 Syrians were registered with UNHCR as refugees out of which about 487,212 (54%) are children and adolescents between 3 and 18 years of age.

The Ministry of Education and Higher Education (MEHE) responded quickly at the onset of the Crisis, working with Education Sector partners to develop an education response plan, the Reaching All Children with Education (RACE I) Strategy (2014-2016).

RACE I has achieved significant results. The enrolment of non-Lebanese children in public education increased almost threefold from 27,000 in the 2011/2012 school year to 103,000 in the 2013/2014 school year. In 2015/2016, with support from the international community, approximately 42 percent of eligible Syrian children were enrolled in formal public education programmes. Substantive work was also done on establishing alternative pathways for children who are unable to access mainstream schools. As a result 11,878 children, who did not qualify to enter formal public schools, were enrolled in regulated Accelerated Learning Programmes (ALP) designed to support their transition into formal schooling. However, an overwhelming majority of the children did not access any type of education, reasons for this include missing months and even years of their education, or because of factors such as child labour and early marriage, or barriers presented by French and English being the medium of instruction.

UNRWA was able to accommodate 5,318 in its schools for the scholastic year 2015-2016. Through its double shift system, UNRWA was able to provide formal education and academic assistance, as well as recreational, extra-curricular and psychosocial activities to Palestine Refugees from Syria to promote their integration into UNRWA's regular classes and their adaptation to the Lebanese curriculum.

Despite these successes, Lebanon still faces a number of educational challenges that need to be addressed. Structuring systemic interventions that holistically address entrenched demand and supply barriers to a quality education for all children in Lebanon, is key to maintaining past successes. Detailed below, is a listing of key challenges that remain:

- **The demand for public education** in Lebanon is not very high; especially from poor vulnerable families. Recent datasets indicate that almost 28 percent of Lebanese households are categorized as poor; while there is an increase of 30 percent of Syrian households living below the poverty line in 2015. Of these poor households, almost 52 percent are living below the survival minimum expenditure basket (twice

as many as in 2014). Poverty incentivizes children's entry into the labour market at a school-going age, and hampers demand for education. While Syrians in Lebanon are allowed to work in the sectors of agriculture, construction and cleaning services/environment, access to livelihood opportunities for adult males remains limited due to their lack of valid residency which leads to self-restriction of their movements. As a result, youth contribute to income generation for the family, thus preventing some to access education.

- **Parental and children's negative perception of the value of education** in relation to income-earning potential also leads to low demand for education. In addition, household-level education-related expenditure (including transportation, uniforms, learning materials) and the potential opportunity cost of sacrificed income are major deterrents to access.ⁱ Nearly 60 percent of Syrian working children interviewed in 2014 indicated that the choice to work was their own and that their desire to support their families was more compelling than attending school despite significant outreach campaigns year after year.ⁱⁱ Besides child labour, early marriage has also become an increasingly visible coping mechanism against poverty.

In 2016, more than half of the displaced Syrian population lacked valid residency. Without residency papers parents may self-impose a restriction of movement due to fear of detention and therefore not accompany their children to school.

Syrian children's lack of functional literacy, numeracy and comprehension in French or English presents a significant barrier for school attendance. French language schools are reportedly especially problematic since parents do not understand the language and therefore cannot provide sufficient support to their children.

UNRWA indicates there are approximately 10,950 displaced Palestine children from Syria between the ages of 3 and 18. 35.4 percent of those are not enrolled in school. The average dropout rate is estimated to reach 7.1 percent among Palestine Refugees from Syria. Despite the successful performance of Palestine Refugee children from Syria in the official exams (both Brevet and Baccalaureat) and improvement in their enrolment at schools, enrolment in Preparatory (17.71%) and Secondary (4.28%) schools is still lower than those in Elementary School (78%). There are indications that this is due to the fact that Palestine Refugees from Syria tend to migrate outside of Lebanon, return to Syria or to find economic opportunities.

A 2004 study by MEHE states that one third of school buildings assessed at the time did not meet the standards for Effective School Profiles (ESP); whereas one fifth required rehabilitation and renovation.ⁱⁱⁱ The spatial distribution of public schools is also not in line with population density - in some areas, public schools

are significantly under-utilized while in other areas schools are over-crowded. This becomes increasingly problematic with the increase in population created by the influx of displaced Syrians and the fact that the Syrian households congregate in specific high-density areas of Lebanon. Also, public schools are ill equipped to support children with disabilities.

With the initiation of the second shift, public schools have exponentially increased the number of contractual teachers in service. With weaker entry requirements (only a basic degree is required) and lower financial remuneration this has led to a significant over-supply of under-qualified teaching staff in public schools for basic education. Reliance on an under-qualified and unskilled teaching force has important consequences on the learning outcomes of children in the public school system. These disparities differ between geographical regions and amongst nationalities.

A child's and community's personal **experience of the school environment** has an important impact on children's learning. It is often reported that children experience bullying and corporal punishment in Lebanese schools. In addition, Syrian children have often experienced multiple and persistent displacement and violence. Parents are welcome to interact with the school administration and personnel on behalf of their children's academic, health, or social issues and counsellors specialised in psycho-social support identify and refer cases needing specialised interventions. However, accountable and structured interaction with parents and children on the improvement of school environments is not systematic. Support systems for children from parents and caregivers in poorer communities are also noticeably absent. Unsupportive school and home environments are often hidden causes for dropout and low learning achievements.

National data systems in Lebanon – both centrally and at the school level – are dated. As the custodian of national education data, the Center for Educational Research and Development's (CERD) technical and human resource capacities have been significantly under-funded over the years. As a result, data collection is still mostly paper based; making timely data collection, analysis, and dissemination difficult. Consequently, national education data is neither reliable nor relevantly analysed for meaningful programming or policy interventions.

Learning achievements in school are dependent on the relevance of curriculum content as well as the application of sound pedagogical methodology. The curriculum currently taught in Lebanese public schools is centred on subject-matter content rather than on competencies or skills. The Lebanese curriculum and correlated pedagogical standards were last updated in 1997. The curriculum is lacking a life-skills base and a gender lens and is not as learner-centred as industry-standards require.

The public education system does not yet have

national standards for the measurement of learning achievements beyond grade-to-grade transition and public examinations. The national education system applies an automatic promotion policy for grade-to-grade transition. In the absence of national standards that enable teacher's to continuously measure learning achievements, students who are unable to perform at grade-level or age-level are not found until well into the late primary grades.

Despite several efforts by the current Minister of Education, there are insufficient and inefficiently implemented policy frameworks to properly address barriers to strengthened delivery of education services due to interminable delays of Lebanese political processes. There is a need to develop policy frameworks to support decentralisation of school governance, a sound teacher professional development strategy, alternate pathways to formal education, safeguards against violence in schools, the inclusion of children with special needs.

Overall sector strategy

Education and learning supports the long-term processes of rebuilding and peace building. Opportunities for learning, education and interaction also helps mitigate against the negative psychosocial impact that violence and displacement has on children. Education fosters inclusion, human rights awareness and conflict resolution. Education also empowers girls and women by increasing their chances of getting jobs, staying healthy and participating fully in society.^{iv}

The Education sector's strategy draws on MEHE's RACE II strategy (2017-2020), which aims at sustaining increased and equitable access to quality education and learning for all children and youth aged 03-18 years in Lebanon. The Education Sector Plan contributes to this overall strategy by addressing issues of access, quality and systems in a congruent plan.

The education plan for Palestine Refugees is led by UNRWA and focuses on enrolment support for formal basic education, remedial and recreational activities, and school rehabilitation.

2.1 Sector Outcomes and Outputs

Outcome 1 - Improved Access to Education Opportunities

Enhanced access to and demand for equitable formal education or regulated non-formal education for children, youth, and their caregivers. The Education Sector will take a multi-layered approach to addressing both demand and supply barriers that impede children's enrolment into formal education. This will be achieved by subsidizing registration and education related costs, addressing cultural norms and barriers and increasing the availability of safe, appropriate learning and education spaces in the country as detailed below.

Output 1.1 - Children, youth, and their caregivers, are provided with the necessary support to increase their demand for formal education or regulated non-formal education.

A national Back-to-School (BTS) initiative will serve as a multi-faceted engagement tool, to improve children and families' ability to make informed and positive choices about formal or non-formal education opportunities. It will have four key components:

- A national mass media campaign to systematically disseminate (among children, caregivers, and community leaders) public information related to enrolment and education opportunities;
- Outreach and mobilization at the community level to re-inforce the value of education¹;
- Family level follow up and case by case interventions to address persistent absenteeism or non-enrolment;
- Support to public school administrators through MEHE led meetings with school directors and regional directors before the start of each school year to prepare and endorse contextualized Standard Operating Procedures (SOPs) for registration of students.

The financial burden of education for families will be mitigated through a range of subsidies, including full or partial subsidy of enrolment fees for children in formal education² and regulated Non Formal Education (NFE) programmes³.

Non tuition fee costs related to education in either formal or NFE will be partially or fully subsidized. While

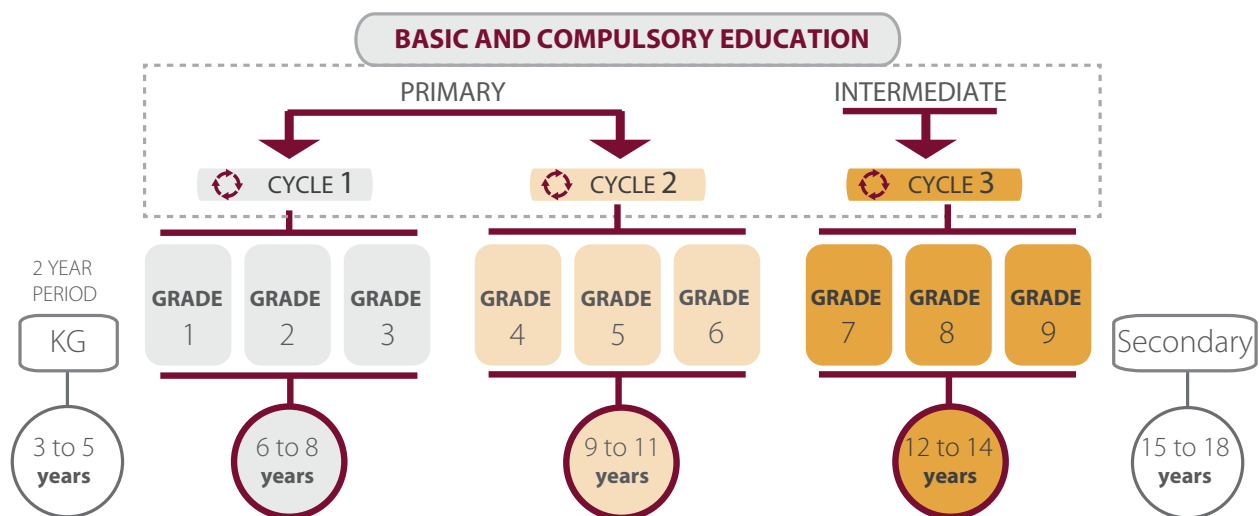
textbooks and stationery will be provided to all enrolled students, transportation subsidies and special-needs equipment will be reviewed on a case-by-case basis based on vulnerability. A pilot cash transfer programme will be rolled out as additional support to poor families, which will be scaled up if proven effective.

Tuition fees to access UNRWA schools will be subsidized allowing the access of Palestine children coming from Syria to elementary, preparatory and secondary educational services in 67 schools. Educational services will be delivered in accordance with the Lebanese government curriculum permitting Palestine Refugee students to participate in the official exams at the end of the preparatory cycle (Brevet) and secondary cycle (Baccalaureat). Other types of support such as provision of learning materials, transportation and recreational activities will also be provided to Palestine Refugee children from Syria to increase their access to education.

Output 1.2 - Children and youth have improved access to appropriately equipped public schools, especially in underserved areas.

Rehabilitation of schools will be prioritized in underserved regions and areas with high concentration of Syrian communities. Rehabilitation will be in line with MEHE's Effective School Profile framework which defines regulations for water, sanitation and hygiene (WASH) standards, structural integrity, gender neutrality standards and accessibility for students with special needs. Addition of new classrooms or construction of new schools (meeting standards of GoL Decree 9091/2001) will also be undertaken based on needs-assessments. Selected schools will be equipped

**EDUCATION IN LEBANON
CYCLE-AGE DISTRIBUTION**



(1) Two surveys on Knowledge, Attitudes, and Practices (KAP) will be conducted respectively in 2017 and in 2020 to set baseline information and gauge change in caregivers' attitudes in relation to their children accessing learning opportunities.

(2) Pre-primary, primary, secondary education, or TVET.

(3) Community-based Early Childhood Education, Basic Literacy and Numeracy (BLN, ages 10-18), the Accelerated Learning Programme (ALP) (ages 07-24), Youth BLN (ages 16-20), and Technical/Vocational Training (ages 15-24).

according to MEHE's specifications for arts, music, sports, sciences and IT laboratories, and furnished based on MEHE specifications.

Rehabilitation is also planned for UNRWA schools to improve the safety and environmental health of the schools and ensure secure and equipped spaces for the provision of recreational activities.

Outcome 2 - Improved quality of education services

Enhanced quality of education services and learning environments to ensure grade-appropriate learning outcomes for children and youth. Outcome 2 focuses on delivering quality education services and learning environments throughout the continuum of formal or non-formal schooling pathways to ensure meaningful and grade-appropriate learning for children and youth. The key role of teachers and educators, the importance of school governance, and the potential of community engagement in learning are prioritized. CERD and 'Département d'Orientation Pédagogique et Scolaire' (DOPS) will design and rollout many interventions under this Pillar. The RACE Project Management Unit (PMU) will maintain centrality in ensuring that standards set by these institutions are followed as relevant.

Output 2.1 - Teachers, education personnel, and educators have enhanced capacities to provide learner-centred pedagogy in public schools or learning spaces.

All categories of personnel in the education sector will be provided with support to enhance their capacities:

- a. Teachers (tenured and contracted teachers working in Lebanese public schools);
- b. Education personnel (school directors and supervisors working in Lebanese public schools); and
- c. Educators (teaching personnel recruited to provide NFE content in learning spaces).

CERD will lead the development of training modules and teaching guides for these categories of education staff. The content will focus on learner-centered pedagogy, classroom management, positive discipline, psychosocial support and the skills required to support children with different learning backgrounds and special needs.

For education personnel, a combination of management and financial training packages will be developed to support the development of the competencies required for the implementation of School Implementation Plans. Educators in learning spaces will be recruited against specific profiles and competencies detailed by CERD in close coordination with the PMU; and will benefit from standardized training packages, developed by CERD.

To measure the outcomes from this comprehensive teacher and educator capacity development strategy, CERD and DOPS will jointly develop a National Teacher Assessment Framework and teacher observation tools. DOPS will train its academic counsellors on the

use of the teacher observation tools and also on the subject matter that they will be monitoring teachers on. DOPS Central is in charge of planning the roll out of continuous monitoring visits in second shift schools to ensure teaching staff adheres to national performance standards.

The capacity of the UNRWA teaching workforce will also be enhanced through diverse types of trainings that will allow the Palestinian children from Syria to be better prepared to pass the Lebanese official exams.

Output 2.2 - Teachers and education personnel at school-level, and educators in learning spaces, are capacitated to contribute to inclusive, safe, healthy and protective environments

Accountability and governance at school-level will be increased through support to school personnel in the administration of schools and the involvement of communities in the education of their children. Second shift schools will be supported with nominal grants to implement their School Improvement Plans (SIPs). SIPs in second shift schools will require the involvement of the entire school community (school directors, teachers, parents and students) to define common goals related to improving the learning environment of their schools.

To provide inclusive, safe, healthy and protective environments (in second shift schools and any MEHE-premises used for regulated NFE programmes), the following interventions will be implemented in close collaboration with DOPS:

- A minimum of two health checks per year will be guaranteed for each student enrolled in second shift schools. DOPS health counsellors will follow students' medical files and monitor the quality of health checks performed by school doctors.
- DOPS Central will train all teachers, education personnel, educators and DOPS psycho-social support counsellors on national protocols for the identification and referral of any student impacted by violence at school, home or in the community. Cases that need specialized intervention or services will be referred to DOPS psycho-social support counsellors for appropriate action.
- School personnel will be trained to ensure active involvement in the appropriate referral of children and youth with special needs (whether they be physical or cognitive).

DOPS academic counsellors will visit second shift schools to monitor pedagogical performance of teachers in classrooms, using the updated National Teacher Assessment Framework and teacher observation tools. Based on feedback from these assessments, CERD will recalibrate its teacher-training packages.

Students identified by teachers as "at risk of dropping out" will be supported with either remedial support or homework support programmes. Remedial support

programmes will be organized inside public schools and implemented jointly by MEHE and NGOs. Homework Support Programmes will be implemented either inside the school or in community centres/tents and implemented through NGO partners.

Links between schools and refugee communities will be strengthened by appointing Community Liaison Volunteers who will take on the responsibility of providing personalized follow up to Syrian students and address issues such as bullying, violence or discrimination that often lead to children dropping out.

Remedial programs will also take place inside UNRWA schools where a learning support program will be provided to Palestine Refugee Children from Syria at risk of dropping out.

Outcome 3 - Strengthened Capacity of the Education System

Enhanced governance and managerial capacities of RACE II implementing institutions to plan, budget, deliver, monitor, and evaluate education services. This outcome aims at supporting MEHE's ability to manage the national education system. This will be achieved by improving institutional technical capacity, strengthening the policy base, develop durable partnerships and create a platform to coordinate the delivery of education programming. This will also ensure systemic shifts towards a stabilization and development agenda in the context of the protracted Syrian crisis.

Output 3.1 - CERD is capacitated to administer an effective education management information system

CERD, as the statistical and research arm of MEHE, will lead the design and roll out of a national education management information system that will enable the timely and accurate collection and analysis of education related data. For enrolment data on Syrians, the PMU will ensure data credibility, within the same timelines as for formal schools.

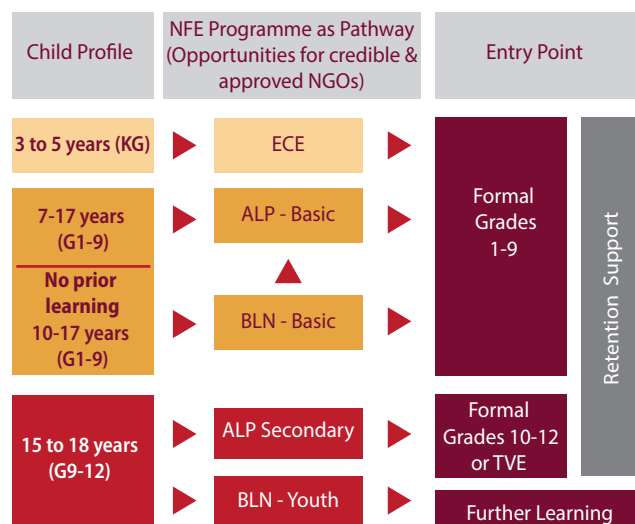
Output 3.2 - Revised curricula for schools and non-formal education programmes are developed and endorsed to improve quality learning, life skills and employability for children and youth.

The curriculum revision process, led by a National Higher Committee and conducted by CERD, will be guided by the conceptualization of a learner-centred pedagogy and key competencies that cover the cognitive, the individual, the instrumental and the social dimensions of learning. The revised curriculum will address life skills, personal empowerment, employability and social cohesion (such as analytical thinking, problem solving, creativity, teamwork, tolerance, respect for diversity etc.). CERD envisions a consultative process to the revision process and will be soliciting the inputs from technical experts, teachers, and parents on an e-platform. On approval from the National Committee, the curriculum will be piloted in select schools, the feedback from which will be incorporated into the final curriculum before

national textbooks are designed.

In addition to the revision of the formal education curriculum, CERD will review and develop content for regulated NFE programmes. Currently, CERD has completed a curriculum content-review for the Accelerated Learning Programme (ALP). CERD will review and approve content for the following NFE programmes: preparatory Early Childhood Education (ECE), Community Based Early Childhood Education, (CBECE), Basic Literacy and Numeracy (BLN), Remedial Support and Basic Literacy and Numeracy for Youth. Within the MEHE NFE framework, e-learning, psycho-social support and life-skills education will be mainstreamed into the content of all the regulated NFE programmes.

Non-Formal Education Structure of NFE Pathways



Output 3.3 - Appropriate policy frameworks are endorsed and implemented to regulate education programmes and services, strengthen school management and professionalise teaching services.

To better support the various systems' interventions planned in RACE II, the following frameworks, standards and strategies will be developed for operationalization:

- **A national learning assessment strategy** for measuring learning achievements. The strategy will focus on Grade 3 (to detect early difficulties in basic reading, writing and numeracy skills) and Grade 6 (to detect difficulties in math, science and language subjects). These assessments will be derived as a function of the new curriculum, which will set out standards for age-appropriate learning outcomes. The strategy will also integrate measurements of learning related to life-skills education.
- **A national teacher assessment framework and teacher observation tools** will be developed to set out the standards to assess teachers' competencies. CERD and DOPS will jointly design teacher

observation tools, which will be used by DOPS academic counsellors during their school monitoring visits. Evaluation notes from these monitoring visits will be aggregated into a performance report for each teacher.

- **SOPs for school-based management (SBM) in second shift schools** A national school-based management framework (SBM) already exists in Lebanon, which aims to increase the involvement and accountability of school communities and school personnel in the administration of their schools. Provided with small grants, each recipient school will provide a School Improvement Plan (SIP), drawn up collaboratively by school directors, teachers, and parents. The implementation of the SIP will result in school administrators and the school community jointly analysing, managing and monitoring improvements to their students/children's school environments; with consequent impact on their learning outcomes.
- **Policy and mechanisms to monitor violence against children in schools.** The development of a child protection policy for the education sector is underway to detail protocols for the early detection, preliminary evaluation and referral of cases of violence against children. Whether a case of violence occurs in the school or in the community, school directors, DOPS personnel and teachers will be sensitized (by DOPS Central) to appropriately support the child for appropriate referral to specialized institutions. To ensure that affected children receive appropriate services that are under the remit of other Ministries, the MEHE will initiate collaboration with the Ministry of Social Affairs (MoSA), Ministry of Interior and Municipalities (MoIM) and Ministry of Justice (MoJ). The development of SOPs will be supported by UN agencies with a view to clarifying roles, responsibilities, and accountabilities of school personnel and school communities. DOPS psycho-social support counsellors will play a key role in ensuring the continuum of services for the child from detection and evaluation to referral.
- **Policy framework for special needs education.** A national study led by MoSA and supported by MEHE is currently assessing existing national safety nets and social discourse surrounding children with special needs. The study will assess the extent to which (legal, welfare and social) rights are afforded to children and youth in Lebanon who have cognitive, physical and sensory difficulties. The study aims to serve as a reference for relevant Ministries; to support them to better address existing policy gaps. MEHE will develop a comprehensive special needs education framework that addresses barriers to relevant education and employment for these children and youth.
- **Standards for learning spaces and for educator profiles.** MEHE's Education in Emergencies Committee will lead, in collaboration with PMU and

CERD, to define standards for the physical spaces proposed for implementation of regulated NFE programmes. On endorsement, such spaces will be formally referred to as learning spaces. Likewise, minimum professional standards will be set for any personnel proposed to be recruited for the implementation of NFE programmes in learning spaces.

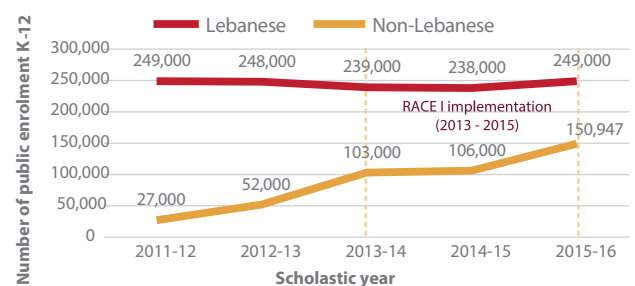
- **Document on Risk Screening of Public Schools under the National School Safety Programme (NSSP).** A framework will be developed to define standards and procedures for the systematic risk screening of public schools under the NSSP. Based on these standards, all public schools in Lebanon will be assessed for their disaster-risk. These standards will also provide the basis for a disaster risk reduction policy framework for school construction and rehabilitation in the future.

Output 3.4 - The PMU, in collaboration with CERD and DOPS, is capacitated to lead RACE II with MEHE departments and relevant education stakeholders.

RACE II coordination mechanisms will be designed and managed for coordinated and collaborative implementation of the RACE II Programme. Led by the PMU, working groups or sub-committees will be formed as required and have a membership composed of UN agencies, donors, NGOs or academic institutions as needed. The PMU will ensure inter-departmental coordination within the MEHE so that RACE II implementation is guided by coherent decisions from the relevant MEHE institutions.

As the main institutional implementers of RACE II, the PMU, CERD and DOPS all require capacity support in the areas of project administration, procurement and financial management. Existing technical capacities and staffing structures will be assessed by an external consulting firm to better understand current functionality as compared to projected needs. A detailed technical assistance plan will be drawn up, proposing solutions for current capacity issues. Implementation of this plan will occur iteratively over the five years of implementation; with standards and performance milestones set for **planning, human resource management, financial frameworks and procurement processes**. Assurance functions will be built in in the form of external (and eventual) internal audits.

Enrolment trends for Lebanese and non-Lebanese in public education



Identification of sector needs and targets at the individual/HH, institutional and geographical level

Targeting is based on the overall number of children, the enrolment rate based on previous years and the capacities of MEHE. The total number targeted is calculated based on available data sets, assessments and studies. Based on the available data, the most vulnerable areas have been identified and the selection of second shift schools was based on areas with high concentration of displaced Syrians. In addition, an out-of-school mapping exercise will be done based on available data and this data can inform where other educational activities should be implemented.

displaced Syrians and the host communities. Education builds bridges between children and parents from different groups and can have a strong mitigating impact on possible conflicts. Peace education initiatives will therefore play a stronger role in the sector in the coming years, particularly in building capacity on how to address differences/tensions between children from different backgrounds in the same school, in order to strengthen social cohesion inside the classroom and the school premises.

Gender

Gender parity is achieved at primary level while at secondary level attendance of girls is higher resulting in a gender parity index of 1.1. Particularly in the North

Total sector needs and targets 2017

Population Cohort	Total Population in Need	Targeted Population	No. of Female	No. of Male	No. of Children (0-17)	No. of Adolescent (10-17)	No. of Youth (18-24)
Lebanese	451,323	210,470	104,604	105,866			
Displaced Syrians	705,000	280,910	146,074	134,837			
Palestine Refugees from Syria	14,041	9,675	4,886	4,789			
Palestine Refugees in Lebanon	62,519	42,560	21,493	21,067			
GRAND TOTAL	1,232,883	543,616	277,057	226,559			

Type of Institutions	Total	Targeted
Schools	1,257	1,257

Mainstreaming of Conflict Sensitivity, Gender, Youth, Protection and Environment

Conflict sensitivity

More focus on providing education and employment opportunities for adolescents and youth is needed since many have not been able to access such opportunities. Programmes are needed to support school-readiness and learning specifically for youth and adolescents. Engaging them in educational and meaningful activities will not only empower them, but also increase social stability. So far, most programmes for youth and adolescents have focused on life skills education. In 2017, stronger focus will be on enrolling adolescents in technical education, NFE, remedial and homework support.

Education is a concern for all parents and can therefore bring communities closer together. Stronger interaction between host and displaced communities is encouraged with a focus on the academic wellbeing of children. This provides a key opportunity to engage community members positively and pave the way to mitigating social tensions and enhancing conflict sensitivity between the

and the Bekaa there is a substantial gender gap to the advantage of girls due to boys starting work at an early age. While gender equity is slightly in favour of girls, disparities by geographical area at district level and socioeconomic status are more pronounced.^v The number of girls and boys not enrolling in school or dropping out is similar however they are triggered by different reasons. An alarming and growing number of girls are getting married early to minimize risk of wider assault and to reduce the burden on their families of feeding and protecting them. Adolescent girls in particular face gender-based violence. On the other hand, some of the most vulnerable boys and youth are being recruited as workers. Gender parity is solicited in the outreach of children in order to provide both girls and boys with equal opportunities for enrolment inside the public schools.

Youth

Primary youth focus of the education sector are adolescents (14-18 year old) in both formal and non-formal education as well as vocational training. Basic literacy and numeracy will prioritize young people up to the age of 20. Improved quality and expanded reach in this group are expected to better chances for them to find employment in the future.

Protection

The MEHE, in partnership with MoSA, MoJ, and Mol, will seek to establish appropriate policy, mechanisms and protocols to monitor violence against children in schools. The relevant government personnel, caregivers and education stakeholders will be trained in the appropriate referral of cases to protective services.

Inter-sector linkages

Child Protection: Education provides children with safe learning spaces, brings normalcy to their lives, provide psychosocial support and helps identify children at risk or victims of violence, abuse and exploitation which negatively affects children's educational achievements and consequently their short-term and long-term wellbeing and ability to achieve their full potential. To ensure complementarity, both sectors work strongly together and meet on a regular basis. Activities where the sectors collaborate are psychosocial support and teacher training on child protection, and joint information initiatives to ensure children - including adolescent boys and girls - have access to formal and non-formal education. A child protection expert is deployed at MEHE to advise the DOPS counsellors on psychosocial matters and set up a referral system to fight violence, bullying and discrimination inside schools.

Water and Environment: The education sector plan includes the renovation/construction of schools including WASH facilities, while hygiene promotion activities and training in schools are included in the Water sector plan. Environmental education is part of the hygiene promotion curriculum and will be implemented through teacher training and provision of teacher tools.

Health: The education sector strategy incorporates health as a key focus for an improved school environment. The priority activity will be to by regularise health checks for second shift schools, while building capacity of teachers to educate children on health.

Food security: School feeding programmes have been introduced as a possible measure to reduce drop out from schools. While preliminary school feeding projects have started in 2016, a more thorough assessment is needed to review the viability and sustainability of such a programme.





Livelihoods: The Sector strategy maintains a strong focus on developing tailored technical vocational education and/or training. Education programmes that overlap with the Livelihoods sector are twofold: formal technical vocational programmes are planned, implemented and reported under the Education sector. In addition, competency-based technical vocational training and informal apprenticeships in non-formal settings will be additionally supported by the Livelihoods sector.

Endnotes





- i. MAYSA JALBOUT (August 2015), *Race Enrolment Lessons Learned Review: To Inform School Year 2015/16 Enrolment*.
- ii. Search for Common Ground (2014), UNHCR 2016 and IRC data, 2014. (TRACE, June 2014).
- iii. MEHE (2004), *National Education Strategy in Lebanon*, p.63.
- iv. <http://www.ineesite.org/en/>
- v. TRACE, June 2014.

Sector Logframe





Outcome 1: Enhanced access to, and demand from, children youth, and their caregivers, for equitable formal or regulated non-formal education





Indicator 1	Description	Means of Verification	Unit	Frequency												
Number of students (age 3 to 18) enrolled in formal education	Covering costs for public school 1st shift, school rent, counselors, provision of transportation for vulnerable boys and girls															
 Lebanese	 Displaced Syrians	 Palestine Refugees from Syria (PRS)	 Palestine Refugees in Lebanon (PRL)													
Baseline	Target 2017	Target 2018	Target 2020	Baseline	Target 2017	Target 2018	Target 2020	Baseline	Target 2017	Target 2018	Target 2020	Baseline	Target 2017	Target 2018	Target 2020	
	201,470				211,911				9,651				42,560			





Outcome 2: Enhanced quality of education services and learning environment to ensure grade-appropriate learning outcomes for children and youth

Indicator 1	Description	Means of Verification	Unit	Frequency												
Completion rates by cycle	Percentage of children and youth of the corresponding graduation age who have completed a cycle															
 Lebanese	 Displaced Syrians	 Palestine Refugees from Syria (PRS)	 Palestine Refugees in Lebanon (PRL)													
Baseline	Target 2017	Target 2018	Target 2020	Baseline	Target 2017	Target 2018	Target 2020	Baseline	Target 2017	Target 2018	Target 2020	Baseline	Target 2017	Target 2018	Target 2020	
Cycle 1 96%	52.6%	52.6%	52.6%	Cycle 1 68%												
Cycle 2 87%				Cycle 2 51%												
Cycle 3 78%				Cycle 3 52%												

Indicator 2	Description	Means of Verification	Unit	Frequency
Retention rates by cycle	Percentage of students who were at school the last scholastic year who remain at school the next scholastic year			

Indicator 3	Description	Means of Verification	Unit	Frequency
Transition rates by cycle	Percentage of students at the last grade of one cycle the last scholastic year who are at the first grade of the next cycle the next scholastic year			
 Lebanese	 Displaced Syrians	 Palestine Refugees from Syria (PRS)	 Palestine Refugees in Lebanon (PRL)	
Baseline: Target 2017 Target 2018 Target 2020	Baseline: Target 2017 Target 2018 Target 2020	Baseline: Target 2017 Target 2018 Target 2020	Baseline: Target 2017 Target 2018 Target 2020	Baseline: Target 2017 Target 2018 Target 2020
Cycle 1 - Cycle 2 100%	Cycle 1 - Cycle 2 96%			
Cycle 2 - Cycle 3 94%	Cycle 2 - Cycle 3 82%			
Cycle 3 - Secondary 91%	Cycle 3 - Secondary 82%			


Indicator 4	Description	Means of Verification	Unit	Frequency
Number of students in public schools successful in grade 3 and grade 6 learning assessment tests	Remedial support			
 Lebanese	 Displaced Syrians	 Palestine Refugees from Syria (PRS)	 Palestine Refugees in Lebanon (PRL)	
Baseline: Target 2017 Target 2018 Target 2020	Baseline: Target 2017 Target 2018 Target 2020	Baseline: Target 2017 Target 2018 Target 2020	Baseline: Target 2017 Target 2018 Target 2020	Baseline: Target 2017 Target 2018 Target 2020
0	0	0	0	

Indicator 5	Description	Means of Verification	Unit	Frequency
Percentage of children and youth attending regulated NFE who transitioned to formal education				
 Lebanese	 Displaced Syrians	 Palestine Refugees from Syria (PRS)	 Palestine Refugees in Lebanon (PRL)	
Baseline: Target 2017 Target 2018 Target 2020	Baseline: Target 2017 Target 2018 Target 2020	Baseline: Target 2017 Target 2018 Target 2020	Baseline: Target 2017 Target 2018 Target 2020	Baseline: Target 2017 Target 2018 Target 2020
35%				

Outcome 3: Enhanced governance and managerial capacities of RACE 2 implementing institutions to plan, budget, deliver, monitor and evaluate education services

Indicator 1	Description	Means of Verification	Unit	Frequency
	CERD Annual Statistics yearbook is published by 1 August every year for the last academic year, inclusive of all refugee education data			

Indicator 2	Description	Means of Verification	Unit	Frequency
	Annual RACE 2 operational and financial plan and report available			



ENERGY SECTOR

PEOPLE IN NEED	3,309,487				
PEOPLE TARGETED	1,119,171				
REQUIREMENTS(US\$)	<table border="0"> <tr> <td>2017</td> <td>99.2 million</td> </tr> <tr> <td>2018</td> <td>127 million</td> </tr> </table>	2017	99.2 million	2018	127 million
2017	99.2 million				
2018	127 million				
PARTNERS	13				
GENDER MARKER	2a				
CONTACTS	<p>LEAD MINISTRY Ministry of Energy & Water (MoEW) Suzy Hoayek Suzy.hoayek@gmail.com</p> <p>COORDINATING AGENCY UNDP Margunn Indreboe margunn.indreboe@undp.org</p>				

SECTOR OUTCOMES

Outcome #1

99.2 m

By the year 2020, all vulnerable populations in Lebanon will have improved, equitable and gender appropriate access to electricity in terms of quality, quantity and sustainability.

Indicators

Percentage of vulnerable populations with improved quality of electricity

Percentage of vulnerable populations with improved supply hours of electricity

Percentage of vulnerable populations with access to sustainable renewable energy

Percentage of vulnerable populations with access to energy efficient products

Number of sites and municipalities with access to off-grid street lighting

Number of public wells with installed solar power for water pumping

POPULATION BREAKDOWN

POPULATION COHORT	PEOPLE IN NEED	PEOPLE TARGETED	51% Female	49% Male
Lebanese	1,500,000	626,707	319,620	307,086
Displaced Syrians	1,500,000	492,464	251,157	241,307
Palestine Refugees from Syria	31,502			
Palestine Refugees in Lebanon	277,985			

Situation analysis and context

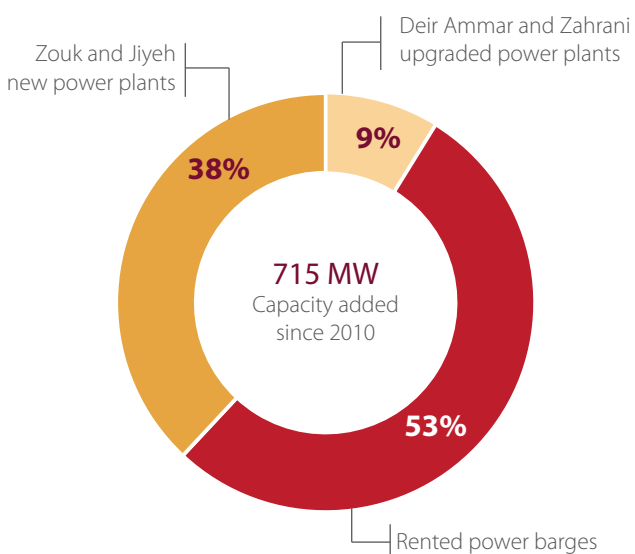
The increased electricity demand caused by the Syrian crisis has created additional stress on the already weak electricity system and underscored its lack of resilience. A study currently undertaken by the Ministry of Energy and Water (MoEW) and UNDP reveals the need to supply an additional 450 to 480 MegaWatts (MW) to cover the demand of the 1.5 million displaced Syrians.

In 2010, prior to the onset of the Syrian crisis, the GoL recognized the critical need to address Energy sector issues and endorsed a Policy Paper for the Energy Sector in June 2010.¹ The paper outlines policy, investments and reforms aimed at increasing the level and quality of electricity supply, managing demand growth, decreasing the average cost of electricity production, increasing revenues and improving sector governance. The paper outlines a set of well-articulated initiatives that ultimately aim at improving service delivery and reducing the fiscal burden that the sector places on public resources.

Starting in 2010, several projects that increase electricity supply were initiated. By the end of 2016, the MoEW and Electricite du Liban (EDL) will have provided an additional 715MW in energy supply capacity through the following projects:

- The upgrade and rehabilitation of the Deir Ammar and Zahrani power plants resulted in additional capacity of 63MW.
- The addition of stand-by capacity through rented power barges provided 380MW.
- By the end of 2016, two new power plants in Zouk and Jiyeh (annexed to the existing plants) will add 272MW to the national grid.

Added Capacity since 2010 (MW)



To date, due to the implemented projects, EDL has 2,950MW¹ of installed capacity (not necessarily generated) available at peak which is almost 90 percent of the current peak demand of 3,300 MW.²

The implementation of the Government's reform and investment programmes is underway but it is being hindered by financial and political obstruction. Until these are fully implemented, Lebanon's electricity sector will continue to underperform and therefore remain a significant burden on public resources. The sector will therefore continue to be highly vulnerable to the shock of increased demand brought about by the displacement of a significant Syrian population to Lebanon.

In addition to simply having insufficient installed generating capacity, the efficiency of the existing system is below normal levels due to poor maintenance, deterioration of facilities, high losses and the need for reinforcement of the transmission network.

Deteriorating and inadequate infrastructure has resulted in poor reliability and inadequate levels of electricity supply. Service delivery standards are low compared to other countries with similar GDP per capita. Even prior to the Syrian crisis, Lebanon suffered extensive load-shedding, with supply cuts in Beirut of at least 3 hours per day and up to 12 hours per day outside of Beirut. The majority of consumers are therefore forced to rely on costly and environmentally unfriendly small diesel generators to provide the balance of their electricity requirements.

The sector is causing a massive drain on the GoL which subsidizes the cost of fuel used in EDL's power plants. The sector cost the government US\$3.056 billion in 2014, \$2.056 billion in 2015 and \$2.1 billion in 2016.³

With tariffs set at below cost recovery, high system losses, and low revenue collections, the sector is entirely reliant on public resources to subsidize the purchase of fuel for power generation.

In September 2015, the GoL signed the UN's resolution regarding the adoption of 17 Sustainable Development Goals (SDG), the seventh of which is: Ensure access to affordable, reliable, sustainable and modern energy for all. For this purpose, the MoEW is currently collaborating with the Prime Minister's Office to draft the Energy chapter of the National Strategy for Sustainable Development that is in line with its Policy Paper and its Renewable Energy strategies. The World Humanitarian Summit considers the SDGs to lie at the core of humanitarian response planning, not to mention that SDG 6 (access to water and sanitation), SDG 3 (access to healthcare) and SDG 4 (access to education) depend largely on the availability of electricity.

(1) Theoretically, 2,950MW is the maximum capacity of all power plants; however, at no point is EDL capable of supplying the available energy due to aging of plants that require recurrent closing for maintenance and to losses generated from operating other inefficient or costly processes.

(2) 3,300MW includes demand of all consumers on Lebanese territories.

(3) The decline in value of subsidies in 2015 and 2016 relative to 2014 is due to the decline in the cost of fuel in the world.

1.1 Impact of the Crisis on the Lebanese Electricity Sector

The displacement of a significant Syrian population to Lebanon due to the ongoing crisis is placing additional stress on an already weak and inefficient electricity system. The most immediate impact of this additional refugee population is evident through a significant increase in demand for electricity. This increase in demand is created by:

- The connection of improvised accommodation such as Informal Settlements, collective sites, substandard shelters and unfinished buildings to the electricity grid;
- Increased residential load where displaced are being hosted in Lebanese households;
- Increased residential load where displaced are renting accommodation;
- Increased load from hotels and other rented accommodations, where occupancy is above normal rates;

Already before the crisis, the Lebanese Energy sector was weak and inefficient and unable to meet the electricity demand. It had reached a point where electricity reliability and service delivery had become significant impediments to economic development and where financial sustainability was unattainable without major reform.

The additional demand created by the displaced Syrians is therefore an increased burden on the deficient system. The increased demand created by an increase in population is either being met through privately operated generators or through illegal connections to the national grid (approximately 45 percent of the displaced Syrians have such connections).ⁱⁱ The illegal connections result in high technical damages to the grid and increase maintenance and reparation costs resulting in additional losses on the Lebanese Energy sector, EDL and GoL. This leads to reduced supply quality and quantity and the Lebanese population face lost economic opportunities.⁴

The fees collected for every supplied kWh does not cover the production and operation costs and therefore does not allow further rehabilitation or extension of the grid. This is further exacerbated by the unpaid bills of customers illegally connected to the grid.

Moreover, and based on UNHCR assessments, significant electricity fees are being paid by the displaced Syrians to EDL as well as for the use of privately owned generators, which is contributing in increasing their already frail economic situation.

It is also important to remember that energy is a cross-cutting element along all sectors, these sectors which are impacted as follows:

(4) Bad electricity supply causes economic losses to businesses which would be more productive if electricity supply was improved and if the costs of private generators were reduced.

1. In addition to their uncovered operation and maintenance costs, the expenses of the Water Establishments (WE) have greatly increased due to their reliance on diesel generators to operate pumps at water sources in an attempt to cover the required water supply.
2. The lack of electricity results in dark roads and contributes to security related problems. Municipalities are forced to prioritize renewable energy settings for street lights to reduce robberies and other security issues.
3. Healthcare institutions are forced to rely more on private generators due to the insufficient supply hours and the poor quality of the supplied electricity.
4. The electricity bills of public schools providing double shifts to enable educating the displaced Syrians' children have doubled due to the crisis.
5. The environmental cost of the additional reliance on diesel generation has not been calculated but should also be considered. It is important to assess the indirect costs of using fuel for household heating and transportation and their impact on greenhouse gases (GHG) emissions. The environmental impacts on air quality and on people's health have been looked at briefly in the Environmental Impact Assessment of the Syrian Crisis but needs further investigation and studies.ⁱⁱⁱ

The unexpected increase in demand makes upgrading of the electricity infrastructure inevitable in order to provide this service as per the national norms and standards, safely and equally to all. In the Lebanese context, electricity is a humanitarian need directly linked to the provision of vital services and, to a large extent, to security and social stability.

1.2 Quantified Impact on Lebanon's Energy Sector:

MoEW is currently conducting a study entitled "Survey and assessment of the implications on electricity in Lebanon from the current Syrian crisis and the prioritization of interventions".⁵ The study reflects a preliminary production requirement of 447MW to supply 1.5 million displaced Syrians with electricity.^{iv} The distribution of the needs across the Governorates is shown on the bar chart (next page).^v

The burden of supplying this additional demand imply two service and financial needs:

- A. Needs of the Government to cover the cost of supplying electricity to the displaced Syrians

MoEW/UNDP's study shows that the yearly consumption of Syrian households amounts to 2,013GWh/year,⁶ or an average power consumption of 390MW, or an equivalent capacity that should be generated by EDL's existing

(5) Note that all values in this report pertaining to this study are preliminary figures; a margin of error of 10 percent should be accounted for until the final approved results and reports are published in December 2016.

(6) This figure corresponds to 5,514,630 kWh consumed per day by the 1.5 Million refugees.

power plants of 447MW.⁷ Knowing that the average production cost is currently 13.5USc/kWh,⁸ and that fees are collected at a subsidized rate of 8.97USc/kWh (equally from Lebanese and others), the cost of providing additional 447MW is estimated at \$313 million in 2016, causing an estimated deficit of \$222 million a year.⁹ These losses are borne by the GoL who is already lacking means to cover its subsidies to the sector, and is therefore not in a position to afford additional expenses.

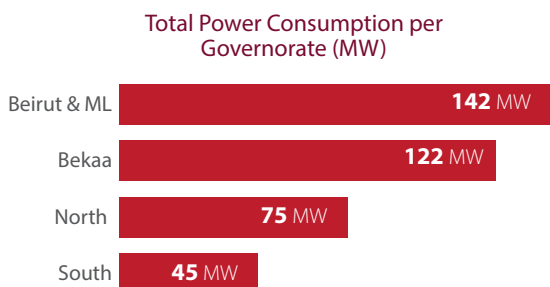
In addition the study shows that at least 45 percent of the electrical connections of Syrian households to the grid are done in an illegal manner, which not only implies lost sales to the already exhausted Government and EDL, but also incurs technical losses on the grid and deprivation of other legally connected customers from proper electricity.^{vi}

B. Cost to Lebanese Consumers of Alternative Electricity Supply

Since 2010, MoEW has made an effort to increase electricity production by 715MW, of which 445MW are currently being supplied, supposed to achieve an additional supply of four hours. Despite this the average available hours of power to Lebanese consumers has remained constant at an average of 14 hours per day between 2012 and 2016. Additional outage hours at peak times are more frequent and the quality of the electricity supplied has decreased due to the overloaded transmission and distribution networks. Lebanese consumers are therefore forced to meet the lost supply through more expensive options such as private generators which adds a burden on a population already suffering from an economic crisis. Therefore, the economic cost for providing around 447MW of additional power at 8.97USc/kWh and which is borne by Lebanese who pay for private generation at a unit rate of 14.5USc/kWh is around \$292 million in 2016, resulting in \$111 million losses incurred by the Lebanese consumers.

Therefore, the overall losses on Lebanon's Energy sector resulting from Syrian refugees is \$333 million per year, or \$1.33 billion until 2020.¹⁰

Power Consumption of displaced Syrians



(7) This figure is the capacity required at production level to supply energy at a consumption level equivalent to 390MW plus 15 percent to account for technical losses.

(8) US cents/KWh. This figure is not constant, as it fluctuates with the cost of fuel worldwide. Before 2015, this cost of production was much higher.

(9) This represents the difference between the fees collected from displaced Syrians and the cost of production of 447MW.

(10) Assuming that the Syrian population in Lebanon will remain at 1.5 million, fees, rates of collection and percentage of illegal connections will remain constant until 2020.

Overall Sector Strategy^{11vii}

The overarching objective of the Energy sector in Lebanon is to improve access to electricity at agreed minimum standards to households affected by the Syrian crisis and across sectors providing vital services. It aspires to provide electrical services to Lebanese hosting communities and displaced Syrians in an equitable manner while also reducing the negative impact on the environment and limiting the financial impact on the Lebanese consumers and the Government.

Consequently, the required interventions (outputs and activities) can be summarized as follows:

- Capital investment in generation capacity and associated transmission and distribution networks to meet the additional demand created by the displaced Syrians; and
- Supporting the implementation of the Government's development plans through institutional capacity and technical assistance.

While MoEW continues to steadily implement its Policy Paper for the Energy Sector, a number of short and medium term projects will be selected and accelerated in order to directly target the impact of the Syrian crisis on the sector.

2.1 Sector Outcomes and Outputs

The strategy is based on one outcome reflecting the above-stated overarching objective, four outputs and 24 activities to implement it, and an overall budget of this plan of \$444 million over a period of four years. For 2017, the budget is estimated at \$99.3 million.

Outcome 1 - By the year 2020, all vulnerable populations in Lebanon will have improved, equitable and gender appropriate access to electricity in terms of quality, quantity and sustainability.

In the following section, outputs and activities of the Energy sector under the LCRP are presented together with an implementation plan, target and budget. It should be noted that the proposed plan will not target households in informal settlements for the following reasons:

- The policy of GoL is that no permanent infrastructure should be installed in the informal settlements.
- The risk of evictions is very recurrent which threatens sustainability of implemented works.
- The electric demand of 239,000 Syrians living in

(11) The Energy Sector is guided by the broader strategies and plans of the GoL; principal among these are the Policy Paper for the Electricity Sector (MoEW, 2010); the National Energy Efficiency Action Plan for Lebanon (NEEAP 2016-2020), the National Renewable Energy Action Plan for Lebanon (NREAP 2016-2020), the National Sustainable Development Strategy (GoL, under preparation, to be issued in 2017), and the Lebanon Environmental Assessment of the Syrian Conflict and Priority Interventions (MoE, 2014) and its updates. In addition, it uses various assessments conducted by MoEW in collaboration with different agencies to understand where the most urgent and critical needs are, such as the "Survey and assessment of the implications on electricity in Lebanon from the current Syrian crisis and the prioritization of interventions" (UNDP, 2016), the Economic and Social Impact Assessment of the Syrian Conflict in Lebanon (World Bank, 2013), and the Vulnerability Assessment of Syrian Refugees (VASyR, 2016).

informal settlements does not exceed 30MW, less than 8 percent of total demand.

Output 1 - Increased Electricity Generation from Renewable Energy Sources¹²

Activities under this output aim at implementing projects that can partly satisfy the additional energy requirements through renewable energy sources, as listed below.

Population assumptions under this output are based on MoEW's ongoing study of the implications the current Syrian crisis has on electricity.^{viii}

- Number of Syrian households: 333,869 (291,222 not residing in IS and 42,647 residing in IS)
- Number of displaced Syrians: 1,260,357 not residing in IS and 239,643 residing in IS
- Power Consumption: 359,430 kW outside the IS and 30,075 kW inside the IS
- Energy Consumption: 5,120,196 kWh outside the IS and 394,434 kWh inside the IS

a. Solar Water Heaters for Residential Facilities:

This activity optimistically targets a total number of 291,222 households divided equally between vulnerable Lebanese and displaced Syrians. If fully implemented, this activity would save 750,000 MWh/year and cause a yearly reduction in CO2 emissions of 500,000 tons. It has the biggest share of the sector's budget amounting to \$233 million, but it is a sustainable measure that would remain a renewable energy source for the Lebanese after the safe return of the displaced populations.

b. Solar Off-Grid Lighting around informal settlements and on public municipal streets:

It is recommended to install about 5,000 off-grid solar lighting poles in different outdoor areas, around informal settlements and on main roads in municipalities

hosting vulnerable populations. This would ensure safer movement for both Lebanese communities and displaced Syrians. The total budget is \$6 million.

c. Solar Pumping for Public Wells:

Water Establishments have been suffering from additional expenses on private generators to supply additional volumes of water to localities with high concentration of displaced Syrians. Providing solar panels to power pumps at public wells would reduce the generator bills, and would be an environmentally friendly energy source that requires minimum maintenance. The maximum estimated installed capacity is 7 MW peak (MWp) and can be distributed among vulnerable localities according to the pumping requirements and land availability surrounding the public well. The total budget is \$10.5 million.¹³

d. Solar PV Farms for Electricity Generation:

This activity recommends the installation of solar PV panels to serve a small community or public institutions. This activity targets vulnerable localities and is intended to provide cheaper electricity to consumers and to alleviate the demand on the national grid.

The maximum estimated installed capacity is 7.5 MWp and can be distributed among the different governorates. The total budget is \$11.25 million.

The implementation of activities under Output 1 would reduce the demand on the national grid and the distribution and transmission networks, decrease the losses on EDL and more importantly provide better quality and cheaper electricity to both the Lebanese hosting communities and the displaced Syrians, and as such impact positively their economic vulnerability.

Table 1: Summary of Proposed Activities, Energy Savings and Budgets for 2017-2020 for Output 1:

Source	Energy Saving in 2017 (MWh/yr (15%))	Budget 2017 (\$)	Energy Saving 2018-2020 (MWh/yr (85%))	Budget 2018-2020 (\$)	Total yearly CO2 emissions reduction (tons)
Solar water heating for residential facilities	112,500	35,000,000	637,500	198,000,000	500,000
Solar off-grid lighting	328.5	900,000	1,861.5	5,100,000	1,423
Solar pumping	1,680	1,575,000	9,520	8,925,000	7,280
Solar PV farms for electricity generation	1,800	1,687,500	10,200	9,562,500	7,800
Total	116,309	39,162,500	659,081	221,587,500	516,503

(12) Activities and corresponding figures under Outputs 1 and 2 have been calculated by the Lebanese Center for Energy Conservation (the technical partner of MoEW for renewable energy, also known as LCEC) specifically to mitigate impact of displaced Syrians on energy in Lebanon.

(13) Based on estimation of land availability around areas with high concentration of refugees.

Output 2 - Electric Demand is reduced through provision of Energy Efficient products

If Output 1 targets the upstream, supply side of electricity, Output 2 targets the downstream, demand management side of the sector. The activities under this output energy efficiency measures will be deployed with that aim of reducing the energy consumption in Lebanese communities, Syrian shelters, schools, health care centers, hospitals and SDCs. In these locations, the common types of electricity use is for heating and cooling, domestic water heating, lighting and cooking (mainly in residential facilities).

Based on the type of shelter/facility and the same population assumptions as in Output 1, the proposed energy efficiency activities are as follows:

e. Indoor LED Lighting and Solar cookers in Households:

The needed number of LED lamps is estimated to be eight for households not residing in IS and two for households residing in IS, which is equivalent to 2,415,000 lamps given that the number of households is 333,869 units. Also, it is assumed that electric stoves can be successfully replaced by solar cookers in 20 percent of the households equally divided between vulnerable Lebanese households and households of displaced Syrians.

Improved lighting would foster protection of women and children and would ensure a higher safety in buildings and households. These energy efficient measures would reduce the electricity bills of consumers as well as alleviate the demand on the national grid. The total budget is \$35.4 million.

f. Indoor LED Lighting and Lighting Control in Public Schools:

The proposed lighting measure aims at reducing the additional lighting consumption due to the second afternoon shift in public schools. Considering that each classroom comprises eight linear or compact fluorescent lamps, then the total number of LED retrofits required is 33,280.¹⁴ Also, installing motion detectors in WCs and circulation areas such as corridors and stairways in 160 schools, would result in additional energy savings. These activities will reduce the electricity bill of schools and allow them to install more lighting to secure safety of children. The total budget is \$960,000.

g. Energy Audits in Hospitals and Implementation of Measures:

According to the Ministry of Public Health (MoPH), the total number of governmental hospitals in Lebanon is 29.

Energy audits are required in hospitals in order to identify the energy consumption profiles and implement recommended energy efficiency measures. The measures would be mainly related to efficient lighting,

lighting control and water heating. Reducing the demand of electricity in hospitals will improve the quality of the supply and as such will reduce their reliance on private generators and the consequent expenses. The total budget is \$6.3 million.

h. Walk-in Energy Audits in PHC, SHC, SDC and Implementation of Measures:

As per MoSA and the Inter-Agency Information Management Unit, there are 220 primary healthcare centers in Lebanon, 128 secondary healthcare centers, and 220 SDCs.

In such types of facilities, a walk-in energy audit is sufficient to replace conventional lighting by LED lighting. Reducing their demand of electricity will improve the quality of the supply and as such will reduce their reliance on private generators and the consequent expenses. The total budget is \$6 million.

i. Horizontal Measure – Variable Speed Drives for Pumps

The total number of wells in Lebanon is 841 with a total discharge of 248,775,097 m³/year.^{ix}

When installing variable speed drives on pumps, the energy consumption would be reduced by 50 percent, resulting in major energy savings to Water Establishments and a reduction in electricity and fuel bills. The total budget is \$1.5 million (corresponding to Variable Speed Drives [VSD] pumps in 340 public wells).

Table 3: Summary of Output 1 and 2:

	Energy Saving 2017-2020	Budget 2017-2020	Total CO2 emissions reduction
	MWh/year	\$ million	Tons
Output 1	775,400	260.75	2,066,012
Output 2	200,000	50.17	512,400
Total 1+2	975,400	311.00	2,578,412

Following the implementation of Output 1 and Output 2 above, the total load reduction from the national grid is 975,400 MWh/year or 191MW per year.

The energy consumption by Syrian displaced that remains to be covered is 2,314,706 - 975,400 MWh/year = 1,339,306 MWh/year equivalent to 256MW per year.

Alternative action: Provide Alternative Sources to fill supply gaps

The first two outputs, if completely implemented, can provide a reduction of only 43 percent (191MW out of 447MW) of the energy requirements by the Syrians, for an overall budget of \$311 million by 2020.

Even if the \$444 million requested by the Energy sector in the LCRP would be fully funded by 2020, the full cost of \$1.33 billion incurred solely by the electricity demand of the displaced Syrians in Lebanon will not be covered. Not only is this cost being directly borne by the Government and its people, but the Lebanese are also not witnessing what their Government has achieved in terms of increased power generation over the past four years, and

(14) 42 percent of Syrian students attend the first shift while 58 percent attend the second shift. The latter share is equivalent to 61,942 students distributed over 160 schools opening in the afternoon. Accordingly, the average number of students per school is 388. Assuming each classroom includes 30 students, then 13 classrooms are occupied per school, equivalent to 2,080 classrooms in 160 schools.

this is creating more resentment and social tensions.

Therefore, it is essential to either find new sources of energy production or to assist MoEW and the GoL to assume the additional costs resulting from the impact of the Syrian crisis.

Irrespective of the source of power production, the increased load borne by the transmission and distribution networks requires to rehabilitation and/or reinforcement of the networks as detailed in the following sections.

Hence a total of around 1,100 Mega-volt ampere (MVA) are currently being added to the capacity of the transmission network.

Regions with large populations of displaced Syrians are fed by substations on the 66 kV network. Most of these substations are overloaded. They require rehabilitation and upgrading as well as reinforcement of the corresponding 66 kV overhead transmission lines.

As a result, the Syrian crisis has had a direct impact on the

Table 2: Summary of Proposed Activities, Energy Savings and Budgets for 2017-2020 for Output 2:

Source	Energy Saving in 2017 (MWh/yr)(15%)	Budget 2017 (\$)	Energy Saving 2018-2020 (MWh/yr) (85%)	Budget 2018-2020 (\$)	Total yearly CO2 emissions reduction (tons)
Indoor LED Lighting	13,487	4,350,000	76,424	24,650,000	56,200
Solar Cookers	12,994	963,000	73,631	5,457,000	56,300
Schools – Indoor LED Lighting	151	120,000	857	680,000	655
Schools – Motion Detectors	-	24,000	-	136,000	-
Hospitals – Energy Audits	-	290,000	-	-	-
Hospitals – Measures Implementation	-	900,000	-	5,100,000	-
PHC, SHC, SDC – Walk-in Energy Audits and Implementation	-	900,000	-	5,100,000	-
Horizontal Measure – VSD for Pumps	3,358	225,000	19,031	1,275,000	14,933
Total	30,000	7,772,000	170,000	42,398,000	128,100

Output 3 - Transmission Network is reinforced

The transmission network serves to transmit the energy produced by the generation sites to the distribution networks through Overhead Transmission Lines (OHTL), High Voltage Substations (SS), and Underground High Voltage Cables (UGC). Substations of the transmission network reduce the high voltage in the power plants to medium voltage. The medium voltages used in Lebanon are 220 kV, 150 kV and 66 kV. In some areas 33 kV voltage is still used.

Currently, the transmission network is being rehabilitated and upgraded as per the National Electricity Policy paper, with the following projects being implemented by MoEW under law 181/2011:

1. Substations: 3 Gas Insulated Switchgears 220 kV in Dahieh, Achrafieh and Bahsas.
2. New transformers: 6 new 70MVA have been added in existing Substations in Deir Nbouh, Deir Ammar, Zouk, Bsalim, Zahrani, and Sour.
3. Capacitor banks have been added inside remote Substations to sustain the level of Voltage in Nabatieh, Sultanieh, Labiue, Hermel, Qobayyat.
4. Overhead transmission line 66 kV double circuit from Dear Nbouh to Baalbeck passing through Substations of Bared, Halba, Kobayyat, Hermel, Laboue, Bidnayel and Baalbeck has been installed.
5. EDL is executing two 220 kV substations in Saida and Baalbeck.

transmission sector, because it overloads the high voltage substations and transmission lines. This is forcing many large consumers, like hospitals and industries, to rely on private generators, not only because of power shedding, but also due to the significant drop in voltage resulting from the additional load carried by the substations.

In conclusion, and based on the ongoing MoEW study on power consumption rates per caza, it can be deduced that the following Substations should be upgraded or completely reconstructed depending on the available space. The table below shows works currently under execution or planned to be carried out by MoEW/EDL.

If implemented these works would result in better voltage quality of the electricity supplied to consumers and a reduction in the losses of the transmission system, and consequently an increase of supply hours.

Table 4: Summary of Output 3:

Governorate	66 kV outgoing Bay	66 kV incoming Bay	20 MVA transformer	40 MVA transformer	MV Switchgears	Current Works by MoEW/EDL	
Hermel	2	1	1		1	upgrading the 66 kV Overhead Transmission Line (OHTL)	
Laboueh	2	1	1		1		
Anjar	2	1	1		1		
JibJanine	2	1	1		1		
Marjeyoun	2	1	taken From Nabatieh SS		1	upgrading the 66 kV OHTL from Sultanieh to Marjeyoun S/S	
Nabatieh				1	1		
Beiteddine	2	1	1		1	EDL is upgrading the 66 OHTL	
Sibline				1	1		
Kobayat	2	1	1		1	MoEW is upgrading the 66 kV OHTL linking Kobayat to Halba and Hermel S/S.	
Halba	2	1	1		1	MoEW is upgrading the 66 kV OHTL linking Halba and Kobayat and Bared S/S.	
Total (Units)	16	8	7	2	10		
Estimated Budget (\$/Unit)	250,000	250,000	300,000	450,000	500,000		
Total Budget 2017-2020 (\$)						14,000,000	

Output 4 - Reinforce the Distribution Network

The distribution network is the final stage in the delivery of electric power. Its function is to reduce the medium voltage carried by the transmission substation to a low voltage. The medium voltage is carried by Medium Voltage feeders (cables) to the transformers which reduce the current to a low voltage usable by consumers. A distribution network consists of the following elements:

1. Primary distribution cables (MV feeders) carry the medium voltage to MV/LV transformers. These cables can be underground or overhead.
2. Transformers, supported with network protection devices and accessories, reduce the medium voltage (MV) to low voltage (LV).
3. Poles and cables through which LV current is carried to customers.

In the context of implementing the Policy Paper, the majority of the distribution network in Lebanon has been rehabilitated in all Lebanese areas since 2010.

However, the sudden overloading of these networks as a result of the Syrian refugees in the country is resulting in:

1. Failure or damage of distribution transformers
2. Additional losses in the systems, especially with the increased number of illegal connections to the grid
3. Poor quality of the electric current reaching consumers
4. Decreased supply hours due to the incapacity of transformers to accommodate additional load
5. Deprivation of electricity to Lebanese hosting communities

Today around 18,200 transformers service more than 5.85 million Lebanese and Syrians, which implies that

each unit is servicing 320 people, instead of 220 people as planned before the crisis.

A number of projects have been proposed to mitigate the effects of the additional electrical consumption. These projects will provide reliable access to electricity and reduce the technical losses in areas of high consumption and provide displaced Syrians with more reliable power to cover their needs.

The generation of 447MW for 250kva MV/LV transformers and their related poles, cables, network protection devices and accessories with a MV/LV utilization factor of 80 percent would result in providing 2,250 fully operational transformers (their distribution depends on population consumption and density).

In general, it is necessary to rehabilitate 1,535 of the existing 18,200 transformers and to provide 700 new transformers to be installed in highly vulnerable communities in order to improve services to both Lebanese and displaced Syrians. However, a more detailed assessment will be conducted to make sure that rehabilitation work is done on transformers that have been damaged or are underperforming as a result of the additional load.

To have a significant impact by the end of 2017, it is planned to rehabilitate 40 percent or 280 transformers in the coming year and add 614 new ones. The proposed works would cost around \$46 million out of a total budget of \$115 million over four years.¹⁵

For a baseline population of 1.5 million displaced Syrians, the cost per refugee per month corresponding to the cost of rehabilitating a portion of the distribution network does not exceed \$1.6/refugee/month or 19\$ per year.

If these proposed works on the distribution network are implemented, Lebanese hosting communities and

(15) Excluding design and supervision costs

displaced Syrians would feel an improvement in the quality of the electric current supplied and an increase in the number of hours supplied. As such, their reliance on private generators will decrease and their bills would be less of a burden. It is also expected that these works would decrease illegal connections to the grid and the losses in the system.

Table 5: Summary of Output 4:

Governorate/ District	Estimated No. of New Transformers	Estimated No. of Rehab. Transformers	MV Feeders / OH	MV Feeders / UG	Total Budget Per Region (\$)
Akkar	50	111	2	1	8,273,042
North	99	217	4	2	16,209,642
Bekaa	79	174	3	2	12,987,253
Baalbek-Hermel	57	124	2	1	9,274,351
Beirut	56	123	2	1	9,189,064
Mount Lebanon	242	531	10	5	39,710,475
South	74	161	3	2	12,068,642
El Nabatieh	43	95	2	1	7,117,280
Grand Total	700	1,535	29	16	114,829,750

Proposed Activities: In summary, the table above shows the proposed mitigation works on the distribution network in the coming four years.

Technical Assistance to Implement the Proposed Outputs

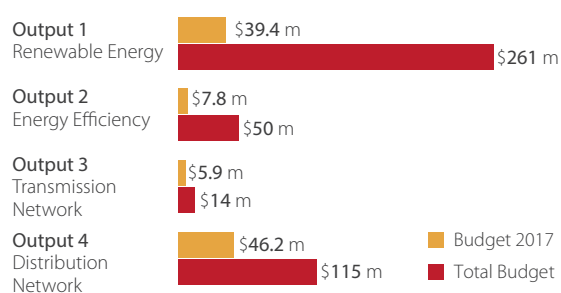
The Energy sector Policy Paper is for the most part being implemented by a group of specialized experts and consultants under the employment of the Ministry, who have become overburdened by trying to respond to the impact of the Syrian crisis.

Therefore, to implement and manage the activities proposed in this strategy, a dedicated team of experts and consultants is required to provide the necessary support, due diligence and supervision.

The international community is requested to provide immediate support to ensure sufficient institutional capacity to oversee implementation and completion of the above mentioned projects and the short term improvement interventions in electricity supply.

MoEW would estimate the need for a team of senior and junior consultants for the implementation of the above plan for four years at an estimated budget of \$4 million.

Energy Sector Budget



2.2 Identification of sector needs and targets at the individual, institutional and geographic level

In Lebanon, displaced Syrians are mainly residing in two types of areas:

- Those living in informal settlements constitute

18 percent of the displaced Syrians and are located typically in agricultural areas. They require comprehensive assistance in basic services, especially electricity, to allow them to have basic household lighting, cooking appliances, hot water for bathing and other usages. Provision of street lighting in informal settlements is also a major element for security for the displaced Syrians as well as the Lebanese hosting communities, and as such reduces social tensions between both populations.

- Those that have settled within hosting communities constitute 82 percent of the displaced Syrian population. They typically concentrate in densely populated urban centers, in particular in already impoverished neighborhoods and in informally developed urban areas, where access to essential electricity is insufficient. Lebanese and displaced Syrians living in substandard shelters require improved electricity services, ensuring sufficient access to all.

- As for the Palestine Refugees in Lebanon and Palestine Refugees from Syria living in camps in Lebanon, the MoEW and EDL have pending claims with UNRWA extending from 2003 until 2014. These claims are currently being handled by the Ministry of Foreign Affairs. As such, MoEW is in no position, thus far, to take into account the demand of these populations within the LCRP. If solutions are reached within the period between 2017 and 2020, the Energy sector strategy under the LCRP will be revisited accordingly.

The sector's response targets the needs of the most vulnerable first, using the following criteria to prioritize activities and projects:

- a. Focus on geographical areas with the highest concentration of affected people and with no/poor access to sufficient quantity, quality and continuity of services related to electricity.
- b. Implementation of pre-planned priority projects that are part of the GoL's strategies and masterplans which ensure vital service provision to the most vulnerable communities in a sustainable manner.
- c. Focus on the highest risks to environmental degradation in areas with the highest concentrations of displaced Syrians impacting natural resources.
- d. Focus on areas presenting security challenges and social stability issues.
- e. Focus on vulnerable groups, households and individuals (i.e. female/child headed households, elderly or disabled persons and minors, children in schools, hospitals) for specific assistance.
- f. Focus on public institutions providing vital services to the displaced Syrians and to the vulnerable host community affected by their presence.

By taking into account the mapping of the 251 vulnerable localities, the MRR, and the priority list of requests of vulnerable municipalities submitted to MoEW and EDL, and the ongoing MoEW assessment, the Energy strategy aims at improving electricity services to all vulnerable populations in Lebanon, be it Lebanese or Syrian, within the coming four years if all the outputs and activities are fully implemented.

Mainstreaming of conflict sensitivity, gender, youth, people with specific needs (PwSN) and environment

Conflict Sensitivity

Electricity generation through renewable energy, provision of energy efficient products, off-grid PV street lights and reinforcement of the transmission and distribution network are all activities that improve the quality and quantity of electricity supply and that reduce social tensions between Lebanese hosting communities and displaced Syrians.

People with Specific Needs

Special attention would be given to prioritize service provision to persons with disability, families with young children and to elderly.

Environment

Renewable energy sources, use of energy efficient products and connection to the grid are the best examples on how the sector would help in reducing the impact of the Syrian crisis on air quality in Lebanon through reducing the use of diesel generators.

Total sector needs and targets 2017

Population Cohort	Total Population in Need	Targeted Population	No. of Female	No. of Male	No. of Children (0-17)	No. of Adolescent (10-17)	No. of Youth (18-24)
Lebanese	1,500,000	626,707	319,620	307,086	195,219	102,404	
Displaced Syrians	1,500,000	492,464	251,157	241,307	263,961	94,061	50,724
Palestine Refugees from Syria	31,502		-	-	-	-	
Palestine Refugees in Lebanon	277,985		-	-	-	-	
GRAND TOTAL	3,309,487	1,119,171	570,777	548,393	459,180	196,465	50,724

Type of Institutions	Total	Targeted
Municipalities		TBD
Public Schools	24	24
Water Establishments	4	4
Social Development Centers	33	33
Central Ministries	1	1
Public Hospitals	5	5
Primary Healthcare Centers	33	33
SHC	19	19
Electricité du Liban	1	1

Inter-sector linkages

All vital services in Lebanon depend on provision of electricity. The sector therefore has close linkages with a number of other sectors.

Health: Ensure proper functioning of fridges and other equipment in health facilities in addition to reduce the healthcare institutions' electricity bills through renewable energy sources and energy efficient products.

Education: Reduce electricity bills on public schools hosting displaced Syrians.

Basic Assistance: Reduce the use of private generators, and contribute to reduction of electricity fees paid by vulnerable populations in order to reduce their economic vulnerability in a sustainable manner.

Shelter: Burning of tents in informal settlements from the use of candles took the life of several Syrian children in the past years. Improving the quality and supply hours of electricity would improve the shelter conditions and reduce such risks.

Social Stability/Livelihoods: Renewable energy sources and the increase of electricity supply hours will improve the lighting of public spaces (roads, etc.) which will enhance the security within the community and contribute to the social stability between the host community and the displaced Syrians.

Food Security: Food conservation of cooked dishes requires refrigeration especially in Lebanon where the temperature can reach 38 degrees. Many diseases are noticed due to food intoxication. Improving access to electricity would improve food security.

Protection: Lighting of Informal Settlement sites and municipal roads will largely contribute to the creation of a protection space mainly for women and kids but also for youth, disabled and all vulnerable population.

Water: Water supply is facing a large challenge of unaffordable bills of diesel for private electricity generation. Connection of pumping stations to the grid or to renewable energy sources would highly improve water supply and reduce economic burdens on Water Establishments. Moreover, pumping wastewater in networks and treating it in wastewater treatment plants require electricity. The cuts lead to bad treatment of wastewater and are therefore a threat to the environment and to public health especially when wastewater is discharged raw in rivers and when untreated wastewater is reused for irrigation purposes.





Endnotes

- i. Lebanon, Ministry of Energy and Water (June 2010), *Policy Paper for the Electricity Sector*.
- ii. Lebanon, Ministry of Energy and Water and UNDP (2016), *Assessment of the Impacts of the Syrian Crisis on the Lebanese Electricity Sector*.
- iii. Lebanon, Ministry of Environment, European Union, UNDP (September 2014), *Lebanon Environmental Assessment of the Syrian Conflict and Priority Interventions*.
- iv. Lebanon, Ministry of Energy and Water and UNDP (2016), *Assessment of the Impacts of the Syrian Crisis on the Lebanese Electricity Sector*.
- v. Ibid.
- vi. Ibid.
- vii. Lebanon, Ministry of Energy and Water (June 2010), *Policy Paper for the Electricity Sector* ; Lebanon, Ministry of Energy and Water (March 2016), *Second National Energy Efficiency Action Plan for the Republic of Lebanon: NEEAP 2016-2020* ; Lebanon, Ministry of Energy and Water, *National Renewable Energy Action Plan for Lebanon: NREAP 2016-2020*; Lebanon, Ministry of Environment, European Union, UNDP (September 2014), *Lebanon Environmental Assessment of the Syrian Conflict and Priority Interventions* ; Lebanon Ministry of Energy and Water, UNDP (2016), *Survey and assessment of the implications on electricity in Lebanon from the current Syrian crisis and the prioritization of interventions*, UNHCR, UNICEF, WFP (2016), *Vulnerability Assessment of Syrian Refugees 2016*, Lebanon.
- viii. Lebanon Ministry of Energy and Water, UNDP (2016), *Survey and assessment of the implications on electricity in Lebanon from the current Syrian crisis and the prioritization of interventions*.
- ix. Lebanon, Ministry of Energy and Water and UNDP (2014), *Assessment of Groundwater Resources of Lebanon*.





Sector Logframe

Outcome 1: By the year 2020, all vulnerable populations in Lebanon will have improved, equitable and gender appropriate access to electricity in terms of quality, quantity and sustainability.





Indicator 1	Description	Means of Verification	Unit	Frequency
Percentage of vulnerable populations with improved quality of electricity	Measure the improvement of quality due to rehabilitation/upgrading of the electricity infrastructure in affected areas	Assessment study in 2018	Percentage	Bi-annual

 Lebanese				 Displaced Syrians				 Palestine Refugees from Syria (PRS)				 Palestine Refugees in Lebanon (PRL)			
Baseline	Target 2017	Target 2018	Target 2020	Baseline	Target 2017	Target 2018	Target 2020	Baseline	Target 2017	Target 2018	Target 2020	Baseline	Target 2017	Target 2018	Target 2020
0%	18%		45%	0%	7%		17%								





Indicator 2	Description	Means of Verification	Unit	Frequency
Percentage of vulnerable populations with improved supply hours of electricity	Measure the improvement in the number of supply hours of electricity due to rehabilitation/upgrading of the electricity infrastructure in affected areas	Assessment study in 2018	Percentage	Bi-annual

 Lebanese				 Displaced Syrians				 Palestine Refugees from Syria (PRS)				 Palestine Refugees in Lebanon (PRL)			
Baseline	Target 2017	Target 2018	Target 2020	Baseline	Target 2017	Target 2018	Target 2020	Baseline	Target 2017	Target 2018	Target 2020	Baseline	Target 2017	Target 2018	Target 2020
0%	18%		45%	0%	7%		17%								

Indicator 3	Description	Means of Verification	Unit	Frequency
Percentage of vulnerable populations with access to sustainable renewable energy	Measure the number of interventions that allowed implementation of renewable energy sources	NREAP (LCEC/MoEW assessment in 2018)	Percentage	Bi-annual

 Lebanese				 Displaced Syrians				 Palestine Refugees from Syria (PRS)				 Palestine Refugees in Lebanon (PRL)			
Baseline	Target 2017	Target 2018	Target 2020	Baseline	Target 2017	Target 2018	Target 2020	Baseline	Target 2017	Target 2018	Target 2020	Baseline	Target 2017	Target 2018	Target 2020
0%	6%		39%	0%	7%		49%								

Indicator 4	Description	Means of Verification	Unit	Frequency
Percentage of vulnerable populations with access to energy-efficient products	Measure the number of energy-efficient products that have been implemented at household and institutional levels	NEEAP (LCEC/MoEW assessment in 2018)	Percentage	Bi-annual

 Lebanese				 Displaced Syrians				 Palestine Refugees from Syria (PRS)				 Palestine Refugees in Lebanon (PRL)			
Baseline	Target 2017	Target 2018	Target 2020	Baseline	Target 2017	Target 2018	Target 2020	Baseline	Target 2017	Target 2018	Target 2020	Baseline	Target 2017	Target 2018	Target 2020
0%	4%		39%	0%	4%		49%								



FOOD SECURITY SECTOR

PEOPLE IN NEED

2,013,213

PEOPLE TARGETED

961,388

REQUIREMENTS(US\$)

2017 507.2 million
2018 507 million

PARTNERS

32

GENDER MARKER

2a

CONTACTS

LEAD MINISTRY
Ministry of Agriculture (MoA)
Nadine Abdel Khalek
nkhalek@agriculture.gov.lb

COORDINATING AGENCIES
WFP and FAO
Elena Rovaris
elena.rovaris@wfp.org
Pardie Karamanoukian
pardie.karamanoukian@fao.org

SECTOR OUTCOMES

Outcome #1 \$75 m

Food availability is promoted through in kind food assistance and sustainable food value chains

Indicators

Percentage of targeted HHs with Percentage of targeted HHs with borderline or acceptable Food Consumption Score

Number of farmers with enhanced farming production

Outcome #2 \$416.8 m

Food accessibility is promoted through cash based food assistance and agricultural livelihoods

Indicators

Percentage of targeted HHs with borderline or acceptable Food Consumption Score

Number of farmers benefiting from improved agricultural productive infrastructure and communal assets

Number of individuals employed in the agricultural sector

Number of youth enrolled in agricultural technical schools

Outcome #3 \$7.9 m

Food utilization is promoted through enhanced dietary quality (in its different dimensions) by improving food safety, nutrition practices and others

Indicators

Number of individuals supported for improved nutritional practices

Outcome #4 \$7.5 m

Stabilization is promoted through enhanced information on food security, coordination of agriculture activities and supporting national institutions

POPULATION BREAKDOWN

POPULATION COHORT	PEOPLE IN NEED	PEOPLE TARGETED	51% Female	49% Male
Lebanese	586,711	92,679	47,266	45,412
Displaced Syrians	1,395,000	837,207	426,975	410,231
Palestine Refugees from Syria	31,502	31,502	16,011	15,435

Situation analysis and context

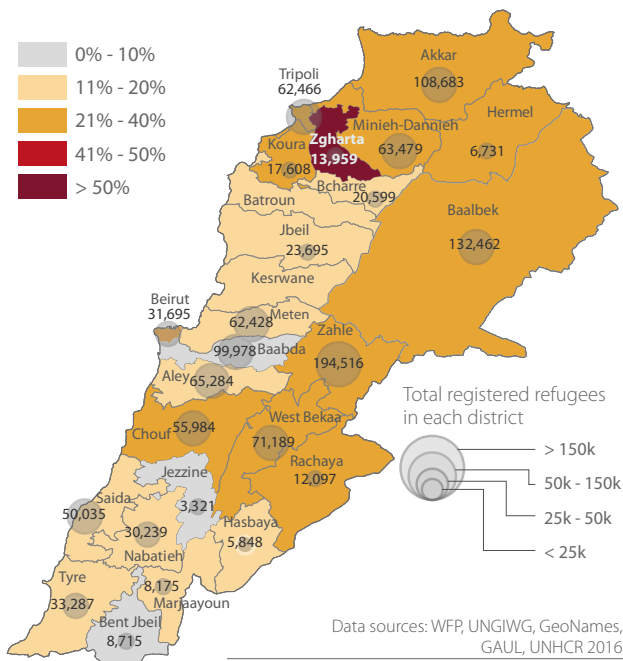
1.1 Impact of the crisis on food security situation

During the past five years, the effects of the protracted Syrian crisis have severely impacted food security in Lebanon. Vulnerable populations including displaced Syrians, Lebanese, and Palestine Refugees from Syria, have seen their level of food security significantly worsen.

For displaced Syrians, in spite of the continuous direct food assistance provided, the food security situation remains critical. The 2016 Vulnerability Assessment of Syrian Refugees (VASyR) shows a slight increase in the percentage of food insecure households compared to 2015; 93 percent of the population is now food insecure to some degree, against 89 percent in 2015. When considering households that are female-headed, the percentage of food insecure accounts for 96 percent against 92 percent among male-headed households. While the percentage of mildly food insecure households decreased, the percentage of households with moderate and severe food insecurity increased in 2016 with 36 percent of the households falling under these two categories. Mildly food insecure households fell into moderate food insecurity due to protracted economic vulnerability and constraints (such as increased debts, less income opportunities and lack of food or lack of money to buy food). As a result, the percentage of food secure households has fallen from 11 in 2015 to seven in 2016.¹

This decline in food security in 2016 is directly determined

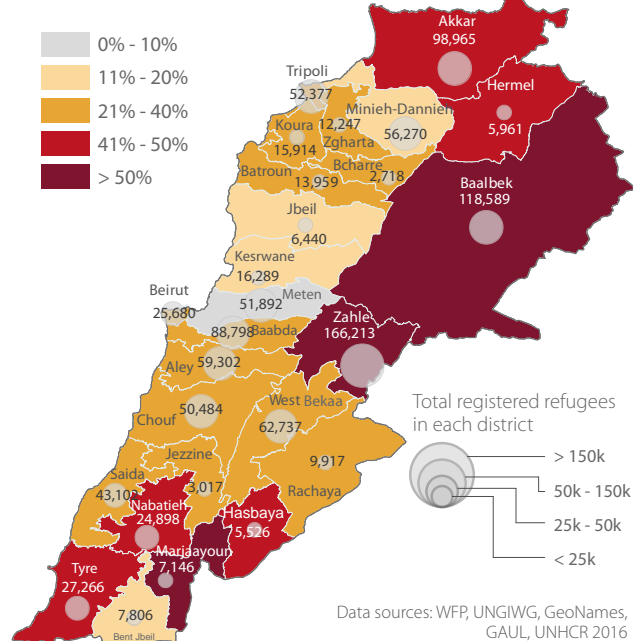
Percentage of households with moderate and severe food insecurity in 2015



The designations employed and the presentation of material in the map(s) do not imply the expression of any opinion on the part of WFP concerning the legal or constitutional status of any country, territory, city or sea, or concerning the delimitation of its frontiers or boundaries.

by the fact that there is an increased percentage of households with unacceptable food consumption levels. In 2016, the percentage of households with poor and borderline food consumption reached 32 percent of the refugee population. For female-headed households the percentage of inadequate consumption reaches 41 percent, compared to 30 percent male-headed households. The deterioration in consumption is mainly due to a less diversified diet where an increase in households with low and medium dietary diversity is noticed with a decrease in the number of meals consumed per day. The number of meals consumed each day by adults and children has been falling since 2014 and household daily dietary diversity constantly decreased since 2013 resulting in increased concerns of large-scale micronutrient deficiencies amongst displaced populations. The percentage of households experiencing low dietary diversity increased from four percent in 2015 to 14 percent in 2016 (15 percent for female-headed households) while the percentage of households with a high dietary diversity dropped from 46 percent in 2015 to 23 percent in 2016. Consumption of nutrient-rich healthy food groups, including vegetables, dairy products and eggs, remains low in 2016.

Percentage of households with moderate and severe food insecurity in 2016



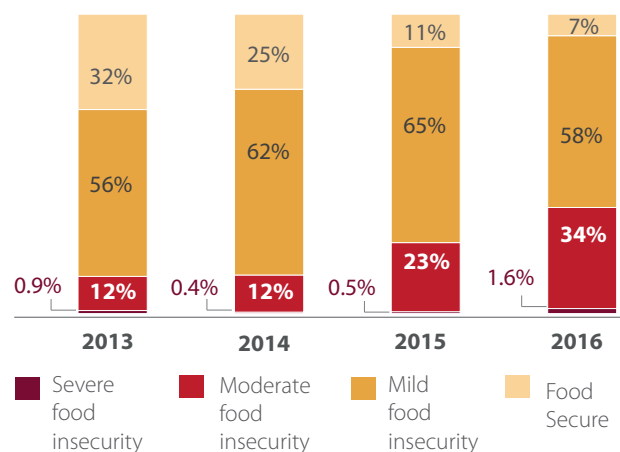
The designations employed and the presentation of material in the map(s) do not imply the expression of any opinion on the part of WFP concerning the legal or constitutional status of any country, territory, city or sea, or concerning the delimitation of its frontiers or boundaries.

Compared to 2015, the VASyR 2016 shows that households are adopting more irreversible coping strategies such as selling household goods (34 percent compared to 32 percent in 2015) and productive assets (16 percent compared to 10 percent in 2015). 74 percent adopted crisis or emergency coping strategies (77 percent for female-headed households and 74 percent for male-headed households), that directly affect their livelihood and resources compared to 61 percent in

2015. Households are adopting not only a single coping strategy, but a combination of food and non-food related strategies.

In 2016, 53 percent of households (76 percent for female-headed households and 69 percent for male-headed households) were unable to cover their survival minimum expenditure per month (US\$ 87 per person/month),^{1 ii} while 71 percent (77 percent for female-headed households and 70 percent for male-headed households), fell below the poverty line (\$115.2 per person/month),² compared to 69 percent in 2015 and 49 percent in 2014. In addition, the 33 percent of displaced Syrians households with at least one working member still rely on food vouchers as a source of income. At governorate level, Akkar, Bekaa and Baalbek-Hermel have the highest proportion of food-insecure households.^{3 iii}

Percentage of household food insecurity by year



In 2015, a baseline study on Lebanese household shows that 10 percent are vulnerable to food insecurity.^{iv} These households tend to be headed by widowed/divorced/separated individuals. Notably, female-headed households have a lower food consumption score (77 percent) compared to male-headed households (91 percent). In addition, female-headed households have reported higher instances of food and non-food-related coping mechanisms.^v According to this data, Akkar is the most vulnerable governorate, with 20 percent of households having borderline or poor food consumption scores, inadequate dietary diversity and/or insufficient food intake. To cope with the shortfall, 56 percent of Lebanese households reported employing food related coping strategies, of which five percent are heavily relying on severe coping strategies. Over 50 percent of households reported incurring debt in 2014, mainly to purchase food (43 percent, with the highest percentage in Akkar at 61.5 percent); and to buy agricultural inputs (32.5 percent, with the highest percentage in the Bekaa at 62 percent). In general, Lebanese households spend 24 percent of their income on food. Due to limited

resources, 49 percent of Lebanese interviewed reported worrying about not having enough food, with 38 percent reporting eating few kinds of food groups, and 31 percent unable to access healthy and nutritious food.

The average household dietary diversity (HDD) in 2015 was 8.72, with wide differences across regions, Akkar being the lowest with 7.8 and Beirut/Mount Lebanon the highest with 9.35. Female-headed households had a similar HDD score as male-headed households with differences in consumption patterns among the different food groups.

Before November 2014, around 85,000 self-registered Lebanese households were deemed eligible to benefit from the NPTP. After the introduction of the food voucher component of NPTP in November 2014, MoSA and the SDCs witnessed a huge increase in the number of applications to the NPTP programme. As a result 105,849 households were deemed eligible to receive NPTP assistance by the end of 2016.

Agriculture livelihoods, characterized by the concentration of most vulnerable populations with their main livelihoods source being agriculture, has been affected the most by the crisis as these areas also host a high concentration of displaced populations. Prior to the influx of displaced Syrians, Lebanon suffered from high unemployment rate, poverty rates and stress on the economic growth in general.^{vi} Agriculture, contributing four percent to Gross Domestic Product (GDP) in 2013,^{vii} has been equally affected by the crisis. According to the Ministry of Agriculture (MoA) census of 2010, around 170,000 agricultural holdings across Lebanon ranging from small- to large-scale agriculture and livestock farmers need assistance through improving the agricultural sustainable production, assets and infrastructure, and supporting the agricultural labour market and national institutions, yet MoA is receiving less than one percent of the government budget.^{viii}

The farming community in Lebanon, concentrated in rural areas is characterized by its high vulnerability with the overall informal nature of the sector. Based on the MoA census^{ix}, 70.2 percent of farming households are considered small-scale farmers, representing 18 percent of cultivated lands, 42 percent of farmers are above the age of 55 and 75 percent⁶ are not registered with the National Social Security Fund (NSSF);⁷ therefore, making farmers among the most vulnerable Lebanese occupational groups. The highest poverty rates are within the agriculture sector, with 40 percent of those employed in the sector considered poor.^x Women officially represent only 8.5 percent of farmer holdings, due to the traditional gender roles in the country and especially in rural areas, normally registering or reporting

(1) As per assessed against the Survival Minimum Expenditure Basket (SMEB) of \$435/month for a household of five in Vulnerability Assessment of Syrian Refugees 2016

(2) \$3.84 per person per day calculated at 30 days per month.

(3) Food insecurity varies significantly by district within the same region.

(4) GDP dropped from 9% on average from 2007-2010 to less than 2% since 2011 (World Bank).

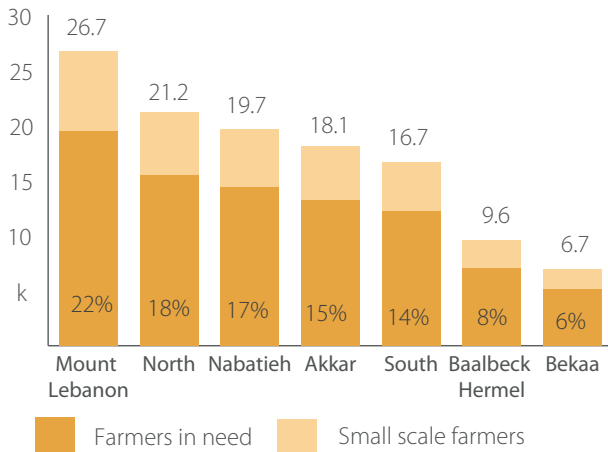
(5) The agriculture sector contribution to GDP dropped from 7% on average from 1994-2007 to 4% in 2008-2013 (Lebanon, Central Administration of Statistics – CAS).

(6) The remaining 25% are registered with NSSF as they are also involved in other livelihoods.

(7) The NSSF is a contributory social safety net that provides social protection to Lebanese through for example health coverage.

agricultural livelihoods sources and assets (specifically land) under the male member of the household.

Number of Small scale farmers/farmers in need per Governorate (in thousands)



As for employment in the agriculture sector, Lebanon historically is characterized by economic migration of foreign farm workers, particularly Syrians. With the sector employing mainly non-Lebanese, particularly when it comes to seasonal and daily labour, the labour market in agriculture has witnessed both positive and negative implications following the Syrian crisis. With the influx of displaced Syrians into Lebanon, the size of the labour force has increased. Current and past legal residency requirements for displaced Syrians, including obtaining a pledge of responsibility by a Lebanese citizen (employer/sponsor) or signing the recently lifted 'pledge not to work', have significantly increased the proportion of displaced Syrians without legal residency and thereby increased the risks of exploitation for working Syrians. Reinforced security measures led to further challenges to the freedom of movement of displaced Syrians, particularly for adult males.^{8 xi} As a result, a significant increase in the number of women and children working in agriculture is witnessed. Based on the preliminary results of the Agriculture Labour study done by FAO in 2016, 26 percent of farmers reported employing children under the age of 18 and 16 percent under the age of 15 with the highest child labour reported by farmers are in Baalbek-Hermel and the Bekaa.^{xii} Almost all children working in agriculture are Syrians with a higher proportion of girls compared to boys.

Based on VASyR 2016, 73 percent of displaced Syrian households had at least one member who worked in the past month, of which 21 percent reported agriculture as an income source. In Zgharta, Bcharre, Jezzine, Baalbek and Saida more than 40 percent of the households are involved in agriculture.^{xiii}

The 2016 FAO study estimates that about 85 percent

(8) Only 20% of Syrian refugee households have valid residency permits for all its members with the smallest number in Bekaa and Baalbek-Hermel (6% each) (VaSyR 2016).

of hired agricultural workers are Syrians,⁹ including permanent, seasonal and daily workers, covering skilled and unskilled types of labour. The remaining 15 percent is equally divided among Lebanese and other nationalities, such as Palestinian. Even with the limited legal restrictions on Syrians to work in agriculture, the capacity of the sector to absorb surplus labour and its ability to expand and to compete in export markets is constrained by several structural factors.^{xiv}

Palestine Refugees from Syria are increasingly employing negative food-related coping strategies. The UNRWA-AUB socio-economic survey conducted in June 2015 revealed that 94.5 percent of Palestine Refugees from Syria are food insecure, 63.2 percent severely food insecure and 31.3 percent moderately food insecure.¹⁰ This reflects an increase of food insecurity by 3.5 percent from the vulnerability assessment conducted in 2014.^{xv} The household dietary diversity score was lower at all levels, and the most commonly employed coping mechanism is eating lesser quantity of food, followed by eating the same quantity, but cheaper food. The food insecure particularly tends to compromise on meat, chicken, vegetables, fruit, milk and dairy.^{xvi}

The three population cohorts targeted within the Food Security sector have been impacted differently by the crisis, with displaced Syrians and Palestine Refugees from Syria directly affected and considered the most vulnerable, and representing over 1.5 million of the affected population (1.5 million displaced Syrians and around 31,500 Palestine Refugees from Syria). The Lebanese community is affected as well at both the micro and macro levels. As such, the sector targets all these communities based on their specific needs.

1.2 Impact of the crisis on agricultural trade and natural resources

The economic repercussions and the unstable security situation have impacted the agricultural economy and food production capacity all over Lebanon.^{xvii} Farmers who have traditionally relied on agricultural inputs and services at subsidized/cheaper rates from Syria continue to face an increase in input costs, and are struggling to keep up production. Furthermore, farmers and pastoralists are unable to cope with the escalating feed prices and decreasing value of their animals and the prices of their animal products, and are facing a high risk of outbreaks of pest and livestock contagious diseases.¹¹

However, the most significant impact of the Syrian crisis on agriculture has been in form of the disruption of trade routes to the Gulf Cooperation Council countries and Iraq, which is having a drastic impact on the country's export of agricultural products to these lucrative markets, particularly exports of fresh produce, mainly

(9) Plant production generally requires more labour compared to livestock production, as such the main analysis was done only on plant production.

(10) Based on the new UNRWA-AUB study, the number of PRS has dropped in 2016 to 31,502 representing 10% of the Palestine Refugee communities in Lebanon.

(11) During April 2016, MoA declared the outbreak of H5N1 in villages in the Bekaa affecting backyard and commercial poultry farms.

fruits and potatoes. Farmers' income is also affected by this disruption of trade routes, and the increased cost of processing, storing and transporting goods to markets^{xviii}. The closure of the last border crossing between Syria and Jordan in March 2015 forced Lebanese exporters to rely on the more expensive sea shipment, resulting in drastic rise in transport costs and a significant loss of market shares, particularly in the Gulf and Iraqi markets.

The GoL adopted several measures to support farmers affected directly or indirectly affected by the Syria crisis. This has included subsidies for sea shipment of agricultural exports, compensation to all apple growers due to a sharp drop in prices caused by lower exports, and to cherry farmers in the Aarsal area who have been unable to access their lands due to security and political instability. In total, recent agricultural subsidies approved by the Government add up to about \$59 million.

Agriculture and environment are both interrelated and agriculture is one of the main sectors that should account for its environmental implications and similarly how inappropriate environment practices affect agricultural production and natural resources. The actual impact within the Syrian crisis context was assessed by the Ministry of Environment (MoE) in 2014. Results showed an increase in water and soil contamination directly impacting the quality of agricultural produce. In fact, the majority of solid waste constitutes organic waste (50 percent in urban and 55 percent in rural areas), which highlights the importance of food waste and food losses and the need for awareness around proper food distribution, food preservation and composting techniques.^{xix}

Agriculture being the largest water consumer across the different sectors,¹² thus special emphasis should be placed on both the quality and quantity of water. Fifty percent of agricultural lands are irrigated, but only 58 percent of irrigated holdings adopt water-saving irrigation systems (drip or sprinkle irrigation system). With limited waste water treatment plants and a lack of water connections, wastewater is directly and negatively impacting the quality of agricultural products due to the contamination of the soil and ground as well as surface water which is used for irrigation which in turn contaminates agricultural products that thereby fall short of international standards for export.

In addition, with the influx of displaced Syrians, more than 227,000 persons are currently residing across 4,300 informal settlements,¹³ with the majority located on and near agricultural lands (Bekaa 35 percent, Baalbek-Hermel 30 percent and Akkar 19 percent).^{xx} This could have a significant impact on land degradation, soil and water contamination, where rehabilitation of these lands requires long-term interventions. Forest resources are also impacted, due to high costs of energy sources; displaced populations have found alternative energy

sources including the use of firewood for heating and cooking purposes.

The agricultural sector needs investment support to enable small and medium farmers to boost their productivity and profitability and to foster temporary job creation as well as sustainable jobs which comply with Lebanese laws and regulations. Initiatives are emerging to respond to Lebanese farmers' investment needs to increase their production capacities and generate additional agriculture work opportunities that displaced Syrians can benefit from.

The MoA Strategy 2015-2019 has identified courses of action following 10 main themes: 1) promote food safety and quality; 2) agricultural health and production; 3) animal health and production; 4) irrigation and rural infrastructure; 5) post-production and marketing; 6) fishing and fisheries; 7) forests, rangelands and medical plants; 8) cooperatives and mutual funds; 9) extension, education and research; and 10) Development of MoA capacities.

In 2016, the Food Security sector partners implemented targeted programmes which enhance direct access to food for the most vulnerable, combined with activities promoting dietary diversity, sustainable agriculture and rural livelihoods. A combination of direct food assistance responding to immediate short-term humanitarian needs, with sustainable food production and improved agricultural livelihood activities were provided. As of end of September, the Food Security sector partners assisted up to 878,000 vulnerable individuals with food assistance and agricultural support. Having received new funding, pledged during the "Supporting Syria and the Region Conference" in London in February, WFP reinstated the full rations value for Syrians refugees at \$27 in March and removed the capping at five members per household starting May 2016.

In 2016, in order to increase the self-reliance of vulnerable communities and of local institutions, the sector started more sustainable interventions on livelihoods with the objective of promoting sustainable food security in Lebanon. Efforts to implement stabilization projects achieved very limited success with only eight percent of the budget required in 2016 allocated to sector partners. This has resulted in reaching only 4,400 farmers affected by the Syrian crisis, 2,000 vulnerable individuals for improved nutritional practices (micro-gardening and food preservation/transformation), 630 youth for enrolment in agricultural technical schools and 280 government staff with capacity building. With around 20 percent of Lebanese having agriculture as a livelihoods source, additional focus should be given to the sector.

(12) Almost 60% of the available water resources in Lebanon is used for agricultural activities (MoA strategy 2015-2019).

(13) This constitutes around 15% of total displaced Syrian population in Lebanon.

Overall sector strategy

The overall aim of the food security sector is to reduce the percentage of food insecurity by 2020 and to improve resilience of the agricultural sector.

The sector strategy therefore follows a dual-track approach to respond to the current context through:

- Continuing the provision of life-saving food assistance; and
- Enhancing efforts to develop durable solutions through human capital and livelihood support to vulnerable displaced, host community members and other vulnerable population cohorts and with a special focus on women, children and youth.

In light of the worsening food security situation, the first sector priority will remain its humanitarian role to ensure availability and access to food for the most vulnerable through the provision of cash-based transfers or in-kind assistance. The provision of humanitarian assistance to the most vulnerable displaced Syrians and other vulnerable groups will remain the pre-requisite "sine qua non" as well as the enabler of stability in the country. By providing assistance to those families and removing the worry about where the next meal will come from, sector activities instil a sense of hope and allow families to focus on their day-to-day life.

With specific reference to the provision of direct assistance, several efforts have been made by the international community in Lebanon to establish a harmonized approach to the identification of the households eligible for assistance across different sectors but also looking at the utilization of a common system for the delivery of such assistance. As a result, since October 2016, WFP, UNHCR, UNICEF and Lebanon Cash Consortium (LCC) started distribution of the Common Card to approximately 185,000 displaced Syrian households in Lebanon. The e-cards can be used in any of the 480 WFP-contracted shops across the country and any ATM across Lebanon, depending on the type of assistance loaded. The humanitarian agencies are striving to provide all forms of cash assistance on this single, common card and maximize efficiency gains in the delivery of assistance to vulnerable households.

The four year plan will set the stage for the Food Security sector to expand its role in contributing to the stability of the country. Within the sector "stabilization" is defined as follow:

"To be food secure, a population, a household or an individual must have access to adequate food at all times. They should not risk losing access to food as a consequence of sudden shocks (e.g. an economic or climatic crisis) or cyclical events (e.g. seasonal food insecurity). The concept of stabilization can therefore refer to the other three pillars of Food Security: the availability, access and utilization dimensions of food security." ^{xxi}

By taking into consideration all food security aspects according to the standard four pillars (availability, access, utilization and stabilization) the main activities of the sector will focus on in support stabilization in Lebanon through:

- Income generating activities to enhance food access;
- Support the agricultural labour market;
- Support sustainable food production and marketing;
- Support to agriculture value chains;
- Promote agriculture investment;
- Enhance Lebanese social safety net systems and social protection to farmers;
- Support national institutions and other actors capacity in the field of food security;
- Mainstream gender equity in all the above.

The Food Security sector is committed to maintaining targeted programmes for direct food access for the most vulnerable men and women. The sector also recognizes that food assistance is a pre-requisite and necessary enabler to increase resilience programming that promotes dietary diversity, supports sustainable food production and improves livelihoods and employment opportunities. Enhanced focus on livelihoods provides an opportunity for creating a win-win situation for displaced Syrians and host communities, with investment in the agriculture sector offering an opportunity to enhance the productivity and competitiveness of agricultural value chains and to improve the livelihoods of farming communities while, at the same time, creating temporary employment opportunities for men and women.

Small and medium entrepreneurs within the food and agriculture value chains will help the local economy, and will provide livelihood opportunities for the most vulnerable. The sector will therefore promote seasonal and casual agricultural job opportunities to support Lebanese private agriculture investment to enhance productivity and competitiveness of the sector and its ability for sustainable growth. As in previous years, these activities will be carried out in accordance with Lebanese law, and in consideration of the demands of the local agriculture businesses with a special focus on women and youth.

As in previous years, the sector strategy aligns to the strategies and guidelines developed by MoA. The sector activities are in line with the MoA Strategy 2015-2019, as particular focus has been given to building capacities of farmers, promoting agricultural livelihoods, and enhancing capacities of national and local agricultural institutions such as the Lebanese Agricultural Research Institute-LARI, the Green Plan, technical agriculture schools, and so forth.^{xxii} The key approach will be to increase productivity, food safety, quality and competitiveness of the Lebanese agricultural products from plant or animal origin. The sector strategy will

look at improving the value chains and increasing their added value by promoting quality, adopting innovative approaches enhancing food processing and marketing as well as encouraging and promoting market linkages mainly through public-private partnerships that would ultimately lead to improved agricultural livelihoods through the profitability and ability to generate sustainable growth and employment.

Close collaboration between MoA, MoSA and national and international partners is critical to achieve the overall objective of the sector. The sector will more deeply engage with local actors in planning and service delivery, including the private sector to build on the results obtained by the WFP contracted shops and school feeding programme. The role of MoA regional offices and agriculture technical schools, MoSA regional offices and the offices of the NPTP, SDCs and Municipalities are crucial at field level for planning, implementing and coordinating seasonal, regular and contingency interventions.

Based on the current food security situation sector priorities for 2017 will be:

1. Continue the provision of direct and critical food assistance, through cash-based transfers for food and also in-kind assistance where appropriate, in support for highly vulnerable groups among the displaced Syrians, Lebanese and Palestine Refugees from Syria;
2. Promote agricultural investment to improve agricultural opportunities for Lebanese small-scale farmers to protect their assets, stabilize their livelihood opportunities and enhance long-term competitiveness; and to create, at the same time, adequate job and livelihood opportunities for men and women;
3. Support national and local food security systems, including social safety nets, capacity building and social protection to promote stabilization.

2.1 Sector Outcomes and Outputs

The sector's overarching aim continues to be reduced food insecurity for all in Lebanon and improved resilience of the agricultural sector.

Outcome 1 - FOOD AVAILABILITY: Food availability is promoted through in-kind food assistance and sustainable food value chains¹⁴

This will be achieved through the following outputs:

Output 1.1 - In kind food assistance is provided to the most vulnerable through distribution of food parcels, community kitchens and school feeding

Output 1.2 - Lebanese small-scale and family-farming production and the adoption of climate-smart technologies are enhanced through the promotion of

sustainable agricultural and livestock production, water use efficiency and conservation, and energy saving farming practices.

Output 1.3 - Marketing of small-scale and family farms is improved through the promotion of food transformation and preservation, the creation and reinforcement of linkages between small-scale producers and local markets, the distribution of unsold/un-marketed quality food from producer/retailer to local markets and market-based diversification/contract farming.

Output 1.4 - Food wastage and losses is reduced by improving post-harvest management and working on valorisation of organic waste and least valued products (e.g. composting, awareness).

Output 1.5 - Trans-boundary animal and plant diseases are controlled through support to the monitoring and early warning systems for plants and animal diseases awareness, capacity building and interventions to control the spread of transboundary diseases during emergencies.

Outcome 1 is directly linked to MoA strategy Course of Actions 2: Increase productivity and competitiveness of the Lebanese agricultural products; 3: Improve the good governance and sustainable use of natural resources, and; 8: Responding to climate change impacts.^{xxiii}

Outcome 2 - FOOD ACCESS: Food accessibility is promoted through cash-based food assistance and agricultural livelihoods

This will be achieved through the following outputs:

Output 2.1 - Highly vulnerable populations, including displaced Syrians, Palestine Refugees from Syria and vulnerable Lebanese have direct access to food through cash-based transfers for food such as e-cards and food vouchers.¹⁵

Output 2.2 - Agricultural institutions to improve agriculture sector livelihoods, with farmers' associations, agricultural cooperatives, markets and government institutions supported.

Output 2.3 - Small farmer/private investments in agriculture are supported through financial and technical support (e.g. land reclamation, irrigation/water management), and promotion of innovative credit/loan schemes for Lebanese, and/or agricultural inputs such as seeds, livestock and equipment when more appropriate are provided.

Output 2.4 - Agricultural labour market is strengthened by supporting the Lebanese small-scale agriculture businesses and improving the employability of individuals especially women in agriculture through improved technical education programmes and trainings in agriculture and support for enrolments in agricultural technical schools in compliance with Lebanese labour laws.

(14) For details on sustainable food value chains, refer to the FAO publication Developing sustainable food value chains – Guiding principles, 2014. Available from <http://www.fao.org/3/a-i3953e.pdf>.

(15) Sector members are encouraged to provide direct food assistance through the "Common Card" platform, which is cost effective and allows for better coordination of assistance.

Output 2.5 - Rehabilitation and building of agricultural productive infrastructure and communal assets such as agriculture roads, irrigation networks, forests, wind breaks, hill lakes, water reservoirs, etc. creating better access to farmers to services which will assist production and reduce costs, and at the same time increase opportunities for most vulnerable individuals in accessing temporary seasonal and casual labour opportunities in agriculture and related sectors.¹⁶

Outcome 2 is directly linked to MoA strategy Course of Actions 2: Increase productivity and competitiveness of the Lebanese agricultural products; 3: Improve the good governance and sustainable use of natural resources; 4: Strengthening agricultural extension and education; 6: Development of the cooperative sector and mutual funds, and; 7: Development of the Ministry of Agriculture's capacities.^{xxiv}

Outcome 3 - FOOD UTILIZATION: Food safety and nutrition practices are improved through the promotion of consumption of diversified and quality food

This will be achieved through the following outputs:

Output 3.1 - Nutrition-related behaviour and practices as well as food diversity are improved for households vulnerable to food insecurity specifically targeting female-headed households and households with pregnant and lactating women and children under five¹⁷, through the promotion of small-scale production of diversified nutritious food for vulnerable households. Interventions include trainings, awareness and behaviour change activities, school, backyard and roof micro-gardens and promotion of food preservation/transformation technologies at the household level.

Output 3.2 - Food safety measures and policies towards a balanced, safe and nutritious diet are enhanced by assisting the Government in improving the food inspection and safety measures, promoting Integrated Pest Management and Good Agriculture Practices and Standards, conducting value chains in regard to food safety and promoting policies supporting the local production of high value nutritious foods.

Outcome 3 is directly linked to MoA strategy Course of Actions 1: Improve food safety and quality of locally produced and imported products; and 5: Strengthening agricultural research and laboratories.^{xxv}

Outcome 4 - STABILIZATION: Stabilization is promoted through enhanced information on food security, coordination of agriculture activities and support of national institutions

(16) As in previous years, such projects will be implemented in compliance with Lebanese laws and regulations. They will therefore primarily be implemented using an indirect modality, channelling investments through local third parties, such as private sector contractors and municipalities that will be responsible for project delivery and workforce management. In addition, the sector will increase engagement of its partners with the Ministry of Labour to establish a mechanism to provide guidance and follow-up on these projects as per the legal framework.

(17) The targeting of the most vulnerable groups under this output is a recommendation from the sector to partners implementing these activities. The Micro-Garden working group of the sector will be coordinating these activities with the partners and reports back to the Food Security sector.

This will be achieved through the following outputs:

Output 4.1 - Sex-disaggregated data on food security are collected and analysed. Information to monitor and report on the situation of food security in Lebanon is disseminated for preparedness and long-term stabilization, including assessments with specific focus on vulnerable farmers, women and agricultural livelihoods.

Output 4.2 - National institutions and actors involved in food security are supported through development national capacity in the areas of safety nets, integration of social protection systems for farmers, contribution to the development of disaster and crisis management, support national policies and strategies related to food security, coordination and technical support to all agriculture and food security actors and promotion involvement of the private sector.

Outcome 4 is directly linked to MoA strategy Course of Actions 3: Improve the good governance and sustainable use of natural resources; 5: Strengthening agricultural research and laboratories; 6: Development of the cooperative sector and mutual funds; 7: Development of the Ministry of Agriculture's capacities, and; 8: Responding to climate change impacts.^{xxvi}

All indicators related to individuals will be disaggregated by sex and age (when applicable).

2.1 Identification of sector needs and targets at the individual and geographical levels

The proposed sector target population is flexible in order to accommodate unexpected needs that may arise and supplementary needs identified by sector partners in the field.¹⁸ For the displaced Syrians, sector planning figures are reported below however the way through which food insecure households will be identified for assistance will be based on a ranking that will no longer require household visits. Ranking variables are mostly demographic with a strong statistical correlation with latest VASyR results on food security, and relate to households' characteristics, including but not limited to: arrival date, household size, gender, education level, presence of members with disabilities, and age. The ranking methodology will be regularly updated. New inclusions will be based on the ranking in combination with a referral mechanism to minimize formula error through the analysis of food security outcome indicators at household level.

Displaced Syrians: For planning purposes, the sector will target 837,207 displaced Syrians classified as per the VASyR 2016 as severely and moderately food insecure¹⁹ to be assisted through improved availability (in-kind

(18) The sector will liaise with its partners to update the current contingency plan as a response to unforeseen shocks and funding shortfalls.

(19) This figure includes a portion of the most vulnerable, mildly food insecure below the Minimum Expenditure Basket as resulting from the VASyR 2016. Between 2013 and 2015, there has been a trend of deteriorating food security status, and considering the increasing levels of vulnerability, the risk is that, without assistance, these mildly food insecure households would slip deeper into food insecurity.

food) and access (cash-based transfers for food).^{xxvii} Of the 837,207 most vulnerable Syrians,²⁰ 40,000 will be targeted through food availability programmes (in-kind)²¹ including School Feeding for 9,000 school kids, whereas 797,207 will be targeted through food access programmes (cash-based transfers for food).²² The Food Security sector will continue to advocate for cash-based interventions, however based on partners' recommendation and interventions to promote food availability to regions and individuals with limited access to food, in-kind food assistance will continue to these households. The sector will also aim to provide food assistance to unregistered Syrians with proven vulnerability.

At governorate level, Akkar, Bekaa and Baalbek-Hermel have the highest proportion of food-insecure households. At the district level, the highest proportions of moderate and severe food insecure displaced Syrian households are found in Marjaayoun, Zahle, Baalbek, Tyre, Akkar, Hermel, Nabatieh, while the lowest in Maten, Keserwane, Jbeil, Bent Jbeil, Minnieh Dennieh.

Information from the last four VASyR reports (2013, 2014, 2015 and 2016) indicate limited consumption of nutritious vitamin-rich food items and very poor child feeding

practices.^{23 xxviii} The continued poor nutrition practices are increasing the concern for the well-being of the general displaced population, and especially women as well as the overall development of children living under these conditions. On average the household dietary diversity has deteriorated and in 2016, 14 percent of the households have a low dietary diversity.^{xxix} Therefore, based on partner capacity, the sector will target at least 35,000 individuals per year to reach the target of 140,000 individuals over the four years to promote good nutritional practices.

Palestine Refugees from Syria: The sector will target 31,502 individuals based on the new headcount carried out in July 2016, of which all will receive cash-based transfers to cover food needs.^{xxx} Ongoing needs will be monitored through post distribution surveys a population headcount and regular monitoring of the beneficiary population by UNRWA. Pending government approval, activities promoting self-sufficiency production of leafy vegetables could support the diversification of alimentation and improve nutrition within the Palestinian camps.

Palestine Refugees in Lebanon: The sector strategy does not target Palestine Refugees in Lebanon even though proven vulnerable. UNRWA and other partners will continue to support Palestine Refugee in Lebanon outside the LCRP framework. Sector partners are still encouraged to support Palestine Refugees in Lebanon identified as in need for food security interventions,

⁽²³⁾ VASyR 2014 reported that only 4% of children had acceptable diets according to WHO standards.

(20) The identification of the households eligible for direct assistance will be done by applying the ranking of vulnerability that captures households who are vulnerable according to the VASyR food insecurity categories.

(21) Although the sector will target 40,000 displaced Syrians for regular in-kind assistance, it is understood that there will be variations to this target based on seasonal or one-off assistance addressing temporary needs. During winter and Ramadan, for example, the number of displaced Syrians receiving in-kind food assistance increases (with partners providing food parcels, hot meals, dates, and so forth). However, this is not reflected in the target for regular in-kind assistance.

(22) Based on the required food basket, WFP and partners provide \$27 per person per month.

Sector needs and targets

Population Cohort	Total Population in Need	Targeted Population	No. of Female	No. of Male	No. of Children (0-17)	No. of Adolescent (10-17)	No. of Youth (18-24)
Lebanese	500,000	71,001	35,287	35,714	22,152	11,573	
	86,711 farmers	21,678	10,839	10,839			
Displaced Syrians	1,395,000	837,207	416,092	421,115	261,209	136,465	86,232
Palestine Refugees from Syria	31,502	31,502	15,656	15,846	9,829	5,135	
Palestine Refugees in Lebanon	n/a	n/a	n/a	n/a	n/a	n/a	n/a
GRAND TOTAL	2,013,213	961,388	477,875	483,513	293,190	153,173	86,232

Type of Institutions	Total	Targeted
Schools	330	20
Social Development Centers	115	80
Ministry of Agriculture offices	7	7
Ministry of Agriculture centers	30	30
Ministry of Agriculture technical vocational schools	7	7

especially when it falls under food utilization and food access outcomes and report on their achievements.

Vulnerable Lebanese: While 105,849 vulnerable Lebanese households are eligible for NPTP benefits, NPTP has prioritized the most vulnerable utilizing the World Bank Proxy Means Testing formula to assess poverty, and food assistance (cash-based transfers)²⁴ will be provided only to the poorest 10,000 households (60,000 individuals, based on NPTP calculations of six persons per household). An additional 5,000 vulnerable Lebanese will be targeted for in-kind food assistance mainly through community kitchens.²⁵ In addition to these 6,000 Lebanese children will be provided with school meals. The majority of vulnerable Lebanese targeted for food assistance are located in the North, Akkar and Bekaa.

Targeting of Lebanese farmers was initially done based on the Ministry of Agriculture 2010 census, taking into account the most vulnerable small-scale farmers accounting for 70.2 percent of the farming community.^{xxxix} According to the Food Security and Livelihoods Assessment (2015), 73 percent of farmers self-reported to be in need for assistance, representing a total number of 86,700 farmers across Lebanon.^{xxxix} Targeting of farmers at output level may shift in the future as farmers have multiple needs to be assessed by implementing partners.

Institutions: The sector will continue to provide institutional support to those involved with food security, including but not limited to Ministry of Agriculture offices, centres, technical schools and MoSA's SDCs and the NPTP.

Geography: As reflected in the situation analysis, the sector is aware of the regional disparities, however, the sector will seek a balanced approach in responding to the needs throughout the regions based on vulnerability assessments.

Mainstreaming of conflict sensitivity, gender, youth, people with specific needs (PwSN) and environment

Conflict Sensitivity

Overall sector activities must be designed in consideration of the concerns of the host population and authorities, especially those supporting the most vulnerable small farmers with a direct impact on job creation in the agricultural sector, promoting self-support of the displaced population. The sector strategy will not promote competition for already stressed resources. Instead, the sector will aim to promote the

creation of new resources and efficient management of scarce resources. Moreover, the choice of food vouchers as a modality of food assistance is conflict-sensitive as it supports the local Lebanese economy. In order to respond to the needs of different groups, the work of the sector to strengthen the NPTP and provide food voucher assistance to vulnerable Lebanese (in addition to the support provided to Lebanese farmers) will also reduce tensions related to the perception of unbalanced assistance.

Gender

As men and women are differently impacted by crisis, the sector will promote targeting interventions focusing on the different needs of affected populations. Assessments and data collected will be gender disaggregated to the extent possible with promoting gender analysis and participation of all groups in programme design. Similarly, both groups will be involved in programme implementation and provision of support, with a special focus on most vulnerable groups such as female-headed households, women at reproductive age and pregnant and lactating women. Examples of similar gender related sector interventions are: inclusion of female-headed households as a variable in determining vulnerability of households to be targeted with food assistance; targeting of women farmers equally as men even though women only represent 8.5 percent of the farmer holdings count by the Ministry of Agriculture and special micro-garden and food preservation and activities targeting women to promote their dietary diversity and their nutritional intake.

As such, the sector will make sure gender is mainstreamed through all the stages of the humanitarian programming cycle, following the global Food Security cluster guidelines on protection and Gender Based Violence (GBV) and the Inter-Agency Standing Committee (IASC) guidelines for integrating GBV interventions in humanitarian action and as much as possible, agricultural livelihoods projects target women and men equally.

Youth and children

The vast majority of working youth are either employees or casual workers, with half of them having achieved no more than primary education. More than half of young displaced Syrians in the workforce are employed, of which around 45 percent as daily and/or seasonal workers in the sectors that have traditionally used Syrian labour, such as agriculture (both males and females, especially in rural areas close to the border with Syria). The sector will target and empower youth (ages 15-24) through: a) supporting enrolment of vulnerable youth in one of the seven Ministry of Agriculture technical schools; b) providing youth working in fields with short-term and medium-term skills training programme linked to the needs and market demand in the agricultural area; c) providing youth workers with basic literacy, numeracy and life-skills based education where needed;

(24) NPTP provides \$27 per person per month and this level of assistance is planned for 2017.

(25) Although the sector will target 5,000 Lebanese for regular in-kind assistance, it is understood that there will be variations to this target based on seasonal or one-off assistance addressing temporary needs. During winter and Ramadan, for example, the number of Lebanese receiving in-kind food assistance increases (with partners providing food parcels, hot meals, dates, and so forth); however, this is not reflected in the target for regular in-kind assistance.

and d) providing technical educational support to the agricultural schools. This is in line with the Ministry of Agriculture's 2015-2019 strategy, which clearly states that agricultural livelihoods should be promoted among youth and women.^{xxxiii}

With an increase of child labour expected, the sector will continue its efforts in collecting information with the collaboration of the Protection sector (Child Protection sub-sector in particular) to better understand the underlying reasons, the market dynamics and legal framework with a special focus on Occupational Safety and Health (OSH) related issues in agriculture. The sector will continue addressing child labour in agriculture and raising awareness on Decent Work Standards including OSH in agriculture to the Ministry of Agriculture and non-governmental organizations working in agriculture in addition to concerned parents and children.

People with Specific Needs

The distributions conducted for the food assistance activities are currently, and should continue to be, organized in order to overcome potential barriers to access faced by persons with specific needs (whether due to particular protection concerns, disability, chronic disease, old age or other). Special attention will be given to ensure the inclusion of people with disabilities into the agricultural livelihood activities. The sector moreover takes into consideration the increased vulnerability of people with specific needs, including female heads of household, when targeting for food assistance.

Environment

Given the negative impact of the Syrian crisis on natural resources and the close relationship between agriculture and environment, the sector will be part of the Environment Task Force led by the Ministry of Environment.

Inter-sector linkages

Basic Assistance: The sector will continue collaboration with the Basic Assistance sector to refine the process of harmonization of targeting exercises as developed in 2016. Under the targeting sub-working group the sectors will coordinate on referrals and information exchange on household profiles, and collaborate for harmonization of impact monitoring tools (for example, to ensure food consumption scores are accurately captured). The sectors will continue coordination on overlapping or complementary activities (for example Ramadan and winterization food parcel distribution). In line with the Basic Assistance sector, the identification of households eligible for cash-based assistance will be done by applying the ranking of vulnerability that captures households who are vulnerable according to the VASyR food insecurity categories.

Education: Food security activities such as school gardening to increase nutrition awareness and

knowledge of gardening and agriculture practices will be planned and implemented in direct collaboration with the Education sector. School feeding activities, aimed at enhancing school attendance and retention rates, addressing short-term hunger and nutritional intake and social protection of children enrolled in schools will be reported under the Food Security sector. The activity constitutes a shift towards resilience-focused assistance given the nature of the crisis and will be implemented in close collaboration with the Ministry of Education and Higher Education (MEHE), targeting displaced Syrian children enrolled in formal primary schools with double-shift systems located in the most vulnerable communities across the country as well as Lebanese students. MEHE will play a key role in facilitating liaison with teachers and school authorities at both central and local levels. All information related to school feeding will be shared with the Education sector and MEHE. Further, Lebanese and displaced youth will be supported to enrol in certified vocational training schools at MEHE, MoA and Ministry of Labour (MoL) in order to increase their vocational opportunities. Technicien Supérieur-level vocational education students will organize, through solidarity initiatives, community events for Lebanese and refugees enrolled in vocational programmes. MEHE vocational schools will also be equipped and refurbished in line with MEHE specifications to improve the quality of MEHE's vocational education.

Health: The Food Security sector will advocate for food utilization through promotion of good nutritional practices and improved dietary diversity of most vulnerable population groups including female-headed households, pregnant and lactating women, women at reproductive age and children under five in complementary with the Health sector activities to promote infant and young child feeding (IYCF) practices. The objective of these activities is to improve the food utilization and nutritional wellbeing of all population groups, with the intention to eliminate cases of both chronic and acute malnutrition. Both sectors will promote the use of nutrition sensitive indicators such as Minimum Dietary Diversity for Women (MDD-W) and Individual Dietary Diversity (IDDS). Agriculture, by definition, is closely linked to health through the quality of agricultural produce. The "one health" approach which looks at the interconnections between the health of animals, humans and ecosystems, especially zoonoses and food safety will also be implemented in collaboration with the Health sector.²⁶

Livelihoods: Complementary approaches exist between the two sectors regarding food value chains and support to agricultural cooperatives, with the common understanding that partners appeal for funding under the sector which represents the most relevant objective of the activity they plan to implement under the LCRP 2017-2020. All agriculture related activities need coordination under the Food Security sector. As for job creation activities in the agriculture sector, these will

(26) Promoted in particular by WHO, OIE, FAO and others.

be closely coordinated with the Livelihoods sector to insure sharing of beneficiary information and ensuring that livelihoods benefits are taken into account in food assistance targeting.

Social Stability: Food security activities have elements of conflict sensitivity, focusing either on alleviating the pressure on host communities, or directly assisting vulnerable Lebanese. Moreover, the sector works with the social stability sector on social tensions tracking through the Food Security Outcome Monitoring tool. This will help capture any changes in social tensions related to variations in the assistance provided.

Protection: Although the Lebanese legal framework clearly bans child labour, it is a growing concern especially among the displaced Syrian population and mainly in the agricultural sector.^{xxxiv} Therefore, the sector will continue its efforts in gathering information by carrying out ongoing²⁷ and planned studies targeting children working in agriculture in coordination with the Protection sector, specifically the Child Protection sub-sector. The purpose of these studies is to understand the prevalence of child labour, its nature, underlying causes, and the implications on the future of the children including their health and education. This will be to support the Ministry of Labour's National Action Plan and the Ministry of Agriculture to combat child labour in agriculture. The sector will support partners in the protection sector on all technical aspects related to child protection in agriculture and on awareness raising on Decent Work Standards including Occupational Safety and Health standards in agriculture will be provided to relevant sectors and partners. Referrals between the two sectors will continue at both field and national levels using the interagency mechanism.

Water: As the primary irrigation canal network is under the responsibility of the Ministry of Energy and Water (MoEW) and related regional offices, all activities will be implemented and reported under the Water sector, led by the Ministry of Energy and Water. Secondary irrigation, or on-farm canals being under the responsibility of the Ministry of Agriculture, activities will be coordinated, implemented and reported under the Food Security sector. As necessary, an ad hoc joint technical irrigation group with the Water sector can be formed to look at the national irrigation plan. In addition, the Food Security sector will coordinate any referrals for access to safe drinking water with the objective of access to safe, cooked foods.

Endnotes

- i. UNHCR, UNICEF, WFP (2016), Vulnerability Assessment of Syrian Refugees 2016, Lebanon
- ii. Ibid. (Footnote)
- iii. Ibid.
- iv. Lebanon, Ministry of Agriculture, FAO, REACH (June 2015), Food Security and Livelihoods Assessment of Lebanese Host Communities: Assessment Report.
- v. Ibid.
- vi. World Bank, <http://data.worldbank.org/country/lebanon>. Accessed on 11 November, 2016.
- vii. Lebanon, Central Administration of Statistics, <http://www.cas.gov.lb/index.php/national-accounts>. Accessed 11 November, 2016.
- viii. Lebanon, Ministry of Agriculture, FAO (2012), Resultats Globaux du Module de Base du Recensement de l'Agriculture 2010.
- ix. Ibid.
- x. Lebanon, Central Administration of Statistics, World Bank (25 May 2016), Snapshot of Poverty and Labor Market Outcomes in Lebanon based on Household Budget Survey 2011/2012.
- xi. UNHCR, UNICEF, WFP (2016), Vulnerability Assessment of Syrian Refugees 2016, Lebanon.
- xii. FAO (2016), Agriculture Labour study 2016 preliminary result.
- xiii. UNHCR, UNICEF, WFP (2016), Vulnerability Assessment of Syrian Refugees 2016, Lebanon
- xiv. FAO (2016), Agriculture Labour study 2016 preliminary result.
- xv. American University of Beirut, UNRWA (2016), Survey on the Socioeconomic Status of Palestine Refugees in Lebanon: 2015.
- xvi. American University of Beirut, UNRWA (2015), Profiling the Vulnerability of Palestine Refugees from Syria Living in Lebanon: 2015.
- xvii. ILO (2015), Towards Decent Work in Lebanon: Issues and Challenges in Light of the Syrian Refugee Crisis.
- xviii. FAO (2014), Plan of Action for Resilient Livelihoods 2014 – 2018.
- xix. Lebanon, Ministry of Environment, European Union, UNDP (2014), Lebanon Environmental Assessment of the Syrian Conflict and Priority Interventions.
- xx. Inter-Agency Mapping Platform, September 2016. Accessed on 11 November, 2016.
- xxi. FAO (2006), Food Security Policy Brief, Issue 2 (World Food Summit, 1996).
- xxii. Lebanon, Ministry of Agriculture (2014), Ministry of Agriculture Strategy: 2015 – 2019.
- xxiii. Ibid.
- xxiv. Ibid.
- xxv. Ibid.
- xxvi. Ibid.
- xxvii. UNHCR, UNICEF, WFP (2016), Vulnerability Assessment of Syrian Refugees 2016, Lebanon.
- xxviii. Ibid.; UNHCR, UNICEF, WFP (2015), Vulnerability





(27) ILO/FAO/UNICEF study on Child Labour in Agriculture in the Bekaa region in Lebanon

- Assessment of Syrian Refugees 2015, Lebanon; UNHCR, UNICEF, WFP (2014), Vulnerability Assessment of Syrian Refugees 2014, Lebanon; UNHCR, UNICEF, WFP (2013), Vulnerability Assessment of Syrian Refugees 2013, Lebanon.
- xxix. UNHCR, UNICEF, WFP (2016), Vulnerability Assessment of Syrian Refugees 2016, Lebanon.
- xxx. American University of Beirut, UNRWA (2016), Survey on the Socioeconomic Status of Palestine Refugees in Lebanon: 2015.
- xxxi. Lebanon, Ministry of Agriculture, FAO (2012), Resultats Globaux du Module de Base du Recensement de l'Agriculture 2010.
- xxxii. Lebanon, Ministry of Agriculture, FAO, REACH (June 2015), Food Security and Livelihoods Assessment of Lebanese Host Communities: Assessment Report.
- xxxiii. Save the Children, UNESCO, UNFPA, UNHCR, UNICEF (April 2014), Situation Analysis of Youth in Lebanon Affected by the Syrian Crisis.
- xxxiv. Ibid.





Sector Logframe

Outcome 1: FOOD AVAILABILITY: Food availability is promoted through in kind food assistance and sustainable food value chains





Indicator 1	Description	Means of Verification	Unit	Frequency
Percentage of targeted households with a borderline or acceptable Food Consumption Score	The Food Consumption Score (FCS) is a composite indicator that considers diet diversity, frequency of consumption and nutrient value of the food groups consumed over a recall period of seven days. According to this score, households are classified into three categories: poor, borderline or acceptable food consumption.	Food Security Assessments	Percentage	Yearly





 Lebanese				 Displaced Syrians				 Palestine Refugees from Syria (PRS)				 Palestine Refugees in Lebanon (PRL)			
Baseline	Target 2017	Target 2018	Target 2020	Baseline	Target 2017	Target 2018	Target 2020	Baseline	Target 2017	Target 2018	Target 2020	Baseline	Target 2017	Target 2018	Target 2020
				61%				65%							

Indicator 2	Description	Means of Verification	Unit	Frequency
Percentage of targeted households with crisis and emergency coping strategies	Percentage of households that applied a severe or emergency coping strategy	Food Security Assessments	Percentage	Yearly

 Lebanese				 Displaced Syrians				 Palestine Refugees from Syria (PRS)				 Palestine Refugees in Lebanon (PRL)			
Baseline	Target 2017	Target 2018	Target 2020	Baseline	Target 2017	Target 2018	Target 2020	Baseline	Target 2017	Target 2018	Target 2020	Baseline	Target 2017	Target 2018	Target 2020
				61%				61%							





Indicator 3	Description	Means of Verification	Unit	Frequency
Reported percentage increase in production rate in targeted businesses/farmers	Percentage of assisted farmers who report an improvement in production	Program monitoring	Percentage	Yearly

 Lebanese				 Displaced Syrians				 Palestine Refugees from Syria (PRS)				 Palestine Refugees in Lebanon (PRL)			
Baseline	Target 2017	Target 2018	Target 2020	Baseline	Target 2017	Target 2018	Target 2020	Baseline	Target 2017	Target 2018	Target 2020	Baseline	Target 2017	Target 2018	Target 2020
0%	80%														





Indicator 4				Description				Means of Verification				Unit		Frequency	
Number of farmers with enhanced farming production				All farmers under output 1.2, output 1.3, output 1.4 and output 1.5				Program monitoring				Individuals (male/female)		Quarterly	
 Lebanese				 Displaced Syrians				 Palestine Refugees from Syria (PRS)				 Palestine Refugees in Lebanon (PRL)			
Baseline	Target 2017	Target 2018	Target 2020	Baseline	Target 2017	Target 2018	Target 2020	Baseline	Target 2017	Target 2018	Target 2020	Baseline	Target 2017	Target 2018	Target 2020

Outcome 2: FOOD ACCESS: Food accessibility is promoted through cash based food assistance and agricultural livelihoods





Indicator 1				Description				Means of Verification				Unit		Frequency	
Percentage of targeted households with a borderline or acceptable Food Consumption Score				The Food Consumption Score (FCS) is a composite indicator that considers diet diversity, frequency of consumption and nutrient value of the food groups consumed over a recall period of seven days. According to this score, households are classified into three categories: poor, borderline or acceptable food consumption				Food Security Assessments				Percentage		Yearly	

 Lebanese				 Displaced Syrians				 Palestine Refugees from Syria (PRS)				 Palestine Refugees in Lebanon (PRL)			
Baseline	Target 2017	Target 2018	Target 2020	Baseline	Target 2017	Target 2018	Target 2020	Baseline	Target 2017	Target 2018	Target 2020	Baseline	Target 2017	Target 2018	Target 2020
				61%				65%							





Indicator 2				Description				Means of Verification				Unit		Frequency	
Percentage of households with a high share of food expenditure				Percentage of households that allocate more than %65 of their expenses to buy food items				Food Security Assessments				Percentage		Yearly	

 Lebanese				 Displaced Syrians				 Palestine Refugees from Syria (PRS)				 Palestine Refugees in Lebanon (PRL)			
Baseline	Target 2017	Target 2018	Target 2020	Baseline	Target 2017	Target 2018	Target 2020	Baseline	Target 2017	Target 2018	Target 2020	Baseline	Target 2017	Target 2018	Target 2020
				30%				57%							





Indicator 3				Description				Means of Verification				Unit		Frequency	
Dollar value invested in the sector				Amount of money invested in support of rehabilitation of communal assets (including money injected into job creation and loans/credits)				Partner reporting				Dollars		Yearly	

 Lebanese				 Displaced Syrians				 Palestine Refugees from Syria (PRS)				 Palestine Refugees in Lebanon (PRL)			
Baseline	Target 2017	Target 2018	Target 2020	Baseline	Target 2017	Target 2018	Target 2020	Baseline	Target 2017	Target 2018	Target 2020	Baseline	Target 2017	Target 2018	Target 2020





Indicator 4	Description	Means of Verification	Unit	Frequency
Number of individuals supported to access agricultural assets (male/female)	Same as in output	Partner reporting	Individuals (male/female)	Yearly

 Lebanese				 Displaced Syrians				 Palestine Refugees from Syria (PRS)				 Palestine Refugees in Lebanon (PRL)			
Baseline	Target 2017	Target 2018	Target 2020	Baseline	Target 2017	Target 2018	Target 2020	Baseline	Target 2017	Target 2018	Target 2020	Baseline	Target 2017	Target 2018	Target 2020
													21693		




Indicator 5	Description	Means of Verification	Unit	Frequency
Percentage of individuals enrolled in agricultural technical schools (number of youth aged 15 to 21 years) who are employed in the agriculture sector		Partner reporting	Individuals (male/female)	Yearly





 Lebanese				 Displaced Syrians				 Palestine Refugees from Syria (PRS)				 Palestine Refugees in Lebanon (PRL)			
Baseline	Target 2017	Target 2018	Target 2020	Baseline	Target 2017	Target 2018	Target 2020	Baseline	Target 2017	Target 2018	Target 2020	Baseline	Target 2017	Target 2018	Target 2020

Indicator 6	Description	Means of Verification	Unit	Frequency
Number of individuals employed in the agriculture sector (male/female)	Number of individuals employed in the agricultural sector as both casual labour and seasonal labour. An individual should work at least for 10 days per month to be considered "employed"	Partner reporting	Individuals (male/female)	Yearly





 Lebanese				 Displaced Syrians				 Palestine Refugees from Syria (PRS)				 Palestine Refugees in Lebanon (PRL)			
Baseline	Target 2017	Target 2018	Target 2020	Baseline	Target 2017	Target 2018	Target 2020	Baseline	Target 2017	Target 2018	Target 2020	Baseline	Target 2017	Target 2018	Target 2020
	750				8500				750						

Indicator 7	Description	Means of Verification	Unit	Frequency
Number of workmen-days created	Number of days spent working of individuals employed in agriculture	Partner reporting	Man-days	Yearly





 Lebanese				 Displaced Syrians				 Palestine Refugees from Syria (PRS)				 Palestine Refugees in Lebanon (PRL)			
Baseline	Target 2017	Target 2018	Target 2020	Baseline	Target 2017	Target 2018	Target 2020	Baseline	Target 2017	Target 2018	Target 2020	Baseline	Target 2017	Target 2018	Target 2020





Indicator 8	Description				Means of Verification				Unit	Frequency					
Number of farmers benefiting from an improvement of agricultural productive infrastructure and/or communal assets					Partner reporting				Individuals (male/female)	Yearly					
 Lebanese	 Displaced Syrians				 Palestine Refugees from Syria (PRS)				 Palestine Refugees in Lebanon (PRL)						
Baseline	Target 2017	Target 2018	Target 2020	Baseline	Target 2017	Target 2018	Target 2020	Baseline	Target 2017	Target 2018	Target 2020	Baseline	Target 2017	Target 2018	Target 2020

Outcome 3: FOOD UTILIZATION: Food utilization is promoted through enhanced dietary quality (in its different dimensions) by improving food safety, nutrition practices and others

Indicator 1	Description				Means of Verification				Unit	Frequency					
Number of individuals supported for improved nutritional practices (male/female)	IDD				Food Security Assessments - Stakeholders intervening in the Food Security sector				Percentage	Yearly					
 Lebanese	 Displaced Syrians				 Palestine Refugees from Syria (PRS)				 Palestine Refugees in Lebanon (PRL)						
Baseline	Target 2017	Target 2018	Target 2020	Baseline	Target 2017	Target 2018	Target 2020	Baseline	Target 2017	Target 2018	Target 2020	Baseline	Target 2017	Target 2018	Target 2020
850	8750			2150	26250										

86

Indicator 2	Description				Means of Verification				Unit	Frequency					
Percentage of women with a minimum dietary diversity score	Proportion of women at reproductive age that consume a minimum of 5 out of 10 food groups				Food Security Assessments - Stakeholders intervening in the Food Security sector					Yearly					
 Lebanese	 Displaced Syrians				 Palestine Refugees from Syria (PRS)				 Palestine Refugees in Lebanon (PRL)						
Baseline	Target 2017	Target 2018	Target 2020	Baseline	Target 2017	Target 2018	Target 2020	Baseline	Target 2017	Target 2018	Target 2020	Baseline	Target 2017	Target 2018	Target 2020
	90%			N/A	90%										

Indicator 3	Description				Means of Verification				Unit	Frequency					
Percentage of individuals with improved knowledge on food-safety-related issues (male/female)					Partner reports, Activity Info				Individuals (male/female)	Yearly					
 Lebanese	 Displaced Syrians				 Palestine Refugees from Syria (PRS)				 Palestine Refugees in Lebanon (PRL)						
Baseline	Target 2017	Target 2018	Target 2020	Baseline	Target 2017	Target 2018	Target 2020	Baseline	Target 2017	Target 2018	Target 2020	Baseline	Target 2017	Target 2018	Target 2020
	90%			0											

Outcome 4: STABILIZATION: Stabilization is promoted through enhanced information on food security, coordination of agriculture activities and supporting national institutions

Indicator 1	Description	Means of Verification	Unit	Frequency
Level of satisfaction of different stakeholders with the work of the sector		Online survey	Percentage	Yearly

Indicator 2	Description	Means of Verification	Unit	Frequency
Percentage of actors involved in the Food Security sector reporting access to Food-Security-related data, information and technical support		Online survey	Percentage	Yearly



HEALTH SECTOR

PEOPLE IN NEED



PEOPLE TARGETED



REQUIREMENTS(US\$)



PARTNERS



GENDER MARKER



CONTACTS

LEAD MINISTRY
 Ministry of Public Health (MoPH)
 Dr. Rasha Hamra
 rashahamra@yahoo.com

COORDINATING AGENCIES
WHO and UNHCR
 Dr. Alissar Rady
 radya@who.int
 Dr. Michael Woodman
 woodman@unhcr.org

SECTOR OUTCOMES

Outcome #1 **\$83.4 m**

Improved access to comprehensive primary healthcare (PHC)

Indicators
 Percentage of persons of concern accessing primary healthcare services

Outcome #2 **\$211.6 m**

Improved access to hospital (incl. ER care) and advanced referral care (advanced diagnostic laboratory & radiology care)

Indicators
 Percentage of population cohort admitted for hospitalization per year

Outcome #3 **\$8 m**

Improved outbreak control

Indicators
 Number of functional early warning and surveillance system (EWARS) centers

Outcome #4 **\$5 m**

Improved child, adolescent & youth health

Indicators
 Percentage of public schools adhering to at least one component of the School Health Program

POPULATION BREAKDOWN

POPULATION COHORT	PEOPLE IN NEED	PEOPLE TARGETED	51% Female 49% Male	
Lebanese	1,500,000	750,000	372,750	377,250
Displaced Syrians	733,795	733,795	381,573	352,222
Palestine Refugees from Syria	31,502	31,502	15,909	15,593
Palestine Refugees in Lebanon	180,691	20,000	10,100	9,900

Situation analysis

The Health sector situation analysis and needs are presented in alignment with two strategic objectives of the Health Response Strategy of the Ministry of Public Health (MoPH): a) increase access to health services for displaced Syrians and vulnerable Lebanese; and b) strengthen healthcare institutions and enable them to withstand the pressure caused by the increased demand on services and the scarcity of resources.

Primary healthcare

Similarly to Lebanese, displaced Syrians access primary healthcare services through MoPH network of 220 Primary Healthcare Centres (PHCCs)¹, the 220 MoSA SDCs and through an estimated 700 health outlets/dispensaries, most of which are NGO clinics. In addition there are an unidentified number of informal practices/health rooms run by Syrian doctors in informal settlements. In the identified facilities, medical consultations can be received for a nominal fee. In an important number of these facilities, routine vaccination, acute and chronic medications as well as reproductive commodities are available free of charge.² These are supplied through MoPH with the support of partners.

In parallel, and with the onset of the crisis, displaced Syrians can access primary healthcare services, through Mobile Medical Units (MMUs) which provide consultations, dispense medication free of charge and often refer patients back to PHCCs.

Alternatively, medical services are available through private clinics, or through one of the 2,928 pharmacies in the country.¹ However, these come at a much higher expense in terms of out-of-pocket expenditures.

Currently, displaced Syrians can receive subsidized services at around 100 health outlets (including MoPH-PHCCs, MoSA-SDCs and other health outlets/dispensaries)³ supported by international and local partners. These partners currently also provide similarly subsidized services to a limited number of vulnerable Lebanese as a way of addressing critical needs and mitigating potential sources of tension.

Child Health: According to the 2016 Vulnerability Assessment of Syrian Refugees (VASyR), the prevalence of global acute malnutrition (GAM) among displaced Syrian children aged 6-59 months in Lebanon seems to be stable at around 2 percent, with the similar trend of boys being slightly wasted more than girls.ⁱⁱ The prevalence of GAM falls under the “acceptable” severity category on the World Health Organisation (WHO)

(1) According to MoPH, in 2015, 30% of beneficiaries of PHCCs in the MoPH-PHC network were displaced Syrians.

(2) Currently, routine vaccines are available in all 220 MoPH-PHCCs as well as around 600 dispensaries which include a number of MoSA-SDCs. Acute medications are available in all 220 MoPH-PHCs as well as all 220 MoSA-SDCs. Chronic medications are available in around 410 health outlets out of which 187 are MoPH-PHCCs. Reproductive Health commodities are available in all 220 MoPH-PHCCs as well as in 57 dispensaries.

(3) Based on Activity Info, from January to August 2016, health partners provided subsidized services through around 100 outlets out of which 55 MoPH-PHCCs, 12 MoSA SDCs, and 62 dispensaries.

Crisis Classification.ⁱⁱⁱ In order to address malnutrition, screening for and management of both moderate and severe acute malnutrition (without complications) have been integrated at primary healthcare level.⁴ Currently, all children being screened for malnutrition are expected to be given micro-nutrients. MoPH-PHCCs are also expected to report on malnutrition related indicators via the MoPH Health Information System.

At 34 percent, the rate of exclusive breastfeeding for children age less than six months is the highest for Syrians registered as refugees with UNHCR compared to Lebanese, Palestine Refugees in Lebanon and Palestine Refugees from Syria. Furthermore, the percentage of displaced Syrian children age 6-23 months who received solid, semi-solid or soft foods the minimum number of times is at 54 percent, compared to 64 percent among Lebanese children^{iv} indicating the need for interventions to promote both exclusive breastfeeding (0-6 months) as well as proper infant and young child feeding (6-23 months) which positively impacts child health.

Vaccination: 47 percent of Lebanese and 72.7 percent of persons registered as refugees by UNHCR received their vaccination at primary healthcare centres.^v Overall, the vaccination coverage in Lebanon is high, with a lower coverage reported in certain cazas.⁵ Despite the vaccination campaigns and the relentless efforts to accelerate routine vaccination, a number of children are not up-to-date as per immunization calendars. Considering the poor living conditions of vulnerable populations, there are heightened risks of outbreak of vaccine-preventable diseases, and the introduction of new diseases to the host community, especially in areas where there is crowding. Indeed, vaccine-preventable diseases are still observed/reported.⁶ The highest number of cases of vaccine-preventable diseases are reported in Mount-Lebanon, Bekaa and South governorates. Although reporting has improved, the actual number of cases is believed to be higher.

While a significant number of Lebanese and displaced Syrian children under five benefited from free routine vaccination (620,291 children) through MoPH,⁷ only 71 percent of households knew that displaced Syrian children have free access to vaccination at MoPH facilities^{vi}.

Adult Health: In general, displaced Syrians primarily seek care for infections and communicable diseases (40 percent), chronic conditions (14 percent), gynecological

(4) According to MoPH records, from January to June 2016, 29,056 children (50 percent Lebanese and 50 percent non-Lebanese) have been screened for malnutrition in all MoPH-PHCs and 424 children have received treatment for moderate or severe acute malnutrition (without complications) in the 60 MoPH-PHCs which are malnutrition management centres. 46 children were referred for inpatient treatment.

(5) The WHO EPI Cluster survey shows that, at a national level, completed vaccination (three doses at least) for polio is 90.1 percent, DTP 87.3 percent, Hib 88.7 percent and Hepatitis B 89.9 percent. More specifically, a polio coverage of less than 85 percent is reported in cazas for Jbeil, Metn, Akkar, Minieh-Donnieh, Bcharre and Jezzine

(6) From January to October 2016, nationally, 455 cases of mumps (71 among displaced Syrians), 294 cases of Hepatitis B (36 cases among displaced Syrians), 85 cases of acute flaccid paralysis (9 cases among displaced Syrians), 83 cases of pertussis (15 cases among displaced Syrians), 40 cases of measles (16 cases among displaced Syrians) were reported. Source: MoPH/ESU.

(7) Data from MoPH for the period January to August 2016.

care (12 percent) and injuries (9 percent).^{vii} Though it may not be representative, findings from a recent survey showed that 8 percent of household members reported having a chronic disease, of which 37 percent were unable to access medicines or health services needed.^{viii} The most common chronic diseases reported by displaced Syrians are arthritis, hypertension, diabetes, Asthma/COPD, and heart disease and the prevalence of all chronic conditions is significantly higher in displaced Syrians who are over 40 years old with hypertension being the most common chronic condition.^{ix}

Reproductive Health: Antenatal care (ANC) constitutes an important proportion of medical services provided to displaced Syrians at primary healthcare level. The UNHCR 2016 HAUS study showed 70 percent of women aged 15-49 years and who have been pregnant in the past two years reported accessing antenatal care, representing a decrease in access compared to 2015. Of those women who accessed ANC, 73 percent reported three or more visits with 53 percent reporting more than four visits, a slight increase compared to 2015. Amongst the 30 percent of pregnant women who did not receive ANC, most reported being unable to afford fees and/or transport costs. Moreover, only 26 percent of women who delivered reported receiving postnatal care. Therefore there is a clear need to increase uptake of post-natal care by displaced Syrian women.

With regards to family planning the study showed that 38 percent of couples with one of the partners between 15-49 years of age were using a family planning method.⁸ Amongst the reasons for not using contraceptive methods, 48.8 percent stated they are planning a pregnancy, whereas 39.7 percent stated not wanting to use a contraceptive method, followed by five percent who stated the costs are too high.

Mental Health: Three percent of displaced Syrian households reported having a member with a previously diagnosed mental health condition. Despite a significant number of NGOs providing mental health and psychosocial support, the need for specialized mental health services including for survivors of sexual and gender-based violence (SGBV) remains high and the waiting lists long. It is therefore important to expand access to mental health services.

Although displaced Syrians can, in theory, access primary healthcare services from a variety of health outlets, they main barrier to accessing services is cost-related. Data from the 2016 VASyR shows that displaced Syrians' health expenditure is relatively high and comprises 12 percent of the total expenditures of a household (average total expenditure is US\$ 459/H/month).^x Additionally, observations from the field point towards social and protection barriers to access to health services which vary by gender; harassment, lack of documentation, reception by medical staff, fear of getting out from the house due to illegal stay etc. Poor knowledge about

(8) The preferred family planning method was the intra-uterine device (IUD) (31%) followed by the pill (20%), traditional methods (16%) and the condom (12%).

available health services also constitutes a barrier for access; 57 percent of the UNHCR HAUS survey respondents knew that refugees should pay between LBP 3,000 and 5,000 LBP (\$ 2-3.30) for a consultation at a primary healthcare centre (PHCC) a lower proportion (49 percent) knew that medication for acute illnesses are free at PHCCs.^{xi}

Percentage of **displaced Syrians** household **expenditure on healthcare** out of total (VASyR 2016)



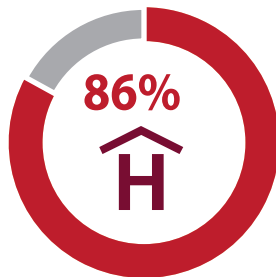
Palestine Refugees from Syria primarily access primary healthcare through the 27 UNRWA clinics offering free of charge primary healthcare services including vaccination and acute and chronic medication. On average each Palestine Refugee from Syria visits UNRWA clinics five times per year. Palestine Refugees from Syria are worse-off compared to Palestine Refugees in Lebanon on all health-related indicators.^{xii} Respectively, 10 percent, 75 percent and 83 percent of households report at least one family member who suffers from a disability, acute illness in the past six months, and chronic illness. The four most prevalent chronic conditions are diabetes, high blood pressure, heart disease, and bone and muscle problems.^{xiii} Moreover, 85 percent reported poor mental health.

Hospital Care

Access to hospital care for displaced Syrians is primarily through a network of 53 hospitals across Lebanon (public and private), contracted by UNHCR through a third party administrator. Subsidized care is limited to obstetric and life-threatening conditions, which have been prioritized in light of available funding, and currently covers 75 percent of hospitalization fees. Survivors of gender-based violence, particularly survivors of rape are fully covered. Coverage is increased to 90 percent for severely vulnerable households, but also for patients with acute burns and psychiatric conditions, as well as infants in need of neonatal and paediatric intensive care. Accordingly, beneficiaries of the support are expected to cover the remaining 10 to 25 percent patient share. Securing the funds is a challenge for displaced Syrians. Observed practices, which raise protection concerns, are of hospitals retaining displaced Syrian IDs or UNHCR registration documents until the hospital bill is settled or hospitals requiring that a deposit be paid prior to admission. Various health actors provide support to cover the 10 to 25 percent patient share, however the

support remains limited, and is on a case by case basis with each I/NGO having its own ceiling for financial support per case.

Percentage of **displaced Syrians** who **received** needed **primary health care services** (VASyR 2016)



In 2016, 50,121 displaced Syrians were admitted for hospital care.^{xiv} Of the total admissions, 52 percent were pregnant women admitted for obstetric care of whom 30 percent gave birth through C-section. The C-section rate is considered high.⁹ Though it is lower than the C-section rate amongst Lebanese which is estimated at around 44 percent,¹⁰ it is higher than the rate reported in Syria (23 percent)^{xv} and confirms findings of a 2007 study by the American University of Beirut pointing to a policy environment encouraging C-sections in Lebanon.^{xvi} As the practice carries risks, and there is a concern that unnecessary C-sections are taking place, the rate should be further monitored and addressed.

Considerable additional hospital care is provided through LCRP partners and other non-LCRP actors; surgeries for congenital malformations and other conditions through medical missions, dialysis for renal failure and thalassemia patients, treatment for hemophilia patients, as well as hospital care for injuries from firearms or explosive weapons.

Overall, the hospitalization rate for obstetric and life-saving conditions for displaced Syrians is six percent per year,¹¹ which is half the hospitalization rate for Lebanese (12 percent per year). This is explained by the restrictive criteria applied due to limited funds. In order to address the large unmet needs and the underlying financial barrier to hospital care access, increased financial support is needed particularly for cases which do not fall under current coverage, especially catastrophic illnesses (such as cancer) and chronic conditions as well as diagnostics. It is estimated that around 800 cases of cancer among displaced Syrians need to be treated every year, and an estimated 200 patients are in need of on-going renal dialysis.¹²

Palestine Refugees from Syria, similarly to Palestine Refugees in Lebanon, benefit from hospital care through UNRWA with 100 percent coverage for

secondary care in Palestine Red Crescent Society (PRCS) hospitals and 90 percent in public and private hospitals respectively and 60 percent coverage for tertiary services (with a ceiling of \$5000 per intervention).^{xvii} Many families therefore experience high vulnerability in the health sector especially since 99 percent of the population has no health insurance coverage other than access to UNRWA health services for hospitalization. Despite different barriers (irregular legal status, movement restrictions, limited resources), the access to UNRWA hospitalization services is high.^{xviii} The hospitalization rate of Palestine Refugees from Syria is equivalent to 12 percent and therefore similar to that of Lebanese.

Overall, limited funds are available for ensuring equitable provision of health services in order to meet essential health needs at the primary, secondary and tertiary healthcare levels. Consequently, access to healthcare in the sixth year of the crisis still remains a serious concern.

Impact on healthcare institutions

The health facilities at primary healthcare and hospital level across Lebanon are heavily strained, as a result of increased demand on services due to the crisis. Akkar and Bekaa, as traditionally underserved areas, and hosting respectively around 10 percent and 25 percent of the displaced Syrians are in need of more institutional support.

US\$ 15 million

Financial deficit accumulated by **public hospitals** since the onset of the **Syria crisis** (MoPH records)

Public hospitals are impacted by: 1) the inability of displaced Syrians to cover the totality of their hospital bills, even in cases where their hospitalization is subsidized by partners, and 2) unfulfilled MoPH commitments to public hospitals to cover the hospitalization fees of displaced Syrians and Palestine Refugees from Syria for conditions which are not subsidized by partners. These conditions include dialysis, cancer and catastrophic illnesses treatment, and acute hospitalization. According to MoPH records, public hospitals have accumulated a deficit amounting to \$15 million since the onset of the Syrian crisis, threatening the financial viability of the public hospital system as a whole, and consequently the future provision of hospital services.

If the above needs are not fully met, mortality and morbidity will increase due to inadequate access to healthcare. The risk of outbreaks of communicable and vaccine-preventable diseases will increase. Early detection and control of outbreaks will also be suboptimal.

(9) According to WHO, the ideal rate for caesarean sections is between 10-15%.

(10) MoPH 2013 Public Health bulletin showed that the rate of CSs reached 44-45 % of total deliveries covered by MoPH.

(11) UNHCR referral care report 2014.

(12) Based on data from dialysis centres, 2014-2015, MoPH.

Overall sector strategy

The MoPH Response Strategy (HRS), drafted in 2015, and updated in 2016, serves as the guiding document for the LCRP Health sector.^{xix} Activities within the LCRP must fall within the scope of this strategy starting from community outreach, awareness and preventive activities all the way to curative and referral services. By 2020, the strategy aims at full integration of services in the existing national healthcare system.

The HRS serves four strategic objectives:

- To increase access to healthcare services to reach as many displaced persons and host communities as possible, prioritizing the most vulnerable;
- To strengthen healthcare institutions and enable them to withstand the pressure caused by the increased demand on services and the scarcity of resources;
- To ensure health security and control of outbreaks; and
- To improve child survival.

Health sector partners are expected to uphold the principles of transparency and accountability to ensure an effective and efficient humanitarian response within the health sector. To that end, should the GoL require information that is not captured by inter-agency mechanisms, bilateral requests can be made from the GoL to partners.

2.1 Sector Outcomes and Outputs

The Health sector's overarching aim is to respond to the health needs (primary, secondary and tertiary care) of displaced Syrian and Palestine Refugees from Syria populations and the most vulnerable within the Lebanese and Palestine Refugees in Lebanon host communities, and to strengthen national institutions and capacities to respond to those needs while simultaneously enhancing the resilience of the health system as a whole.

Outcome 1 – Improved access to comprehensive primary healthcare (PHC)

The sector aims to ensure access to comprehensive¹³ quality primary healthcare to displaced Syrians as well as vulnerable Lebanese, primarily through the Ministry's network of PHCs, but also through centres outside the MoPH network¹⁴ including MoSA's SDCs in instances where there is uneven geographical coverage, or where the caseload is too heavy for the network to bear.¹⁵ Hence, the expansion of the MoPH-PHCC network is prioritized.¹⁶ The establishment of Mobile Medical Units (MMUs) will be limited to exceptional security and emergency

(13) Comprehensive primary healthcare is inclusive of vaccination, medication for acute and chronic conditions, NCD care, reproductive health, malnutrition screening and management, mental health, dental care as well as health promotion.

(14) This includes dispensaries, many of which belong to NGOs, municipalities or the Lebanese Red Cross.

(15) Palestine Refugees for Syria and Palestine Refugees in Lebanon are an exception as their access to primary healthcare is through UNRWA clinics.

(16) MoPH plans on adding 50 additional PHCCs to the MoPH-PHC network per year.

situations such as vaccination campaigns, outbreak investigation and lack of PHCCs in the geographic area.

As the displaced Syrian population will continue to benefit from the same entry points into healthcare as the Lebanese population, it is essential that the current mechanisms of national drug procurement, including reproductive health commodities and post-exposure prophylaxis (PEP kits), be aligned with the existing needs for both Lebanese and non-Lebanese, and any duplication for parallel procurement mechanisms by health partners be avoided. To that end, it is expected that over the span of four years the MoPH system for procurement, management and distribution of chronic disease medication operated through the non-governmental organization (NGO), Young Men's Christian Association (YMCA), will be able to progressively absorb numbers of vulnerable Lebanese as well as Syrian beneficiaries referred to YMCA.¹⁷

Existing partner programmes which subsidize care at PHCCs will be maintained for the most vulnerable populations (displaced Syrians as well as vulnerable Lebanese). The current package provided which includes financial subsidies for consultations, subsidies for laboratory and diagnostic tests for pre-defined vulnerable groups, free vaccination, free acute and chronic medication, as well as two free ultrasounds for pregnant women will be evaluated regularly to make sure it responds to needs and ensures meaningful access for primary healthcare, addressing potential barriers for access.

Within the four year span, the sector will explore in detail further optimizing the package of services offered and models of delivery including the financing mechanisms to ensure an effective, cost-efficient and sustainable response. Special attention will be paid to interventions that meet the specific health needs of women, girls, boys and men, including pregnant and lactating women, youth, persons with disabilities, elderly, survivors of gender-based violence, persons living with HIV/AIDS, persons facing gender-based discrimination and other vulnerable groups. To assess challenges around access to health services, women, girls, men and boys will be equally consulted.

In order to strengthen the capacities of MoPH at central and local levels as well as MoSA SDCs to respond to needs, support is needed in terms of human resources, provision of equipment and capacity building according to identified needs to ensure quality care. Yet, with time, and as the MoPH capacities are strengthened, the institutional support shall progressively decrease.

Additionally, the Health sector has prioritized exploring along with MoPH ways to support the expansion of the existing health information system (HIS) and the public health early warning sentinel surveillance sites, especially since they provide the critical data for monitoring,

(17) This is partly due to a sizeable number (10,000-15,000) currently benefiting from parallel projects that are currently phasing out or expected to phase out in the coming years.

planning and decision-making within the health sector.¹⁸ The expansion envisioned is both in the number of health providers reporting as well as the quality and reliability of the data generated. This will ensure that regular access to data is available and proactive management of future healthcare priorities.

Output 1.1 - Comprehensive primary healthcare package received by the population in need.

The target for 2017 is 1,956,786 subsidized consultations to be provided at primary healthcare level. This output will be measured by an indicator on the “number of subsidized consultations provided” which will be disaggregated by age and sex to allow for gender analysis of potential barriers for access to primary healthcare to be addressed. Activities under this output are the provision of subsidized medical consultations, the screening, referral and management of acute malnutrition and the provision of health awareness at health facility level or at community level through outreach from the health facility.

Output 1.2 - Sufficient chronic disease medication available.

The target for 2017 is 175,100 individuals there are around 145,000 Lebanese and 25,000 displaced Syrians receiving chronic disease medication through the MoPH/ YMCA¹⁹ operated procurement and distribution system, as well as 3,400 Palestine Refugees from Syria and 1,700 Palestine Refugees in Lebanon receiving chronic medication through UNRWA clinics. This output will be measured by an indicator on the “number of persons receiving chronic medication” which will be disaggregated by sex.

Output 1.3 - Sufficient acute disease medication, medical supplies and reproductive health commodities available, targeting around 1.5 million displaced Syrian and vulnerable Lebanese within the existing MoPH channels, as well as around 50,000 Palestine Refugees from Syria and Palestine Refugees in Lebanon through UNRWA clinics.

Output 1.4 - Routine vaccination coverage increased for all children under 5 – with a target of 100 percent of displaced Syrian children, Palestine Refugees from Syria as well as vulnerable Lebanese children²⁰ and Palestine Refugees in Lebanon vaccinated. This necessitates the enforcement of the MoPH policy relating to free vaccinations at primary healthcare level as well as the expansion of existing routine vaccinations. This output will be measured through an indicator on the “% of children under five receiving routine vaccination” based on the annual WHO Expanded Programme on

Immunization (EPI) cluster survey, as well as through an indicator on the “number of children under five receiving routine vaccination” both of which will be disaggregated by sex.

Output 1.5 - Primary healthcare institutions’ service delivery strengthened, targeting 50 new PHCCs to be added to the MoPH-PHCC network. Activities under this output include the provision of equipment and supplies, staffing as well as capacity building trainings (including on soft skills²¹ and survivor-centred approaches to avoid that health staff attitudes would constitute a barrier to access health services). The sector will encourage an equal ratio of female/male staff trained²² and the indicator is on the “number of primary healthcare staff trained” and will be disaggregated by sex.

Outcome 2 – Improved access to hospital and advanced referral care

The sector aims to ensure access to hospital and specialized referral care for all displaced Syrians and Palestine Refugees from Syria in need of hospitalization and to assist public hospitals in covering the hospital bills of the displaced populations.²³ Indeed 75 to 90 percent of the hospital fees for life-saving and obstetric care is currently covered by UNHCR, leaving 10 to 25 percent of the hospital bill uncovered for an important number of hospitalizations. Health sector partners need resources to cover this gap as well as conditions not covered by the current scheme (including dialysis for chronic renal failure, thalassemia, advanced cancer care such as radio and chemotherapy and care for other catastrophic illnesses). Within the four year span, it is crucial to explore further efficiencies to expand coverage in terms of both hospital services and financial support. The main indicator used to measure this outcome is % of population cohort admitted per year.

Output 2.1 - Population in need receives hospital and diagnostic services, targeting 124,022 displaced Syrians²⁴, 3,780 Palestine Refugees from Syria and 2,400 Palestine Refugees in Lebanon receiving hospital services. The targets are based on a 12 percent hospitalization rate for all population cohorts.²⁵ The main activity under this output is the provision of financial support to access hospital services. This is currently through the UNHCR Referral Care programme, health actors’ support to cover the 10 to 25 percent patient share, and/or health actors providing financial support to cover conditions outside of the UNHCR scheme. This will be measured through an indicator on the “number of persons receiving hospital services”. The indicator will be disaggregated by sex to

(21) As an example, the Clinical Management of Rape training targeting health staff includes a module on soft skills

(22) It is observed that more female health staff attend trainings compared to male health staff – this is reflective of the general health workforce.

(23) This includes advanced diagnostics, laboratory tests and radiology (on an outpatient basis) and admission to hospital, including emergency room care.

(24) This figure is based on the number of displaced Syrians registered with UNHCR as refugees equivalent to 1,033,513 (as of end of June 2016). It is important to note however that all displaced Syrians (GoL estimates are of 1,500,000 displaced Syrians in Lebanon) whether registered or non-registered with UNHCR as refugees are eligible for hospital coverage according to UNHCR Standard Operating Procedures (SOPs) for Referral Care.

(25) The hospitalization rate does not include health interventions done on an outpatient basis such as dialysis.

(18) Currently, with few exceptions, only the PHCCs within the MoPH Network report basic data via the HIS and public health early warning sentinel surveillance sites exist in selected PHCCs

(19) Benefiting from chronic medications through YMCA is subject to patients’ enrolment in the YMCA system, funded by MoPH and constituted by 447 partner clinics and dispensaries across Lebanon.

(20) It is estimated that 50% of vulnerable Lebanese children receive vaccination through the public health system while the remaining 50% receiving vaccination through private health system

allow for gender analysis of potential barriers for access to hospital care. Another activity is the provision of financial support for access to specialized diagnostics on an outpatient basis.

Output 2.2 - Public hospitals compensated for financial losses incurred due to Syria Crisis with target of 100% of public hospital losses retroactively reimbursed. The losses have accumulated since 2011 as a result of displaced Syrian's inability to pay the totality of their hospital bills as well as MoPH's inability to cover its financial dues to hospitals for MoPH approved hospital admissions.

Output 2.3 - Public and private hospital service delivery strengthened with target of 27 public hospitals strengthened. Interventions consist in equipping hospitals (filling urgent gaps in equipment and replacing depreciated equipment), as well as providing capacity building trainings to public hospital staff. The sector will encourage a certain ratio of female staff trained.

Outcome 3 – Improved outbreak control

The sector aims to strengthen outbreak control and build the capacity of the MoPH Epidemiological Surveillance Unit. The outcome will be measured through the number of functional Early Warning and Response System (EWARS) centres.

Output 3.1 - Reinforce and expand the national Early Warning and Response System (EWARS), for which the target is 296 (50 existing and 246 new) operational surveillance sites newly established. WHO has initiated expansion of the EWARS and will continue further support in terms of training, monitoring timeliness and completeness of reporting. Furthermore, all PHCCs within the MoPH network, laboratories and hospitals, as well as MoPH-Epidemiologic Unit at central level will be targeted as part of the decentralization of EWARS. Activities include reinforcing, expanding and decentralizing the EWARS sentinel sites through staffing, logistics support, IT system development, equipment and technical support missions and conducting joint trainings for surveillance and response teams.

Output 3.2 - Ensure availability of selected contingency supplies, for which the target is a one-year stock of select contingency vaccines, emergency medications, laboratory reagents, response kits and personal protective equipment (PPE) for quick and effective response to outbreaks.

Output 3.3 - Support the implementation of vaccination campaign, for which the target is to reach areas with low coverage specifically for vaccine-preventable diseases such as polio and measles.

Outcome 4 – Improved Adolescent & Youth Health

With children (0-18 years of age) constituting 54 percent of the population of displaced Syrians and the displaced Syrian population being relatively young with a higher proportion of women in the 20-24 age bracket, the health sector aims at improving child and youth health.^{xx}

Output 4.1 - School Health Programme expanded with a target to expand to an additional 200 public schools in 2017 reaching a total of 1,200 public schools adhering to at least one component of the School Health Programme.²⁶ The programme includes activities that contribute to a healthy environment, school health education, opportunities for physical education and recreation and programs for counselling, social support and mental health promotion. Other activities include provision of support for the school e-health medical records (procurement of IT equipment and capacity building) as well as support for the school environmental health program.

Output 4.2- Child Survival Initiative developed and implemented with a target of developing the Child Survival Initiative in 2017. The initiative targets both displaced Syrian and Lebanese children (0-5 years of age) and is in its early stages of design. Implementation is expected for end of 2017, beginning of 2018.

Sector needs and targets

Population Cohort	Total Population in Need	Targeted Population	No. of Female	No. of Male	No. of Children (0-17)	No. of Adolescent (10-17)	No. of Youth (18-24)
Lebanese	1,500,000	750,000	372,750	377,250	234,000	122,250	
Displaced Syrians	733,795	733,795	381,573	352,222	393,314	140,155	75,581
Palestine Refugees from Syria	31,502	31,502	15,909	15,593	11,530	5,072	
Palestine Refugees in Lebanon	180,691	20,000	10,100	9,900	7,620	3,680	
GRAND TOTAL	2,777,193	1,535,297	780,332	754,965	646,464	271,157	

(26) The School Health Programme was launched in 2007 under a Memorandum of Understanding (MOU) between WHO, the Ministry of Education and Higher Education (MEHE) and MoPH.

Type of Institutions	Total	Targeted
Municipalities		0
Hospitals	27	27
Schools	1,279	1,200
Water Establishments		0
Social Development Centers	220	14
Central Ministries		1
Ministry of Public Health - Primary Health Care Centers	220	220

Identification of sector needs and targets at the individual, institutional and geographical level

In the Health sector, the number of displaced Syrians in need is calculated based on economic vulnerability whereby data from the 2016 VASyR indicates that 71 percent of displaced Syrians are living below the poverty line.^{xxi} As such, the number of displaced Syrians in need and targeted by the sector is 733,395.²⁷

Although a recent economic vulnerability study led by UNRWA points to 89 percent of Palestine Refugees from Syria living in poverty, all 31,502 Palestine Refugees from Syria are considered in need and targeted by the Health sector.^{xxii}

The number of Palestine Refugees from Lebanon considered in need is based on economic vulnerability data indicating that 65 percent of PRL²⁸ (equal to 180,691) are living below the poverty line.

Although 180,691 Palestine Refugees in Lebanon are considered in need, 20,000 are actually targeted under the LCRP, with the remaining PRL eligible for support through UNRWA.

The number of vulnerable Lebanese in need is 1,500,000. This is the GoL's estimate of Lebanese who are economically vulnerable. The Health sector however is targeting 50% of the population in need which is equivalent to 750,000 individuals.²⁹

It is important to note that there is a wide array of health services provided by actors outside of the LCRP who therefore do not report against the LCRP targets. INGOs such as MSF, the ICRC and other institutions provide critical healthcare outside of the LCRP. Better coordination, consolidation under the MoPH Health Response Strategy 2020 and exchange of health information data is an urgent priority.

(27) This figure is based on the number of displaced Syrians registered with UNHCR as refugees equivalent to 1,033,513 (as of end of June 2016). It is important to note however that all displaced Syrians (GoL estimates are of 1,500,000 displaced Syrians in Lebanon) whether registered or non-registered with UNHCR as refugees are eligible for hospital coverage according to UNHCR Standard Operating Procedures (SOPs) for Referral Care.

(28) Total number of Palestine Refugees in Lebanon is 277,985. Source: UNRWA - Department of Relief and Social Services - October 2014

(29) There are other instruments which target vulnerable Lebanese which are external to the Lebanon Crisis Response Plan (LCRP). The Emergency Primary Healthcare Restoration project - towards Universal Health Coverage targets 150,000 beneficiaries of the National Poverty Targeting Program (NPTP) through the national primary healthcare centres network. The 750,000 vulnerable Lebanese covered through LCRP are targeted for general health services (vaccination, medication, malnutrition) and not specifically for subsidies.

Mainstreaming of conflict sensitivity, gender, youth, people with specific needs (PwSN) and environment

Conflict Sensitivity

The Health Sector strategy recognizes that the pressure on healthcare institutions caused by the increased demand for health services is a potential source of conflict. To address this, efforts are geared towards strengthening the MoPH centrally and the PHC system overall, including MoSA-SDCs, to deal with the increased burden on the system and to ensure continued access for vulnerable Lebanese.

Another potential source of tension is the differences in out-of-pocket expenses for primary healthcare between vulnerable Lebanese and displaced Syrians. To address this issue, sector efforts are oriented towards providing a number of the most vulnerable Lebanese with the same package of subsidized services provided to displaced Syrians at primary healthcare centres supported by LCRP partners.

Gender

Differences may exist in equal and equitable access to healthcare between women and girls and men and boys. The sector strategy takes this issue into account by ensuring that data collected through assessments and surveys, from health facilities (consultations, hospital admissions) and from health-related interventions (i.e. vaccination campaign, trainings) captures age and sex disaggregation, so that differences in needs, access including gender-specific barriers to access (i.e. protection risks on the road, such as harassment for women or freedom of movement associated with checkpoints for men), or persons reached or health staff trained are regularly monitored and addressed.

The sector also attends to the specific needs of women and girls through its focus on access to reproductive health services, specifically antenatal care (ANC), postnatal care (PNC), family planning, referrals for sexual and gender based violence (SGBV) services and the clinical management of rape. Although the focus is on women and girls, reproductive health and SGBV services are also available to men and boys. Nonetheless, exposure to SGBV still remains an underreported issue.

Youth

The 2017-2020 Health sector strategy aims to contribute to improvements in health of youth (14-25 years) recognizing that the population in the 20-24 age brackets has a considerable higher percentage of women.^{xxiii} The Health sector will target youth, promoting healthy practices through outreach activities from primary healthcare centres. Alcohol or tobacco use, lack of physical activity, unprotected sex and/or exposure to violence can jeopardize youth health and result in long-term impacts. The 2005 and 2011 Global Health School Surveys, reported an increase in smoking, substance abuse, violence and mental health conditions among youth, including depression and suicide ideation.^{xxiv}

The Health sector will also target youth through public schools adhering to the School Health Programme which fosters health and learning through the engagement of health and education officials, teachers, students, parents, health providers and community leaders in efforts to make the school a healthy place.

People With Specific Needs

In a number of primary healthcare centres, people with disabilities, similarly to other vulnerable groups such as children under 5, pregnant women and people over 60 receive financial support/subsidies to cover the cost of laboratory and diagnostics tests. Moreover, specialized NGOs provide people with disabilities with specialized services such as physical therapy, rehabilitative support such as prosthetic and orthotic devices, hearing aids and eye glasses for vision correction.

Environment

Environmental risk factors, such as lack of safe water, poor waste water management, poor solid waste management, poor hospital waste management, poor living conditions and hygiene and unsafe food all influence the incidence and spread of communicable diseases. The sector strategy focuses on improving outbreak control through strengthening disease surveillance systems.

Inter-sector linkages

Overall, the Health sector aims to improve Lebanon's health security through multi-sectoral coordination in line with the 2005 International Health Regulations, namely with the Ministry of Agriculture and Ministry of Environment to help prevent and respond to acute public health risks whether occurring naturally or due to deliberate or accidental events.^{xxv}

Water: The Water sector efforts are geared towards improving access to water sources including drinking water, as well as access to sanitation facilities and hygiene promotion. The Health and Water sectors have a joint Acute Watery Diarrhea/Cholera Response Plan for preparedness and response in case of an outbreak. The sectors work closely together for health and water

related referrals as well as disease surveillance for timely reporting to the MoPH Epidemiological and Surveillance Unit (ESU) and prioritization of response interventions.

Education: School settings can be used to address and improve the health of children, youth, school personnel, families and other members of the community. The School Health Programme is one such initiative with activities related to the medical screening of students at school, the development of an electronic data base (health information system) for the students' medical screening files, the provision of schools with information technology (IT) equipment, capacity building for health staff on the medical screening guidelines and for administrative staff on data management and health promotion activities targeting staff, students and teachers.

Shelter: The Shelter sector aims at improving shelter conditions through weatherproofing/insulation kits, as well as by improving water and sanitation facilities. The Shelter sector refers health cases to the Health sector linked to poor housing conditions.

Protection: Healthcare facilities often constitute the first entry point for the identification and referral of women and girls and men and boys survivors of gender-based violence to health or protection actors. Healthcare facilities also provide specialized services to survivors of SGBV including clinical management of rape (CMR). The protection sector addresses issues related to SGBV, child protection and mental health, and provides people with disabilities with access to specialized care and refers cases in need of health services to the health sector. Both Health and Protection sectors, specifically the gender-based violence sub-sector coordinate for capacity-building of healthcare providers on GBV referral pathways and will collaborate around the contextualization and the roll-out of the 2015 Inter-Agency Standing Committee (IASC) GBV Guidelines to implement GBV risk mitigation measures in the health sector.^{xxvi} Both sectors also coordinate for the selection of facilities which will receive training on CMR as well as for health and protection related referrals.

Food Security: Food insecurity, inadequate access and availability of sufficient safe and nutritious food to meet dietary needs is one of the contributing factors to malnutrition. With the integration of malnutrition into primary healthcare, following the MoPH as well as the Ministry of Social Affairs' (MoSA) collaboration with partners, children aged 6-59 months as well as pregnant and lactating women (PLW) are expected to be screened for acute malnutrition at all MoPH-PHCCs and MoSA SDCs. Those in need will receive micro-nutrient supplements, and will be referred for outpatient malnutrition management in a number of MoPH-PHCCs or inpatient treatment in public hospitals. The Food Security sector will promote food utilization through promotion of good nutritional practices and improve dietary diversity of most vulnerable population groups including female-

headed households, pregnant and lactating women, women at reproductive age and children under 5. Food security is also addressed in the Health sector through awareness sessions on breastfeeding as well as infant and young child feeding (IYCF).

Further, the sectors are linked in their approach to address the emergence of animal-related diseases which can affect human health (zoonosis), as well as for food safety issues that can lead to foodborne illnesses.





Social Stability: The Health and Social Stability sectors will work together to strengthen the capacities of municipalities in their role in addressing social and health needs of communities. This will support decentralization, in strengthening the link as well as communication between ministries and social institutions and will in turn contribute towards social stability.

Endnotes





- i. Order of Pharmacists in Lebanon: <http://www.opl.org.lb/site/en/index.php> Accessed 11 Nov, 2016.
- ii. UNHCR, UNICEF, WFP (2016), Vulnerability Assessment of Syrian Refugees 2016, Lebanon
- iii. WHO (2000), Management of Malnutrition in Major Emergencies.
- iv. UNICEF (2016), Situation Analysis of Women and Children, Lebanon
- v. WHO (2016), Expanded Programme on Immunization (EPI) 2016 Cluster survey, Lebanon
- vi. UNHCR (2016), Health Access and Utilization Survey (HAUS).
- vii. JHU, et al. (July 2015), Syrian Refugee and Affected Host Population Health Access Survey in Lebanon.
- viii. UNHCR (2016), Health Access and Utilization Survey (HAUS).
- ix. JHU, et al. (July 2015). Syrian Refugee and Affected Host Population Health Access Survey in Lebanon.
- x. 10 UNHCR, UNICEF, WFP (2016), Vulnerability Assessment of Syrian Refugees 2016, Lebanon
- xi. UNHCR (2016), Health Access and Utilization Survey (HAUS).
- xii. American University of Beirut, UNRWA (2016), Survey on the Socioeconomic Status of Palestine Refugees in Lebanon: 2015.
- xiii. American University of Beirut, UNRWA (2015), Profiling the Vulnerability of Palestine Refugees from Syria Living in Lebanon.
- xiv. UNHCR/Medivisa data for the period January to September 2016.
- xv. Huster, et al. (2014), Cesarean Sections among Syrian Refugees in Lebanon from December 2012/ January 2013 to June 2013: Probable Causes and Recommendations, *The Yale Journal of Biology and Medicine*, 87(3), 269–288.
- xvi. Kabakian-Khasholian, et al. (2007), The policy environment encouraging C-section in Lebanon, *Health Policy*, 83, (1), 37 – 49.
- xvii. UNRWA, Lebanon Field Office Revised Hospitalization Policy (September 18, 2015) amended on June 2016.
- xviii. American University of Beirut, UNRWA (2016), Survey on the Socioeconomic Status of Palestine Refugees in Lebanon: 2015.
- xix. MoPH Health Response Strategy: <http://www.moph.gov.lb/en/Pages/9/3447/health-response-strategy> Accessed 11 November, 2016.
- xx. UNHCR, UNICEF, WFP (2016), Vulnerability Assessment of Syrian Refugees 2016, Lebanon
- xxi. Ibid.
- xxii. American University of Beirut, UNRWA (2016), Survey on the Socioeconomic Status of Palestine Refugees in Lebanon: 2015.
- xxiii. UNHCR, UNICEF, WFP (2016), Vulnerability Assessment of Syrian Refugees 2016, Lebanon
- xxiv. Lebanon, Ministry of Education and Higher Education, Ministry of Public Health, CDC, WHO (2011), Lebanon 2011 Global School-based Student Health Survey (GSHS) and Lebanon, Ministry of Education and Higher Education, Ministry of Public Health, CDC, WHO (2005), Lebanon 2005 Global School-based Student Health Survey (GSHS).
- xxv. WHO (2005), International Health Regulations, <http://www.who.int/ihr/publications/9789241596664/en/> Accessed 11 November, 2016.
- xxvi. IASC (2005), GBV Guidelines. http://gbvguidelines.org/wp-content/uploads/2015/09/2015-IASC-Gender-based-Violence-Guidelines_lo-res.pdf Accessed 11 November, 2016.

Sector Logframe





Outcome 1: Improved access to comprehensive primary healthcare (PHC)

Indicator 1	Description	Means of Verification	Unit	Frequency
Percentage of persons of concern accessing primary healthcare services		VASyR 2017 UNHCR Health Access and Utilization Survey (HAUS) MoPH HIS data	Percentage	Yearly
 Lebanese	 Displaced Syrians	 Palestine Refugees from Syria (PRS)	 Palestine Refugees in Lebanon (PRL)	
Baseline: Target 2017 Target 2018 Target 2020	Baseline: Target 2017 Target 2018 Target 2020	Baseline: Target 2017 Target 2018 Target 2020	Baseline: Target 2017 Target 2018 Target 2020	Baseline: Target 2017 Target 2018 Target 2020
	83% (VASyR 2016)			

Outcome 2: Improved access to hospital and advanced referral care

Indicator 1	Description	Means of Verification	Unit	Frequency
Percentage of population cohort admitted for hospitalization per year		Measurements/tools: MoPH Hospital data, UNHCR/Partners Annual Referral Care Reports, UNRWA Hospitalisation data Responsibility: MoPH, UNHCR, UNRWA	Percentage	Yearly
 Lebanese	 Displaced Syrians	 Palestine Refugees from Syria (PRS)	 Palestine Refugees in Lebanon (PRL)	
Baseline: Target 2017 Target 2018 Target 2020	Baseline: Target 2017 Target 2018 Target 2020	Baseline: Target 2017 Target 2018 Target 2020	Baseline: Target 2017 Target 2018 Target 2020	Baseline: Target 2017 Target 2018 Target 2020
12%	6.5% (based on UNHCR coverage)	12%	12%	

Outcome 3: Improved Outbreak Control

Indicator 1	Description	Means of Verification	Unit	Frequency
Number of functional EWARS centers	Baseline: 50 Target: 296 (i.e. 246 new + 50 existing)	Responsibility: MoPH, WHO	Functional E W A R S centers	Yearly
 Lebanese	 Displaced Syrians	 Palestine Refugees from Syria (PRS)	 Palestine Refugees in Lebanon (PRL)	
Baseline: Target Target Target	Baseline: Target Target Target	Baseline: Target Target Target	Baseline: Target Target Target	Baseline: Target Target Target

Outcome 4: Improved Child, Adolescent & Youth Health

Indicator 1	Description	Means of Verification	Unit	Frequency
Percentage of public schools adhering to at least one component of the School Health Program	<p>This indicator intends to measure the reach of the School Health Program (SHP). It is measured by calculating the number of public schools adhering to the SHP over the total number of public schools</p> <p>Number of public schools adhering to SHP in 2016: 1,000</p> <p>Target number of schools adhering to SHP in 2017: 1,200</p> <p>Total number of public schools (2017 Population Package): 1,279</p> <p>Baseline is 78 % and target is 94%</p>	Responsibility: MoPH, WHO, MEHE	Percentage	Yearly

100



Institutions

Baseline	Target 2017	Target 2018	Target 2020
78%	94%		



LIVELIHOODS SECTOR

PEOPLE IN NEED



PEOPLE TARGETED



REQUIREMENTS(US\$)



PARTNERS



GENDER MARKER



CONTACTS

LEAD MINISTRY

Ministry of Social Affairs (MoSA) and Ministry of Economy and Trade(MoET)

Sabine Farah

farah.j.sabine@gmail.com

Raff Berro

rberro@economy.gov.lb

COORDINATING AGENCY

UNDP

Bastien Revel

bastien.revel@undp.org

SECTOR OUTCOMES

Outcome #1

\$ 195.7 m

Local economic development and market systems are stimulated to create income-generating opportunities, reduce unemployment rates and protect vulnerable people, particularly youth and women, against risks and shocks.

Indicators

Number of new commercial linkages for existing Lebanese MSMEs (new contract, client, market accessed)

Number of target Lebanese MSMEs that report increased profitability, improved production as a result of programme activities

Total number of job created/maintained

Number of Lebanese MSMEs supported

Number of value chains valorised and/or being upgraded

Number of targeted vulnerable persons employed through public infrastructure and environmental assets improvement (30% women)

Number of targeted job seekers supported by employment service centers and/ or skills training who access employment (at least 30% women)

Number of regulations related to Decent Work amended and/or proposed approved by the Government

Number of policies, strategies and plans amended, formulated and/or proposed to the Government to improve the enabling environment to job creation.

101

POPULATION BREAKDOWN

POPULATION COHORT	PEOPLE IN NEED	PEOPLE TARGETED	51% Female	49% Male
Lebanese	300,000	38,457	19,113	19,329
Displaced Syrians	294,117	23,873	12,414	11,459
Palestine Refugees from Syria	5,625	966	488	478
Palestine Refugees in Lebanon	61,774	2,261	1,142	1,119

Situation analysis and context

Livelihoods in Lebanon have been severely affected by the demographic and economic shocks brought by the Syrian conflict, which has impacted key drivers of growth such as construction, the service economy and tourism.¹ⁱ As a consequence of the cumulative impacts of the crisis, Lebanon's GDP growth fell from an average of 9 percent from 2007-2010 to less than 2 percent a year since 2011.ⁱⁱ Moreover, the crisis cost the Lebanese economy an estimated US\$13.1 billion since 2012 due to lost fiscal revenues and additional pressure on public services.²ⁱⁱⁱ Exports have decreased by one third since 2011 due to the loss of overland transport routes (which all pass through Syria, and which has worsened with the closure of the Jordan-Syria border in 2014) and because alternative options by air or sea remain expensive.^{iv} The price of importing raw materials has also risen throughout this period, driving an increase in production costs that has reduced the competitiveness of Lebanese firms.^{3v} Finally, farmers (agriculture accounts for 10 percent of Lebanon's workforce, with a high concentration of poverty in rural areas), are often unable to value their harvest in a timely manner, with income, labour and markets all adversely affected by the closure of the border.^{vi}

This downturn has exacerbated an already challenging economic situation for the poorest members of the host communities and displaced persons from Syria. Despite high levels of human development and tertiary education, between 27 and 30 percent of people in Lebanon lived beneath the national poverty line before the crisis.^{4vii} Poverty levels are highest in the North and South, and in small, dense pockets in the suburbs of large towns.^{5viii} Unemployment and high levels of informal labour were also a serious problem pre-crisis with the World Bank calculating that the Lebanese economy would need to create six times as many jobs simply to absorb the regular market entrants.⁶ The macroeconomic ramifications of the crisis were projected as severe, having pushed an additional 170,000 Lebanese into poverty and deepening poverty where it already existed.^{ix} The increase of the workforce due to the presence of displaced Syrians has increased competition for low-skilled jobs, and worsened work conditions.

Cumulatively, these factors have a disproportionate effect on young people and others who are entering the workforce with the youth unemployment rate 3-4 times higher than the total unemployment rate.^{7 x} High youth

unemployment has to be seen in conjunction with high emigration rates as lack of opportunities for youth is a prominent push factor – Lebanon ranks 122 out of 140 countries with regards to retaining talent on the Global Competitiveness Index – which in turn limits economic growth.^{xi}

Furthermore, displaced persons from Syria have tended to settle in areas that were already extremely poor. In some localities, unemployment is now nearly double the national average, placing considerable strain on host communities.^{xii} The majority of Lebanese households in these areas report a decrease in income over the past two years, which correlates with higher levels of household borrowing.^{xiii} Nearly 90 percent of people living in poor areas perceive an increase of unemployment in the past six months.^{8xiv} For the poorest Lebanese, access to employment remains extremely difficult: for example, the NPTP database shows that only 70,000 of its beneficiaries (out of over 100,000 households – amounting to 460,000 individuals in total) have access to work. Out of these, only 20 percent have access to full time employment (but remain poor) while the others rely on seasonal (22 percent) or temporary (58 percent) employment. In addition to the social programmes provided by NPTP, livelihoods support is therefore becoming crucial to help these households access income in order to lift half a million Lebanese out of poverty.⁹ Until this happens, the major consequence will be that job shortages are consistently and clearly mentioned not only as the primary need of all groups, but also as the main source of tension between communities, regardless of gender or age group.^{10xv} New livelihoods opportunities are needed to prevent the escalation of economic grievances, which are a powerful driver of conflict and instability. This is particularly true for young people given the link between underemployment, the sense of despair they report, and propensity to violence.^{xvi}

NPTP data on vulnerable Lebanese

Number of households	105,742
Number of NPTP beneficiaries in employment	69,430
Number of NPTP beneficiaries in permanent employment	14,231
Number of NPTP beneficiaries in seasonal employment	15,453
Number of NPTP beneficiaries in temporary employment	39,746

(1) According to recent estimates by the World Bank, the Syrian crisis cost Lebanon US\$2.6 billion between 2012 and 2014, of which US\$1.1 billion came from lost revenue and US\$1.5 billion from increased expenditure related to the new demand for public services.

(2) According to the *Lebanon Statement of Intent* (London conference) - The World Bank has estimated that Lebanon has incurred losses of US\$13.1bn since 2012 out of which US\$5.6bn in 2015 alone (over 11 percent of GDP).

(3) In 2011 (pre-crisis), Lebanon ranked 93 out of 139 (66.9 percent) against 101 out of 140 in 2016 (72.1 percent).

(4) The National Poverty Line reaches US\$3.84/person/day.

(5) In Wadi Khaled unemployment is estimated to be 58 percent.

(6) The informality rate was estimated at 50 percent by the World Bank 2010 MILES report, p.19.

(7) According to recent estimates, up to 80,000 Syrians (mainly youth) are unemployed.

(8) However, it should be underlined here that given that no labour market survey has been completed since 2009, there is no official unemployment figure to back this statement.

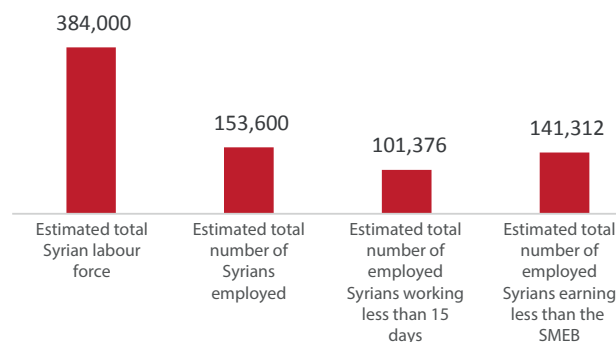
(9) Data based on the number of beneficiaries provided by the NPTP to the Inter-Sector on October 2016.

(10) According to the 2015 Food Security and Livelihoods Assessment of Lebanese host communities more than half of interviewed Lebanese households reported having incurred debt in the last 24 months. In addition, the Impact Evaluation Report of the Lebanon Host Communities Support Programmes also clearly shows that negative stories from host communities related to displaced Syrians are now clearly concentrated around livelihoods and employment, particularly for youth, which was not the case in previous years.

For displaced Syrians, the economic situation remains desperate. Overall, 70.5 percent of Syrians registered as refugees with UNHCR live beneath the national poverty line and one out of two displaced Syrians is unable to afford the survival minimum expenditure basket.^{xvii} This situation continued to worsen slightly in the last year, after a sharp deterioration between 2014 and 2015, due to the depletion of assets accompanying prolonged displacement, as well as of the effect of new regulations on residency renewals. It should be noted that the increase in direct humanitarian assistance in the form of cash transfers between 2015 and 2016 helped stabilize the situation of displaced Syrians, but has not been sufficient to improve their overall livelihoods situation.¹¹ This is confirmed by the fact that nearly all (98 percent) displaced households progressively engage in negative coping strategies.^{xviii} The situation of displaced Syrians is particularly acute in Hasbaya, Baalbek and North governorates, where four out of five are unable to meet their survival needs.^{xix}

Displaced Syrian Labour Force

(ILO estimates on registered and unregistered Syrians)



Recent estimates suggest that the Syrian labour force in Lebanon constitutes an estimated 384,000 people, of which about 36 percent are estimated to be unemployed.^{12 xx} However, two thirds of those displaced Syrians being considered employed worked less than 15 days per month, and 92 percent earn less than the survival minimum expenditure basket, suggesting high rates of underemployment. Furthermore, the labour force participation rate of Syrian females is very low at about 12 percent, lower than the female labour force participation last reported in Syria in 2011. On average, one person per displaced household is working and in charge of providing for their entire family.¹³ This is even more critical for female headed household for which 61 percent do not have a working member, further exposing them to engaging in negative coping strategies. Displaced Syrians who have found work congregate primarily in sectors that have traditionally

(11) In November 2016 the WFP voucher is back at the original US\$27 against US\$13.5 in June 2015, and 49,000 households now receiving multi-purpose cash assistance.

(12) This estimate includes Syrians registered with UNHCR as well as those not registered with UNHCR.

(13) From VASyR 2014 to the Syrian Refugee Livelihoods dashboard produced in May 2016 based on average figures of Household Visits carried out between December 2014 and February 2015, the average of one working member per Household remains constant. However, 36 percent of Household do not have any working members.

used Syrian labour, such as agriculture (28 percent) and construction (12 percent).^{14 xxi} Nonetheless, the working conditions for displaced Syrians are rapidly worsening, as they rely almost exclusively on temporary and informal work.^{15xxii} Recent analysis of Livelihoods data showed that displaced Syrians are primarily engaged in temporary work, and that the average monthly earning is only US\$ 200 for 18 days of work per household, or less than half of the minimum survival needs.^{16 xxiii}

Informality and the growing lack of legal residency for displaced Syrians have increased risks of exploitation in the workplace (lower pay, longer hours, exploitation by sponsors and more hazardous conditions),^{xxiv} and for reduced the possibility of legal recourse, which in turns creates a downward spiral impacting decent work in Lebanon.¹⁷ This is particularly the case for displaced Syrian women, who are often new to the labour market and therefore even more vulnerable to exploitation as they try to provide for their families: for example, income from work for women is typically half the one earned by men for the same number of days.^{xxv} A key illustration of this overall degradation in working conditions is the increase in child labour, which reaches over seven percent of Syrian children and has increased in parallel from two percent pre-crisis to over six percent for Lebanese children.^{xxvi} Again, female headed household are more vulnerable in this respect as they are 62 percent more likely to engage their children in work.^{xxvii}

Among Palestine Refugees in Lebanon unemployment has also risen sharply to 23 percent in 2015, while unemployment in this community^{xxviii} was comparable to the Lebanese rate of eight percent at the start of the Syrian crisis. The challenges facing young people are even higher: 74 percent of adolescents among the Palestine Refugees in Lebanon live in poverty, and five percent in extreme poverty. Unemployment among Palestine Refugees from Syria stands at a staggering 52.5 percent (rising to 68.1 percent for female members of the community). As a result, 89 percent of Palestine Refugees from Syria are in poverty and nine percent are living in extreme poverty and are unable to meet essential food requirements.^{xxix}

To make progress in job creation, support for Lebanese micro, small and medium enterprises (MSMEs) is paramount. These entities account for 177 percent of the net job creation increase between 2005 and 2010, and are a crucial source of economic opportunity.^{xxx} MSMEs employ over 50 percent of the population, in

(14) Syrian nationals in Lebanon are allowed to work in the fields of agriculture, construction, and environment, as per the Minister of Labour decision #218 of December 2015.

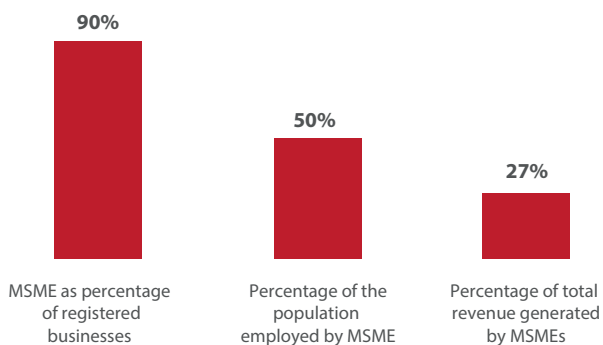
(15) This is due to the fact that Syrians work informally, with the Ministry of Labour reporting that only 2,067 Syrians had applied for work permits since the beginning of 2013. The Ministry of Labour, in its 2014 Annual Report, reported that out of 1,814 new applications by Syrians for work permits, 758 were approved. The report also indicated that 810 work permits for Syrians were renewed in 2014. According to the 2015 report, only 1,102 new work permits and 1,048 renewed work permits were granted to Syrians last year. This brings the total of Syrians formally working in Lebanon to 2,150.

(16) The Survival Minimum Expenditure Basket is estimated at US\$435 per household per month.

(17) Only 20 percent of displaced Syrian Household have legal residency for all their members according to VASyR 2016, against 58 percent in 2014.

particular with 30 percent of the employed population being self-employed.^{18 xxxi} While there is little evidence of direct harm to the sector arising from competition with informal Syrian businesses, MSMEs have suffered from the wider economic downturn underlined above.^{xxxii} In parallel, MSMEs continue to be hampered by a range of factors including access to start-up or expansion capital, inadequate labour market information or skill gaps, and limited opportunities for value addition and vertical integration.^{xxxiii xxxiv} Weak regulations and enforcement limit MSMEs productivity, as do factors such as the size of the domestic market, limited access to financial services (especially for informal and women led businesses), stringent foreign market access conditions, skills gaps in the labour force, and high rates of migration among young professionals.¹⁹ This degradation in the general enabling environment is also illustrated by the fact that Lebanon has kept on drifting from the 122nd to the 126th ranking in the World Bank doing business indicators since the beginning of the crisis.^{xxxv} As a consequence of this, the contribution to employment generation made by new firms in Lebanon is less than would be expected when compared to other regions.^{xxxvi}

MSMEs contribution to the Economy



Nonetheless, there are a number of promising trends. Lebanon ranks high in the Global Entrepreneurship Monitor with regards to social and cultural attitudes to entrepreneurship (3rd) and entrepreneurship education (6th), but falls behind in particular on physical infrastructure (61st) and government policies supporting the entrepreneurial ecosystem (53rd).^{xxxvii} Tourism is slowly starting to recover, with the number of visitors now reaching the highest levels since 2011; and analysis conducted independently by both the World Bank and UNDP, has documented the potential for MSMEs to develop further in ICT, where there have been successful start-ups, in the agro-food sector and in construction.^{xxxviii} Pharmaceutical capacities and exports have also increased significantly over the past five years.^{xxxix} Apart from construction, environment and agriculture (which

(18) MSMEs represent more than 90 percent of registered firms, employ 50 percent of the working population, but contribute only 27 percent of total revenues, well beyond their potential.

(19) Five challenges are considered cross-cutting across the MSME ecosystem in the Ministry of Economy and Trade SME strategy: (1) the growth barrier, especially for SMEs which are unable to break through the next stages of growth; (2) a lingering old economy delaying the transition to the knowledge economy; (3) a changing business environment; (4) economic uncertainty and cash stressing due to the slowing of business cycles combined with inadequate financing measures; and (5) uncoordinated institutional framework leading to limited concerted efforts.

contributes to 4.7 percent of total GDP and represents roughly 10 percent of the workforce)^{xl} are frequently cited among the most promising economic sectors in Lebanon.^{xli} The former encompasses promising industries such as waste recycling and green and renewable energies. According to the Ministry of Energy and Water, 45,000 jobs could be created in the Renewable Energy Industry up until 2020.^{xlii} An economic review of agricultural labour shows that with additional investments in agriculture and in the limiting case in which all fallow land and ten percent of abandoned land are used for cultivation, approximately 14,000 additional full time positions could be afforded for family members (mainly Lebanese) and about 4,200 full time positions could be available for non-family labourers (largely Syrian).^{xliii} This assumes that market demand for agricultural products would be addressed simultaneously.

On the supply side, a major challenge to economic growth and job creation stems from the existence of a 'skills gap' in the Lebanese marketplace.^{xliv} Despite high levels of tertiary education, Lebanese companies complain about not finding the skilled labour they need. Recent assessments show that young people are enthusiastic about career guidance and vocational training, which matches the demands of the market, in areas such as computing, handicrafts, program management, agriculture, construction, welding, hairdressing, painting and car mechanics.^{xlv}

While the overall response to the international crisis has had some positive impact on the Lebanese economy, it has not balanced the economic and investment loss linked to the impact of the Syrian crisis.^{xlvi} In this context, the Livelihoods sector has been unable to significantly mitigate the situation described above. In the past two years, Livelihoods partners have worked hard to implement the expanding range of activities of the sector strategy, notably by putting an increased focus on local economic development and support to small businesses and value chains. The sector has also strengthened their analysis of market needs and aimed at providing integrated employability support to vulnerable groups, through skills training, career guidance and internships, while providing short-term opportunities through the implementation of labour intensive projects. However, with 32,000 beneficiaries and 540 small businesses reached over two years, this has not happened to scale, primarily due to a lack of funding. Despite the increased attention given to economic opportunities and jobs at the London Conference in February, and the steps taken by the GoL in line with its Statement of Intent, notably through the amendment of the 'pledge-not-to-work' into a 'pledge to abide by Lebanese laws and regulation', as of October 2016, Livelihoods remains the most underfunded sector of the LCRP, with only 13 percent of the sector appeal secured. In particular, few long-term programmes aimed at supporting the capacity of national systems and markets to create jobs or income have started.^{xlvii}

Overall sector strategy

The overall objective of the Livelihoods strategy is to contribute to the alleviation of the socio-economic shock of the Syrian crisis on the most vulnerable groups, especially youth and women, by improving their access to income and employment. The sector aims to do so by supporting the creation and preservation of 7,900 jobs per year until 2020.

In this respect, the Livelihoods sector primarily contributes to stabilization. It does so by stimulating local economic development and market systems to create income generating opportunities, reducing unemployment rates and protect vulnerable people against risks and shocks by strengthening the business eco-system, investing in productive infrastructure, empowering Lebanese MSMEs, improving employability and decent work conditions. This directly contributes to the fourth strategic objective of the LCRP 2017-2020: reinforcing Lebanon's economic, social and environmental stability, especially as it will also mitigate competition for jobs as one of the main drivers of inter-community tensions.

The Livelihoods sector therefore contributes to the economic opportunities and jobs component of the Statement of Intent of the Lebanese Government to the London Conference. The Statement of Intent *"is proposing a new combination of interventions that aim to stimulate the economy by investing in several areas that will provide a solid foundation for sustained economic growth and trigger business expansion at the same time as directly providing additional job opportunities for both Lebanese and Syrians. Through these interventions, an estimated total of 300,000 to 350,000 jobs are expected to be created, 60 percent of which could be for Syrians"*.²⁰xlvi The Livelihoods strategy will particularly contribute to the creation of temporary, seasonal and full time employment opportunities through the support to municipalities and local economic development, productive infrastructure, and to micro, small and medium enterprises. This will be complemented by other job creation efforts through large infrastructure investments from concessional loan sources.

In doing so, the sector interventions will support the strategies and frameworks of key ministries, in particular the GoL's Stabilization Roadmap, the Ministry of Economy and Trade SME strategy, the Ministry of Agriculture 2015-19 Strategy and the Ministry of Labour's National Action Plan to Eliminate the Worst Forms of Child Labour. The sector will also support the Ministry of Industry as well as the Council for Development and Reconstruction. All interventions will be in line with the applicable legal frameworks on labour and employment, and with the Government policy paper on Syrian Displacement to Lebanon.

Interventions in the Livelihoods sector will remain rooted

(20) The Lebanon Statement of Intent for the London Conference held in February 2016, further specifies the intent to *"ease the access of Syrians to the job market in certain sectors where they are not in direct competition with Lebanese, such as agriculture, construction and other labour-intensive sectors."*

in the 'Making Markets Work for the Poor (M4P)' approach, which promotes the sustainability of economic gains and was the underlying basis of most activities of the sector in 2015-16. Vulnerable groups face several market constraints in their capacity as employees, employers or consumers, including lack of information, skills, or quality products and services. M4P aims to change the way market systems work so they become more effective and sustainable for the vulnerable Lebanese to improve their livelihoods, and ultimately benefit displaced Syrians as well. The M4P approach is founded on enhancing the capacity of local service providers, as well as MSMEs, to increase employment opportunities and ensure inclusive and sustainable economic development. The M4P approach also embeds the humanitarian "do-no-harm" principle in limiting interventions that might distort markets, such as interventions providing support and new opportunities to a group of beneficiaries at the expense of another already established one.²¹

The theory of change underpinning the overall Livelihoods strategy is that if the sector simultaneously provides balanced support to the supply and demand side of labour, as well as the general enabling environment for job creation, while providing shorter term economic opportunities, and working on improving decent work conditions, then livelihoods of vulnerable groups, especially youth and women, will be improved.

In terms of work on the demand side of the labour market, the Livelihoods sector will aim at supporting the private sector in creating jobs, either through value chain development approach or MSMEs support. While recognizing that sustained job creation can only be achieved by the private sector rather than by international partners, the Livelihoods strategy is built on the premise that businesses need support to boost their development and their job creation capacity, especially in the most vulnerable areas. The Livelihoods sector will strengthen its current engagement with the private sector in Lebanon to ensure the highest efficiency of its programming: the sector will therefore develop a platform to engage private sector representatives in joint dialogue and include them in the coordination structure of the sector. In addition, the sector will need to provide guidance to partners on private sector engagement. Livelihoods partners will pro-actively consult the private sector during the program design and throughout the program lifecycle.

The sector will also need to significantly strengthen its monitoring and evaluation framework in order to ensure it is tracking its impact on job creation properly. In order to do so, Livelihoods partners working on developing private sector capacity to create jobs will systematically follow up with the businesses they support in order to track the impact of their programme. This will include monitoring not only the impact on business expansion and access to markets, but also tracking how many jobs are created or maintained by these businesses,

(21) For more information on the M4P approach see: <http://beamexchange.org/en/>

by population cohorts. In addition, as many sectors and activities in the LCRP are indirectly contributing to creating jobs, the Livelihoods sector will take the lead in consolidating the job creation impact of the LCRP and its partners.

Livelihood interventions aim to directly support 2,750 Lebanese micro, small and medium enterprises, start-ups and cooperatives, which in turn will contribute to creating or maintaining 5,600 job opportunities in 2017. This will be achieved through fostering local economic development in the most vulnerable areas, where poverty and unemployment are concentrated, and where private sector actors, Lebanese MSMEs and entrepreneurs need support to develop new commercial linkages, expand productivity and ultimately create jobs. The sector will particularly aim at boosting the capacity of small businesses and entrepreneurs in vulnerable areas, which are, as underlined above, the main job creators in Lebanon, by providing support packages (including business management training, access to finance, grants and technology transfers) to the creation of new Lebanese businesses and expansion of existing ones.²² Considering the high share of micro and small enterprises that operate in survival mode, MSME support would need to ensure special services and finance windows accessible to these types of entrepreneurs and not only for those who have a strong potential even without support.^{xlix} Yet, with the support of MoET, partners will aim at identifying and selecting businesses that will be able to sustain the effect of the support provided beyond the timeframe of partners' programmes. In line with findings of the MoET SME strategy as well as recent business climate assessment, partners will support MSMEs on business planning, customer service, sales and marketing and financial management.^l

Livelihood partners will also develop value chains in priority sectors with the most potential in terms of job creation. Working on 20 local value chains and five national ones, 2,300 jobs could be created or maintained each year for a period of four years. This will require the implementation of integrated type of interventions targeting not only the core function of specific value chains (supply/demand, product quality, production technique) but also rules, regulations and support functions (skills and capacity, information, research and development). Based on the priority sectors identified by the GoL,²³ the following value chains would be the most promising in terms of job creation: agriculture and agro food (in particular dairy products and package meat),²⁴ textile, pharmaceutical, construction, tourism and hospitality, healthcare, ICT and media, fashion and jewellery, green industries/renewable energies, and

waste recycling.²⁵ Support to agriculture and agro-food, construction and waste recycling value chains will in particular result in job opportunities in sectors in which displaced Syrians are allowed to work.

The four-year time frame of the new phase of the LCRP will be particularly well suited for such job creation programmes, whose complex nature requires time to attain a substantive impact on job creation. However, given the scale of needs in terms of poverty and unemployment, providing short-term temporary opportunities is also required to alleviate the current pressures on the job market and competition for jobs. The severe infrastructure needs underlined both by the Government in the London Statement of Intent and by small businesses themselves as an obstacle to job creation provide an excellent opportunity to create temporary opportunities.

While large-scale infrastructure development would be out of the scope of the sector, Livelihoods partners will aim to generate over 1.1 million workmen days benefitting an estimated 37,000 persons, 50 percent of which should be displaced Syrians and Palestine Refugees.²⁶ This builds on the experience acquired over the past two years rehabilitating or building productive environmental and municipal assets at the local level (with over 13,000 beneficiaries engaged in 200 such projects) to scale up towards larger labour-intensive public work programmes. Such projects will be implemented in compliance with Lebanese laws and regulations. They will therefore primarily be implemented using an indirect modality, channelling investments through local third parties, such as private sector contractors and municipalities who will be responsible for project delivery and workforce management. In addition, the sector will increase engagement of its partners with the Ministry of Labour to establish a mechanism to provide guidance and follow up on these projects as per the legal framework. These will provide temporary opportunities to the most vulnerable, reduce tensions by addressing local municipal priorities²⁷ and delivering tangible benefits to local host communities, and stimulate economic activity by rehabilitating productive assets (such as roads, irrigation canals, water catchments and land reclamation). Furthermore, using local resource-based technologies, such infrastructure investments have the potential to generate considerable indirect and induced job creation.

On the supply-side of the labour market, as highlighted earlier, Lebanon is facing an important skills gap: despite high levels of tertiary education, Lebanese companies complain about not finding the skilled labour they need.^{li} This mismatch is partly caused by the insufficient responsiveness of educational programs to the needs of

(22) Part of the support package to MSMEs could include the Ministry of Foreign Affairs' 'Subsidized Temporary Employment Projects' presented as part of the Economic Opportunities and Jobs element of the Lebanon Statement of Intent at the London Conference.

(23) See Investment Law #360 from 2011 which established the Investment and Development Authority of Lebanon (IDAL) – these sectors remain IDAL's focus to date.

(24) Pro-active information sharing and coordination with Food Security partners will be maintained to ensure complementarity of interventions in agriculture.

(25) As listed and analyzed in GIZ Employment and Labour Market Analysis (ELMA), February 2016.

(26) As for support to businesses, these beneficiaries will need to be integrated in the tracking system of the sector and cross-referenced with other forms of humanitarian assistance so as to optimize complementarity and efficiency.

(27) Notably the ones identified through the Map of Risks and Resources Process conducted by MoSA and UNDP in all 251 vulnerable cadasters over the past three years.

the labour market.^{liii} To address this issue, the Livelihoods sector will undertake programs that will target 20,000 people in 2017, with 4,000 of them being placed into jobs within a year. Beneficiaries will be periodically tracked, monitored and their acquired skills adequately profiled.

The Livelihoods sector will deliver short-term, accelerated courses aiming at quickly addressing gaps of the labour market and increasing employability of the most vulnerable which are typically not able to join the formal system. This will be done in conjunction with supporting the capacity of the formal technical and vocational education and training (TVET) system and schools in collaboration with education sector partners. In particular, considering the expansion of the RACE II strategy to non-formal education an including accelerated skills training programme, Livelihoods partners will aim at complementing these efforts by addressing gaps in the market demand not covered by existing education programmes. In addition, the sector will establish a platform bringing together the different ministries, agencies and partners working on skills training to coordinate their interventions, increase linkages with private sector and market needs, and provide guidance to partners.

Lessons learnt from several years of experience in providing market-based skills trainings highlighted the need to implement, as much as possible, integrated programmes, including either internship/apprenticeship schemes under a dual system to transition to the labour market, or at least employment services in the form of career guidance and job-matching.²⁸ These programmes will prioritize targeting new entrants to the labour market, i.e. youth, but also women (including GBV survivors and heads of households), whose ability to generate income will be crucial to lift their relatives out of poverty. For displaced Syrians engaged in such programmes the programmes will prioritize skills in sectors where they are allowed to work in or that they will need upon potential post-conflict return. This will be done alongside skills leading to home-based opportunities, with a conflict-sensitive approach ensuring that competition with host communities is not exacerbated through such programmes. In any case, it is crucial that the activities of the Livelihoods sector are balanced between stimulating the demand and supply side of the labour market, i.e. that the number of beneficiaries accessing the job market is matched by the number of jobs created or maintained, either through integrated programmes or through a balance of interventions. In order to harmonize the content and modalities of skills trainings in the Livelihoods sector, standard operating procedures (SOPs) will be elaborated by a dedicated task force composed of the most experienced partners (Government, UN, NGOs and donors) in this field.

As for the general enabling and policy environment related to job creation, the sector remains committed

to ensuring that it creates decent work opportunities.²⁹ Recent findings on the work conditions of displaced Syrians and the increase of child labour are testament of increasingly exploitative conditions in an already largely informal economy.^{liv} In addition to mainstreaming decent work aspects in its interventions, this will require working in close collaboration with the Ministry of Labour and its national and regional employment offices (NEO). The Ministry, as the key administrative authority in the field of labour, responsible for employment conditions, labour relations, and for shaping employment policy, will be supported in developing and implementing labour policies within its mandate. This will notably require support to labour inspection capacity and systems so as to ensure enforcement of labour regulations.

As the sector continues growing and starts to implement increasingly larger programmes, it will also gradually aim at addressing other challenges of the wider enabling environment underlined above. Policy advice will be provided to various ministries to tackle legal and factual barriers to private sector development and increase coordination and collaboration between government, private sector and donors. While legislative reforms would take time to materialize, there are many technical issues that the sector can contribute to addressing. For example, the sector will notably support the SME Strategy of the Ministry of Economy and Trade by establishing an SME observatory tasked to regularly conduct statistical and impact analysis on SMEs and support entities and maintain a comprehensive database to ensure continuous and effective monitoring of support to SMEs. Similarly, the National Employment Office (NEO) should be supported in its analysis and control of labour data. The next phase of the LCRP will also place a specific focus on supporting the development of Industrial Zones that will provide industrial businesses with reliable service conditions and tackle industrial land access and zoning and the high geographical concentration of economic activities. To help sustain efforts on the labour supply side, the sector will support education partners and other relevant sectors in improving Technical and Vocational Education in Lebanon, to modernize curricula and build bridges with the private sector. The increased opportunity for multi-stakeholder dialogue on economic opportunities and jobs, and notably the formation of the Sector Steering Committee will also help build stronger ties between the sector and various ministries involved in Livelihoods at national level, and with the chamber of industry, commerce and agriculture, local economic development agencies as well as with the private sector to engage in constructive policy discussion on the current regulatory environment and the development of a national Livelihoods plan.

(28) See the report of the Livelihoods Sector Lessons Learnt Workshop on Market Based Skills Training, June 2016.

(29) Decent work has been defined by the International Labour Organization and endorsed by the international community as 'productive work in conditions of freedom, equity, security and human dignity'.

2.1 Sector Outcomes and Outputs

The overall aim of the Livelihoods sector is to provide a critical contribution to Lebanon's stability by expanding economic opportunities benefiting local economies and the most vulnerable communities and individuals. This is reflected by the fact that all activities of the sector are regrouped under one outcome, which is to stimulate local economic development and market systems to create income generating opportunities, reduce unemployment rates and protect vulnerable people, particularly youth and women, against risks and shocks.

The impact of sector interventions will therefore be measured according to three indicators: new commercial linkages for existing MSMEs; increased profitability and improved production in targeted SMEs; and jobs created and maintained. Under this outcome, the work of the sector will be structured under six outputs, all adapted from the 2016 response strategy.

Output 1 - Capacity of the MSMEs sector to create jobs is improved – target is to create or maintain 5,600 jobs in 2017. This output remains unchanged compared to the LCRP 2016. It will be measured according to the number of jobs created and maintained in supported Lebanese MSMEs, and include a range of activities, such as entrepreneurial training, supporting access to financial services, provision of start-up or support grants in-kind or cash, and technology transfer. The support will target four types of Lebanese structures: micro-entrepreneurs, start ups, SMEs and cooperatives.

Output 2 - Competitive integrated value chains are strengthened and upgraded – a target of 9,000 jobs will be created/maintained and improved within four years. This output will be measured by the number of integrated value chain interventions completed at local and national level. Interventions will start by assessing the sectors and value chains to identify gaps or constraints in them. Such assessments include mapping and analysing needs in relation to both vertical and horizontal linkages, and identifying other possible weaknesses and opportunities in the targeted value chains, as well as regional or national level constraints. Value chain interventions will include working both on improving the supply (quality, standards, production technique) and demand (access to new markets, linkages with traders) of the value chain as well as its support function (certification, export support services, skills training curricula, creation/support to cooperatives...) support may include targeted interventions such as upgrading and strengthening the weakest links to improve the overall competitiveness of the value chain and creating new linkages or strengthening existing ones. Particular emphasis will be placed on building institutional capacity at various levels.

Output 3 - Job creation is fostered in vulnerable areas through labour-intensive investment in productive public infrastructure and environmental assets - all cadastres identified as vulnerable are targeted with

an aim of providing 37,000 temporary opportunities next year. This output relates to fostering temporary job creation in vulnerable areas through public works. It will be measured through the number of vulnerable persons and localities benefitting from infrastructure improvement and the amount invested in such localities. As explained above, this will include small- to medium-scale infrastructure upgrades in municipalities and villages (road rehabilitation, cleaning services), in the agricultural sectors (irrigation canals, agricultural roads, rainwater harvesting), and environmental work and disaster risk reduction (forestation, reforestation, cleaning of drainage, canals and rivers for flood prevention, construction of structures such as contour walls, checking of dams, and plantation of green areas in order to reduce flood risks). In addition, the private sector is an important beneficiary of these activities as the need for improved infrastructure is an overarching challenge to business development.

Output 4 - Workforce employability is improved - target of 20 percent of a 20,000 caseload placed into jobs per year. This will support individuals' access to employment, and remains identical to last year's work. Activities include skills training, access to employment services, job matching, and apprenticeship, internship and traineeship schemes.

Output 5 - Decent Work conditions are improved. This output will be addressed by working with the Ministry of Labour both at the policy and enforcement levels, with a particular focus on eliminating the worst forms of child labour, implementing a Decent Work Country Programme developed in 2016, and increasing labour inspection capacity. In addition, the Livelihoods sector will work with enterprises to improve decent work conditions at this level.

Output 6 -Policies, strategies and plans supporting job creation, MSMEs and livelihoods are established. This output will bolster policy and strategy level development and institutional level support by the sector in order to improve the enabling environment to job creation. As such, the Ministry of Economy and Trade will be supported in the implementation of the MSME strategy and the development of industrial zones, paving the way for longer term development. This also includes conducting the necessary assessments and studies to address key data gaps in the sector while promoting harmonization of efforts. However, the sector will also make sure that it uses and builds the capacity of national systems such as the Central Administration of Statistics to avoid fragmentation of assessments and enable national systems to conduct regular major surveys such as labour force surveys.

2.2 Identification of sector needs and targets at the individual/HH, institutional and geographical level;

The Livelihoods sector aims to facilitate access to employment and income for vulnerable groups. The population in need for the sector is therefore all of those falling under the poverty line of US\$3.84 per person per day, and particularly the ones living in extreme poverty (US\$2.40 per person per day). The sector assumes that at least one member in each poor household is in need of livelihood assistance to raise the household over the poverty line. Activities related to job creation are expected to result in increased employment opportunities for vulnerable individuals close to accessing the labour market. For individuals dependent on direct humanitarian assistance, the sector aims to provide support through labour-intensive programmes, as well as empowerment activities such as a combination of market-based skills and life skills support. They will be identified and prioritized using existing vulnerability criteria (which will notably help prioritize female headed households, households with persons with disabilities, and other severely vulnerable groups such as survivors of gender based violence, but also families at risk/engaging in child labour), together with national systems such as the NPTP database, as well as through local information provided by protection, child protection and SGBV partners, SDCs, municipalities, and local associations. In order to maximize its impact on stabilization and protection, the sector will prioritize youth (to keep them engaged in their communities and prevent marginalization) and women (who are marginalized and as such, more affected by poverty and unemployment, and for whom additional income is crucial, notably to counteract child labour). In order to assist the largest number of vulnerable persons, those people benefiting from income generating activities or temporary works will not be prioritized for cash assistance (e.g. Multi-purpose cash assistance provided by the Basic Assistance sector).

Livelihoods interventions are targeted using an area-based approach. The sector will use available data on poverty and deprivation as a basis for area targeting, and then analyse the situation in this area to identify which institution/private sector, entity/value chain to target. The national employment regional offices will also play a critical role in matching vulnerable individuals with opportunities generated by these programmes, and will be supported through the sixth output of the sector.

The mapping of the 251 most vulnerable cadastres provides a good basis from which to identify areas where displaced populations are concentrated alongside vulnerable Lebanese. Both the poverty dimension and the host/displaced ratio are relevant for livelihood interventions. Taking into account the specificities of rural and urban poverty in Lebanon, partners will need to focus both on acute rural poverty that might have been exacerbated by a sudden increase of population, and on poor urban areas where the proportion of displaced might not be as significant, but the total concentration of poor is most likely to lead to instability. In addition, the sector will incorporate results from ongoing assessments highlighting the areas where unemployment is a priority need or listed as a priority source of tension. Furthermore, the sector will work with child protection partners to identify areas with higher prevalence of child labour, which should then be prioritized by Livelihoods programming.

It should be highlighted here that the Livelihoods sector is suffering from severe data limitations that hamper its targeting. While overall national estimates of key figures like poverty and unemployment are available, this is not the case for local level data, which requires partners to go through local assessments to inform programming. Other data gaps for the sector include detailed market assessments to identify intervention types, labour market assessments, information on skills training providers and finally, analysis on the needs, capacity and gaps of MSMEs. Several important studies are underway and will help the sector refine its targeting.

Total sector needs and targets 2017

Population Cohort	Total Population in Need	Targeted Population	No. of Female	No. of Male	No. of Children (0-17)	No. of Adolescent (10-17)	No. of Youth (18-24)
Lebanese	300,000	38,457	19,113	19,329	-	-	12,691
Displaced Syrians	294,117	23,873	12,414	11,459	-	-	7,878
Palestine Refugees from Syria	5,625	966	488	478	-	-	319
Palestine Refugees in Lebanon	61,774	2,261	1,142	1,119	-	-	746
GRAND TOTAL	661,516	65,557	33,157	32,386	0	0	21,634

Type of Institutions	Total	Targeted
Municipalities	Over 1,000	244
Hospitals		
Schools		
Water Establishments		
Social Development Centers		
Central Ministries	6 Ministries (MoSA, MoET, MoL, MoInd, MoAg, MEHE)	
Micro, Small and Medium Enterprises		2,750

Mainstreaming of conflict sensitivity, gender, youth, people with specific needs (PwSN) and environment

Conflict Sensitivity

Livelihoods primarily contributes to social stability by alleviating competition for jobs as a source of tension between groups. However, every Livelihoods intervention needs to be carefully crafted to be conflict sensitive. Livelihoods programmes will particularly aim at filling gaps in the labour market, with an eye to avoid fuelling competition and tension between groups. This will require partners to undertake careful situation and market analysis before developing programmes, and to ensure that selection criteria are fair and transparent, and strive towards balancing skills training and job creation programmes so as to avoid raising expectations of trainees.

Gender, Youth, People with Specific Needs

The Livelihoods sector's support to protection issues is manifested by its fifth output on improving decent work conditions. In addition to this and to the specific attention to vulnerable groups to improve their meaningful access to livelihoods support, the sector will need to strengthen its protection safeguard, notably by developing a harmonized complaint and feedback mechanism. Youth and women remain specific priority target groups for the sector across all activities, taking into consideration their particular vulnerability and their higher unemployment rates. While the sector has successfully ensured that youth and women are the primary groups benefitting from skills training, further emphasis is needed to increase their access to income/employment, notably through specific business start-up and development schemes, and apprenticeship/traineeship programmes. The sector will therefore carefully review the type of job-creation investments it promotes so as to ensure that they benefit both youth and women. For women, a particular focus will be made on providing targeted support to female headed households and GBV survivors. This will mean emphasizing activities compatible with child care, either through providing child friendly spaces in livelihoods centres, working on home based income generation and developing mobile outreach of beneficiaries.

For persons with disabilities, the sector will adopt a twin-track approach. First, partners will identify key economic sectors in which people with disabilities could work based on previous market assessments and lessons learned. Specialized Livelihoods programmes tailored to their needs will be developed and expanded to ensure meaningful access to the labour market (notably through specialized trainings, equipment and devices to allow their full integration in the workforce). Such programmes currently exist but are very limited and will need to be scaled up by involving specialized agencies in the work of the sector. In parallel, the specific needs of persons with disabilities will be integrated into the work of partners promoting decent work. Finally, households with a person with special needs will be prioritized in targeting, reflecting their higher dependency ratio and care-taking duties, through the existing vulnerability assessments.

Environment

The Livelihoods sector will continue to support environmental protection through the implementation of labour-intensive interventions aiming at preserving and maintaining vulnerable assets to foster job creation.

Inter-sector linkages

Protection: Deteriorating working conditions and increasing informality are major concerns, and require collaboration between the Livelihoods and Protection sectors. In 2016, the Livelihoods sector established strong linkages with the child protection task force to work jointly on addressing the issue of child labour. In 2017-2020, this will mean raising the awareness of Livelihoods partners to prevent any risk of child labour in their own programmes (through trainings on minimum child protection standards) and sharing best practices and lessons learned on child labour sensitive programming. This will also be achieved by engaging jointly in the Child Labour Task Force lead by the Ministry of Labour Child Labour Unit.

The sector is also piloting a newly established referral mechanism, strengthening its linkages with Protection, Child Protection and GBV partners, in order to ensure that women identified as particularly at-risk or households with children engaged in child labour can benefit from livelihoods support. In order to facilitate

these inter-sectoral referrals, information will be shared on the selection criteria used to identify beneficiaries and prioritize the most deprived geographical areas. Lastly, Protection partners who deliver life-skills trainings will inform the Livelihoods sector if such trainings have a market element.

Food Security: The sector will maintain close ties with the Food Security sector as the programming for both is increasingly converging around agricultural livelihoods. Complementary approaches exist between the sectors regarding the food value chain and there is a common understanding that partners appeal under the sector which represents the objective of the activity they plan to implement under LCRP 2017-2020. Although food and agricultural activities are centred in the Food Security sector, employment and economic development initiatives in the agriculture sector are also part of the Livelihood sector. In parallel, coordination will be strengthened to ensure that information on agriculture livelihoods activities and agricultural value chains is adequately and proactively shared and reported in both sectors. In particular, the sector will ensure that the Ministry of Agriculture is informed of any agricultural activity.

Basic Assistance: Information related to livelihoods collected by the Basic Assistance sector on households' vulnerability will help Livelihood targeting. The basic assistance work to strengthen the NPTP will also benefit the Livelihoods sector.

Social Stability: The sector is working closely with the Social Stability sector, notably through joint field working groups. The cooperation in 2017-2020 will continue to focus on the issue of at-risk youth, to ensure that youth community engagement initiatives and Livelihoods programmes are complementary, and use social stability data and analysis to ensure that partners do not fuel job competition in places where tensions are already prevalent. Similarly, Livelihoods programmes in highly vulnerable urban areas will need to be implemented in close cooperation to alleviate the multiple sources of pressure in these areas.

Education: The sector strategy maintains a strong focus on developing tailored Technical Vocational education and/or training. Education programmes that overlap with the Livelihoods sector are twofold: formal technical vocational programmes that are planned, implemented and reported only through the MEHE. In addition, the competency-based technical vocational training and informal apprenticeships in non-formal settings that will be also regulated by MEHE and supported by the Livelihoods sector.

Shelter, Energy and Water: The new area of work of the sector on infrastructure upgrading will be closely coordinated with the Shelter, Energy and Water sectors through proactive information sharing on planned interventions. Livelihoods partners will contribute to rehabilitation work identified by the planning process

of shelter partners and shelter partners will inform the Livelihoods sector of urban areas where livelihoods has been raised as a crucial need. Livelihoods partners will also make sure that such projects do not overlap with plans from the Energy and Water sectors related to infrastructure improvements by proactively sharing information at field level. In all sectors, efforts will be made to track the impact of investments in infrastructure rehabilitation and construction on job creation.

Endnotes

- i. ILO (2015), *Towards Decent Work in Lebanon: Issues and Challenges in Light of the Syrian Refugee Crisis*. World Bank (2016), *Country Partnership Framework for Lebanon 2017-20* (footnote).
- ii. World Bank (2015), *Systematic Country Diagnosis*.
- iii. GoL (2016), *Lebanon Statement of Intent* (London conference).
- iv. Investment Development Authority of Lebanon (IDAL - 2015), *Agri Plus Program, 2015 Annual report*.
- v. World Economic Forum, *The Global Competitiveness Report 2015-2016*.
- vi. World Bank (2015), *The Impact of the Syrian Crisis on Lebanese Trade*, IDAL, AgriPlus Program (2015), *Lebanese Exports by Means of Transportation from January to May - 2014/2015*.
- vii. UNDP (2008) *Poverty Assessment*.
- viii. GIZ (2016) – *Emergency Labour Market Analysis (ELMA)*, p.9. AKTIS (2016), *Impact Evaluation Report, Lebanon Host Communities Support Project* (footnote).
- ix. World Bank (2013), *Economic Social Impact Assessment*.
- x. GIZ (2016), *Emergency Labour Market Analysis (ELMA)*, p.30 (source cited: KILM 2015). ILO (2015), *Towards Decent Work in Lebanon: Issues and Challenges in Light of the Syrian Refugee Crisis*. (footnote), UNFPA et al. (2014), *Situation Analysis of Youth in Lebanon Affected by the Syrian Crisis*. (footnote).
- xi. World Economic Forum, *The Global Competitiveness Report 2015-2016*.
- xii. Aktis Strategy (2016), *Impact Evaluation Report: Lebanon Host Communities Support Project*.
- xiii. Lebanon, Ministry of Agriculture, FAO, REACH (June 2015), *Food Security and Livelihoods Assessment of Lebanese Host Communities: Assessment Report*.
- xiv. REACH, UNICEF, UNOCHA (2015), *Defining Community Vulnerabilities in Lebanon: Assessment Report* (September 2014 – February 2015).
- xv. World Bank (2013), *Economic Social Impact Assessment*; FAO, REACH and MoA (2015), REACH, UNICEF, UNOCHA (2015), *Defining Community Vulnerabilities in Lebanon: Assessment Report* (September 2014 – February 2015) (footnote); Aktis Strategy (2016), *Impact Evaluation Report: Lebanon Host Communities Support Project* (footnote).
- xvi. Levant7 (January 2015), *Drivers of Instability, Conflict and Radicalization*.

- xvii. UNHCR, UNICEF, WFP (2016), *Vulnerability Assessment of Syrian Refugees 2016*, Lebanon.
- xviii. UNHCR, UNICEF, WFP (2016), *Vulnerability Assessment of Syrian Refugees 2016*, Lebanon.
- xix. UNHCR, UNICEF, WFP (2016), *Vulnerability Assessment of Syrian Refugees 2016*, Lebanon.
- xx. ILO, *Quantitative Framework for Access to Work by Syrian Refugees in Lebanon* (to be published in 2016).
- xxi. ILO (2015), *Towards Decent Work in Lebanon: Issues and Challenges in Light of the Syrian Refugee Crisis*.
- xxii. Deutsche Gesellschaft für Internationale Zusammenarbeit – GIZ (2016), *Employment and Labour Market Analysis (ELMA)*, Lebanon.
- xxiii. American University of Beirut, UNRWA (2016), *Survey on the Socioeconomic Status of Palestine Refugees in Lebanon: 2015*.(footnote).
- xxiv. Norwegian Refugee Council (2016), *Drivers of Despair: Refugee Protection Failures in Jordan and Lebanon*, Lebanon Support (2016), *Syrian Refugees' Livelihoods: The Impact of Progressively Constrained Legislations and Increased Informality on Syrians' Daily Lives*.
- xxv. ILO (2014), *Assessment of the Impact of Syrian Refugees in Lebanon and their Employment Profile: 2013* ; REACH, UNICEF, UNOCHA (2015), *Defining Community Vulnerabilities in Lebanon: Assessment Report (September 2014 – February 2015)* ; UNHCR, UNICEF, WFP (2016), *Vulnerability Assessment of Syrian Refugees 2016*, Lebanon.
- xxvi. UNICEF (2016), *Situation Analysis of Women and Children*, Lebanon.
- xxvii. ILO, *Quantitative Framework for Access to Work by Syrian Refugees in Lebanon* (to be published in 2016).
- xxviii. American University of Beirut, UNRWA (2016), *Survey on the Socioeconomic Status of Palestine Refugees in Lebanon: 2015*.
- xxix. American University of Beirut, UNRWA (2015), *Profiling the Vulnerability of Palestine Refugees from Syria Living in Lebanon: 2015*.
- xxx. World Bank (2015), *Jobs or Privileges: Unleashing the Employment Potential of the Middle East and North Africa*.
- xxxi. Ibid.
- xxxii. World Bank (2015), *Systematic Country Diagnosis*, (2016) Lebanon Economic Monitor, Spring.
- xxxiii. International Rescue Committee (2016), *Akkar Business Climate Assessment: October 2015* ; International Rescue Committee (2016), *Market Overview of Small and Medium Enterprises in Beirut and Mount Lebanon*.
- xxxiv. Lebanon, Ministry of Economy and Trade (2014), *Lebanon SME Strategy: A Roadmap to 2020*.
- xxxv. World Bank (2016), *Doing Business 2017, Fact Sheet: Middle East and North Africa*.
- xxxvi. Lebanon, Ministry of Economy and Trade (2014), *Lebanon SME Strategy: A Roadmap to 2020*.
- xxxvii. Byblos Bank (2016), *Lebanon this Week, Issue No. 426, September 19-24, 2016*.
- xxxviii. World Bank (June 2016), *Lebanon: Country Partnership Framework for FY17-FY22*, Report No. 94768 ; World Bank (2015), *Systematic Country Diagnosis, (2016). Lebanon Economic Monitor, Spring* ; UNDP, UNDP, *Labour Needs Assessment, The Construction, Agro-Food and ICT Sectors in Lebanon* (to be published).
- xxxix. Société Générale de Banque au Liban (2015), *EcoNews: Lebanon has Pockets of Growth Despite Challenges, Issue No. 36, September 2015*.
- xl. IDAL (2015), *Agricultural Fact Book*.
- xli. Deutsche Gesellschaft für Internationale Zusammenarbeit – GIZ (2016), *Employment and Labour Market Analysis (ELMA): Lebanon*.
- xlii. UNDP/CEDRO (2015), *Renewable Energy and Industry: Promoting Industry and Job Creation for Lebanon*.
- xliii. ILO, *Quantitative Framework for Access to Work by Syrian Refugees in Lebanon* (to be published in 2016).
- xliv. UNDP, *Labour Needs Assessment, The Construction, Agro-Food and ICT Sectors in Lebanon* (to be published).
- xlv. UNICEF, UNFPA (2015), *Mapping Youth Interventions and Actors within the Humanitarian Response in Lebanon*.
- xlvi. UNDP, UNHCR (2015), *Impact of Humanitarian Aid on the Lebanese Economy*.
- xlvii. Inter-Agency Coordination Lebanon (2016), *Livelihoods Quarter 3 Dashboard*.
- xlviii. Lebanon Statement of Intent, London Conference: Lebanon Statement of Intent, presented at the London Conference: Supporting Syria and the Region, February 2016, London.
- xlix. Deutsche Gesellschaft für Internationale Zusammenarbeit – GIZ (2016), *Employment and Labour Market Analysis (ELMA): Lebanon*.
- i. International Rescue Committee (2016), *Market Overview of Small and Medium Enterprises in Beirut and Mount Lebanon* ; International Rescue Committee, *Akkar Business Climate Assessment: October 2015*.
- ii. International Rescue Committee (2016), *Market Overview of Small and Medium Enterprises in Beirut and Mount Lebanon* ; UNDP, *Labour Needs Assessment, The Construction, Agro-Food and ICT Sectors in Lebanon* (to be published).
- iii. Deutsche Gesellschaft für Internationale Zusammenarbeit – GIZ (2016), *Employment and Labour Market Analysis (ELMA): Lebanon*.
- iiii. ILO (2015), *Towards Decent Work in Lebanon: Issues and Challenges in Light of the Syrian Refugee Crisis*.
- liv. Norwegian Refugee Council (2016), *Drivers of Despair: Refugee Protection Failures in Jordan and Lebanon*.

Sector Logframe

Outcome 1: Local economic development and market systems are stimulated to create income-generating opportunities, reduce unemployment rates and protect vulnerable people, particularly youth and women, against risks and shocks.

Indicator 1	Description	Means of Verification	Unit	Frequency
Number of new commercial linkages for existing Lebanese MSMEs (new contract, client, or market accessed)	Supported Lebanese MSMEs, cooperatives that report accessing a new contract, client, or market 6 months after receiving support	Project reports from partners based on follow-up monitoring to supported Lebanese MSMEs, Activity Info	Number	Bi-yearly

Lebanese Businesses





Baseline:	Target 2017	Target 2018	Target 2020
0	2750	5500	11000

Indicator 2	Description	Means of Verification	Unit	Frequency
Number of targeted Lebanese MSMEs that report increased profitability, improved production as a result of programme activities	Supported Lebanese MSMEs, cooperatives who report increasing profits, improving production as a result of support	Project reports from partners based on follow-up monitoring to supported Lebanese MSMEs, Activity Info	Number	Bi-yearly

Lebanese Businesses

Baseline:	Target 2017	Target 2018	Target 2020
0	2750	5500	11000

Indicator 3	Description	Means of Verification	Unit	Frequency
Total number of jobs created/maintained	<p>New jobs created in supported Lebanese MSMEs: Businesses which have hired new employees since the support was provided</p> <p>Jobs maintained in supported Lebanese MSMEs: For micro-businesses, it is assumed any support provided helps maintain the jobs in the business, therefore jobs maintained equals the number of employees in supported micro-businesses, as well as self-employed individuals (for micro-finance support). For SMEs this should be asked as part of the follow-up underlined above</p>	Project reports from partners based on individual follow-up (by phone or through visits) with all supported businesses 3-6 months after the support (grant, training) to the business ended	Number	Quarterly






 Lebanese				 Displaced Syrians				 Palestine Refugees from Syria (PRS)				 Palestine Refugees in Lebanon (PRL)			
Baseline:	Target 2017	Target 2018	Target 2020	Baseline:	Target 2017	Target 2018	Target 2020	Baseline:	Target 2017	Target 2018	Target 2020	Baseline:	Target 2017	Target 2018	Target 2020
238	5632	11264	22528	150	1931	3862	7724	0	102	204	408	0	243	486	972







PROTECTION SECTOR

PEOPLE IN NEED	
	3,212,192
PEOPLE TARGETED	
	1,887,502
REQUIREMENTS(US\$)	
	2017 163.8 million
	2018 145 million
PARTNERS	
	61
GENDER MARKER	
	2a
CONTACTS	
LEAD MINISTRY	
Ministry of Social Affairs (MoSA)	
Aimee Karam	
Karam.aimee@gmail.com	
COORDINATING AGENCIES	
UNHCR, UNICEF and UNFPA	
Shant Dermegerditchian	
dermeger@unhcr.org	
Lorenza Trulli, trulli@unhcr.org	
Yuko Osawa, yosawa@unicef.org	
Alexia Nisen, nisen@unfpa.org	

SECTOR OUTCOMES

- Outcome #1**  **\$42.5 m**
 Persons displaced from Syria have their basic rights respected and fulfilled, and enjoy access to justice and have a valid legal residency
Indicators Percentage of individuals who have legal residency
- Outcome #2**  **\$26 m**
 Community-based interventions are strengthened to contribute more effectively to referral pathways, access to services, and the identification of vulnerabilities and protection concerns
Indicators Percentage of referrals of vulnerable individuals or households coming from members of community-based mechanisms
- Outcome #3**  **\$31 m**
 Access to protection and services is ensured to the most vulnerable women, girls, boys and men identified and resettlement/other form of humanitarian pathways is realized
Indicators Number of individuals resettled
- Outcome #4**  **\$32.2 m**
 SGBV risks are reduced and access to quality services is improved
Indicators Percentage of women (20-24) married before 18
- Outcome #5**  **\$32.1 m**
 Boys and girls at risk and survivors of violence, exploitation and abuse have access to an improved and equitable prevention and response
Indicators Percentage of children (boys and girls) who reported an improvement in their psychosocial wellbeing as measured through the SDQ (CP)

POPULATION BREAKDOWN

POPULATION COHORT	PEOPLE IN NEED	PEOPLE TARGETED	52% Female  48% Male 	
 Lebanese	1,500,000	336,000	166,992	169,008
 Displaced Syrians	1,500,000	1,500,000	780,000	720,000
 Palestine Refugees from Syria	31,502	31,502	15,909	15,593
 Palestine Refugees in Lebanon	180,690	20,000	10,100	9,900

Situational Analysis and Context


Protection

The Government of Lebanon (GoL) estimates that the total displaced Syrian population is 1.5 million in Lebanon, this includes both the displaced who are registered and not registered with UNHCR.

As of 30 June 2016, 1,033,513 Syrians are registered with UNHCR as refugees, with 34 percent female headed households and 66 percent male headed. Women and children account for 80 percent of the refugee population, with 54 percent below 18 years of age. Girls and boys comprise 26 percent and 27 percent of the refugee population respectively.ⁱ As of July 2016, 78 percent of Palestine Refugees from Syria are women and children with 57 percent below 18 years of age.

Percentage of women and children among registered Syrian refugees

80% of the registered Syrian refugees are women and children and **54%** are below 18 years of age.



Data source: UNHCR registration data, 30 June 2016

Under the GoL's current border regulations, admission for Syrian nationals is provided under clearly identified visa categories including among others, sponsorship, tourism, business and transit, provided that supporting documentation is presented and other requirements are met. Syrians fleeing the conflict and violence must fall within the exceptional humanitarian criteria developed by the Ministry of Social Affairs (MoSA) to enter Lebanon. Persons falling within the category of humanitarian exceptions include: unaccompanied and separated children (under 16 years of age) whose parents and legal guardians are confirmed to be displaced in Lebanon; persons with disabilities dependent on family and relatives confirmed to be displaced in Lebanon; persons in need of life-saving medical treatment not usually available in Syria, or not available in a timely manner; and individuals pursuing resettlement or transitioning through Lebanon to a third country, with proof of onward travel outside Lebanon.

Admission for Palestine Refugees from Syria is limited to the categories of Embassy appointments, transit to a third country and exceptional entry supported by a sponsor in Lebanon, each requiring pre-approval. Since the introduction of the new measures, the number of persons arriving to Lebanon have reportedly decreased.

In May 2015, the GoL notified UNHCR that registration

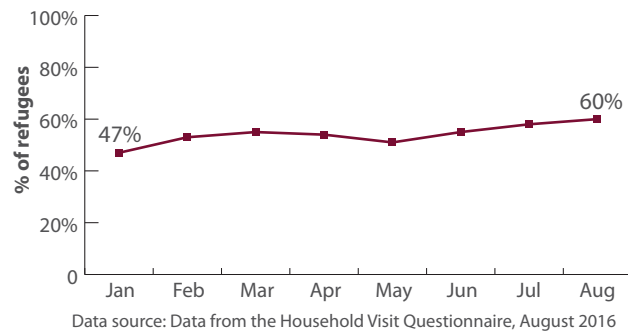
of Syrians should be suspended. Syrians who approach UNHCR to be registered, are counselled on the Government's suspension of registration and their needs are assessed in view of assisting the most vulnerable.

Obtaining and maintaining a valid legal residency remains a challenge for persons displaced from Syria. Since January 2015, there are two primary options for Syrian nationals to obtain residency: sponsorship by a Lebanese citizen or reliance on UNHCR registration certificate. Displaced Syrians that are registered with UNHCR had to renew their residency on the basis of a sponsor in case they could not sign the pledge not to work or were found to be working. Commencing in June 2016, the notarized pledge not to work was replaced by the pledge to abide by Lebanese law, which is signed free of charge at the General Security Office (GSO) once every 12 months. Syrians seeking renewal of their residency permit, must pay US\$ 200 for each person 15 years of age and above. Additional costs related to the residency permit process include transportation to reach the local GSO. These costs, are difficult for displaced persons to meet, due to their poor economic situation. Furthermore, the level of education may also impact upon the persons' understanding of the procedures related to legal residency.ⁱⁱ

In line with the General Security Office's practice, displaced persons who have obtained their residency through sponsorship are currently unable to apply for residency permits on the basis of their UNHCR registration certificate. Displaced persons reportedly face a variety of challenges associated with sponsorship, including difficulties identifying sponsors and inability to pay the informal 'fees' that are sometimes requested by potential sponsors. The sponsorship system also may create a power differential that increases the risk of exploitation and abuse. Furthermore, those who want or are compelled to change the sponsor, cannot do so from within Lebanon. For Palestine Refugees from Syria, procedures to renew or extend their residency permits have not been communicated publicly by the Lebanese authorities. From October 2015 to September 2016, Palestine Refugees from Syria were exempted from the US\$ 200 renewal fee. This fee was however reinstated in October 2016.

Based on 58,606 household visits conducted in the first eight months of 2016, the percentage of displaced Syrians without valid residency has steadily risen from 47 percent in January to 60 percent at the end of August 2016.ⁱⁱⁱ No confirmed figures concerning Palestine Refugees from Syria with valid residency documents are available, but the trend is likely to be similar as they are experiencing comparable challenges to persons displaced from Syria. The consequences of the lack of legal residency can be vast, having direct implications on the sense of safety of displaced persons, which may impact their actual or perceived freedom of movement and thereby their access to livelihoods and essential life-sustaining services.

Percentage of Syrian refugees without valid legal residency (2016)



Immigration-related offences remain the most common reason for which persons displaced from Syria are arrested and detained, resulting in the issuance of deportation orders that, to date, are not being enforced, in line with the Government's commitment to the principle of non-refoulement. Due to fear of being arrested because of lack of a valid residency, displaced Syrians are reportedly less willing to approach authorities to report and to seek redress when they are victims of crimes, exploitation and abuse. Some measures, either from municipalities or law enforcement agents, such as curfews and checkpoints, can reduce displaced persons' access to basic rights and services and their sense of safety. Only 13 percent of the displaced Syrian population indicated a willingness to notify the authorities in case they are victims of assault or harassments compared to 69 percent reporting they are not willing to address it; and 26 percent of displaced Syrians responded that they feel unsafe or relatively unsafe in Lebanon.^{iv} In the case of Palestine Refugees from Syria, 68 percent felt concerned about the safety of their family and 57 percent of these individuals reported feeling insecure due to their physical and social environment.^v With respect to feeling of fear on behalf of the host community, 33 percent of Lebanese say that they fear displaced Syrians.^{vi} Continued support will be provided to authorities to strengthen protection-sensitive responses to the displaced population, and to increase access to justice, as well as respect for the rule of law.

According to the Ministry of Public Health (MoPH), around 39,000 children were born with a Syrian father in Lebanon in 2015. UNHCR estimates that since the beginning of the crisis, over 100,000 Syrian children have been born in Lebanon and 70 percent of these are without birth registration. Displaced Syrians face barriers to obtaining civil status documentation in Lebanon, most notably birth registration, which may create heightened risks of statelessness, and may restrict access to services although health, education and social services are available to all without distinction. The main challenges reported by displaced Syrians include, firstly, the lack of understanding of the birth registration procedures, which are perceived as costly and cumbersome; and secondly, the lack of documentation, either legal stay or proof of marriage, which are required to obtain a birth

certificate. In addition, births that are not registered within one year require costly and time-consuming court procedures to finalize the birth registration, affecting a significant proportion of children who are now over one year of age. Similarly, vulnerable Lebanese communities may also face challenges in registering births when they are not fully aware of the procedures, including the one-year deadline after which late birth registration procedures would be required. If the birth is not registered, the Lebanese father may not be able to pass his nationality to the child, thereby resulting in a risk of statelessness. As a result, these stateless persons have serious limitations with regard to the exercise of their rights to travel documents, higher education degrees, freedom, access to health services, and limited ability to work in the formal labour market.

Moreover, the lack of registration of civil events in Lebanon or Syria certifying birth, marriage, divorce, and death, can have implications regarding legal guardianship over children and inheritance rights. Marriage registration is often not completed, due to costly fees, lack of documentation, and lack of awareness of the process in some circumstances. Limited legal remedies are available for women and girls in such cases, since without official documentation of the marriage, annulment of the marriage, divorce or contesting the custody and support of children becomes impossible. This is particularly problematic in cases of early or forced marriage, in which the minor spouse may be especially vulnerable to mistreatment and abuse.

The protection of persons displaced from Syria is adversely affected by both the deteriorating economic conditions and challenges to traditional social structures. The presence of large numbers of persons displaced from Syria and persons of other nationalities in Palestinian refugee camps particularly in Beirut and Mount Lebanon, deepens their already precarious conditions, placing additional strain on limited resources, infrastructure and services. In addition, such changes to the pre-existing community dynamics have placed strains on social stability. It is estimated that 37 percent of vulnerable Lebanese; 71 percent of displaced Syrians; and 65 percent of Palestine Refugees in Lebanon are living below the poverty line.^{vii} Based on the findings of the Socioeconomic Survey of Palestine Refugees, extreme poverty is three times higher for Palestine Refugees from Syria than the Palestine Refugees in Lebanon. Palestine Refugees from Syria, already living in displacement before the Syrian crisis are now again exposed to a protracted displacement in Lebanon.^{viii}

The combination of lack of legal residency, limited self-support opportunities, compounded by depletion of resources including savings and assets has led to households resorting to negative coping strategies including instances of begging, protracted debt, engagement of children in worst forms of child labour,

(1) The poverty line is defined as 'unable to meet basic food and non-food needs' and set at \$200 per person per month.

and foregoing educational opportunities.^{ix} It has also led to increased instances of harmful traditional practices such as early marriage.² Consequently, there are heightened responsibilities for women and children to secure income and other basic needs, as they are less likely to be stopped at checkpoints, but remain exposed to risks of exploitation and harassment, including from employers and landlords. Findings from participatory assessments, protection monitoring visits and focus groups discussions conducted with persons displaced from Syria and members of the host community, indicate increasing concerns over exploitation, abuse and harassment, especially affecting women, girls and other marginalized groups. The consultations also indicate continued psychological distress, frustration and isolation within their communities.


Based on UNHCR's survey conducted in June 2016, the three main factors influencing the decision of displaced Syrians to move onward to a third country, included limited livelihood opportunities, high cost of living, and hope to access better health and education services. After significant onward movements noted in 2015, new visa requirements were introduced in 2016 for Syrians to enter Turkey, which has significantly slowed movements through and from Lebanon. However, onward movement of Palestine Refugees has continued and accounts for the progressive decrease of the Palestine Refugees from Syria population in Lebanon since 2014.

People with Special Needs (PwSNs), including older persons, individuals suffering from trauma, and Persons with Disabilities (PwDs), constitute the most vulnerable population groups among both displaced and host communities. These individuals continue to face challenges to access their basic rights and services. Based on initial findings from the 2016 Vulnerability Assessment for Syrian Refugees, it is estimated that approximately 12 percent of displaced households assessed include persons with physical or mental disabilities.^x In addition, nearly three percent of the refugees registered with UNHCR are above 60 (56 percent of females and 44 percent of males). Data from the NPTP assessments of 105,000 Lebanese households (459,896 persons) indicate that nine percent, have a physical or mental disability.^{xi}

In Lebanon, 10 percent of Palestine Refugees in Lebanon and eight percent of Palestine Refugees from Syria have mental and physical disabilities, with one in four older persons (60+ years) affected.^{xii} In addition to addressing the needs of visible cases with physical disabilities, including the war wounded, recent assessments have highlighted less visible cases with physical disabilities (such as children with cerebral palsy, polio, and congenital malformation) including persons with intellectual disabilities, and hearing and visual impairments. Among these, persons with intellectual disabilities who are at risk of abuse, gender-based violence and exploitation remain a priority. Women, girls and boys with disabilities

are among the most vulnerable to neglect, abuse, and exploitation. Needs continue to exceed what service providers can address including the provision of rehabilitation services, assistive devices and mental health care.^{xiii}

12% of displaced households,
9% of Lebanese households include
persons with physical or mental disabilities.



Data source: Preliminary results from the Vulnerability Assessment for Syrian Refugees (VASyR) 2016, NPTP.

A Mine Risk Education (MRE) "Knowledge, Attitudes, and Practices" survey conducted in 2016 found an alarming lack of knowledge about mines among the surveyed communities, including Syrian families moving between Syria and Lebanon. As most risk education campaigns in Lebanon took place before 2011, when the influx of displaced Syrians began, the Syrian community is highly vulnerable. As part of the national impact assessment survey completed by the Mines Advisory Group (MAG) in 2014, interviews with displaced Syrians showed them moving, grazing livestock or playing inside or within 50 meters of areas contaminated by cluster munition remnants and Explosive Remnants of War (ERW). Interviews also showed that many displaced have little or no knowledge of the nature and location of the contamination in Lebanon, or the reporting mechanisms.^{xiv} As a result, the Lebanese Mine Action Center (LMAC), has strongly advised to target Mine Risk Education awareness activities for displaced Syrians in Lebanese schools and communities.

Lebanese returnees from Syria represent a largely under-assisted and less visible group. Their situation is difficult. Many returned with few belongings, are unemployed and often reside in substandard shelters. Other consequences of their displacement related to protection and psychosocial aspects may include the deterioration of social relationships, experiencing different forms of violence, family separation, loss of hope, fear and anxiety, and uncertainty and confusion about their future, psychosocial distress in the form of grief, anger, fear loss of their principles and values, and withdrawal. They sense emotional pressure related to displacement and unemployment. These returnees often do not receive the assistance they need and in many respects, their situation and needs are more similar to those of displaced Syrians than to those of non-displaced Lebanese. During the latest Lebanese Returnee Registration drive conducted in April-May 2015, 5,245 returnee households comprising of 28,574 individuals were registered. 40 percent of returnees said they intend to eventually move back to Syria.^{xv} Accordingly, recording, profiling and providing adequate assistance

(2) For the purpose of this document, the terms child marriage and early marriage are used interchangeably to indicate formal marriage or informal union before age 18.

to Lebanese returnees will remain a priority.

Sexual and gender-based violence (SGBV)

Women and girls in Lebanon are disproportionately affected by sexual and gender-based violence, with grave consequences for their physical, emotional, and social well-being. Over the past three years, an average of 90 percent of the incidents of SGBV reported to specialized service providers has involved women and girls. Men and boys are also affected, with male survivors constituting 18 percent of all rape cases reported. As of late 2016, 20 percent of reported SGBV incidents involved children.^{xvi}


All nationalities are affected by SGBV, therefore preventive and response interventions target both Lebanese and non-Lebanese. Data collected through the Gender-Based Violence Information Management System (GBVIMS),³ agency assessments, focus group discussions, and protection monitoring highlight that displacement increases the risk of SGBV. Some 91 percent of incidents reported occurred after arrival in Lebanon.⁴ Child mothers, early married girls, unaccompanied and separated boys and girls, women and girls with disabilities, older women, and female heads of households continue to be the most at risk. The most commonly reported type of violence involves physical violence, mainly linked to violence within the family or home, sexual violence (rape and sexual assault), as well as forced and early marriage. 18 percent of all reported SGBV incidents involve sexual violence, of which seven percent are rape.

90% of SGBV individuals reported to specialized service providers has involved women and girls.



Data source: Gender-Based Violence Information Management System (GBVIMS), 2014-2016
Note: Please refer to the narrative for more information of the SGBV related data.

18% of the rape cases were reported by male survivors.



Domestic violence continues to be pervasive among all nationalities and constitutes the majority of reported

(3) The data and analysis presented refers to reported cases as well as protection concerns raised during focus group discussions and activities with communities. The statistical trends are based on data provided by six SGBV service providers as of Q3 2016, using the GBV Information Management System (GBVIMS). The GBVIMS captures information on incidents reported in the course of seeking services and allows to safely collect, store and analyse data related to SGBV. Since only information on reported incidents is recorded, and shared with the informed consent of survivors, it does not represent a comprehensive overview of the incidence of SGBV in Lebanon. Also, the GBVIMS capture cases only reported by service providers operating in Lebanon, therefore, statistics cannot be interpreted as reflecting the magnitude or patterns of SGBV in Syria. Additionally, GBV incidents, especially those having happened in Syria prior to displacement, remain underreported for several factors including socio-cultural issues.

(4) GBVIMS covers all populations including Lebanese, displaced Syrians, other refugees, PRS and PRL.

SGBV cases. Consultations with persons displaced from Syria indicate that economic vulnerability and a change in gender roles within families, amongst other factors are contributing to interpersonal tension, leading to an increased risk of domestic violence. Lebanese individuals are also affected with an average of one in two persons reporting that they personally know someone subjected to domestic violence.^{xvii} According to 2016 GBVIMS trends, 71 percent of reported incidents are perpetrated by family members, and 79 percent took place inside the survivor's or perpetrator's house. Disclosure of these particular cases takes time and requires sustained access to services. GBVIMS data show that a third of the survivors seek help after over one month of ongoing participation in psycho-social activities.

Family law, including marriage, is governed by the religious-based Personal Status Codes in Lebanon, which permit marriage before the age of 18. Although early marriage has been reported as a cultural practice within some communities prior to displacement, assessments and focus group discussions with adolescent girls and caregivers highlight that more girls are being forced to marry at an early age and that marriage is increasingly used as a harmful coping mechanism to protect girls and/or to alleviate financial burden. The 2016 MoSA and UNICEF Baseline Survey found that 27 percent of the sampled Syrian women between 15 and 19 years of age are currently married, or in union. This was the highest rate among the surveyed cohorts, followed by 13 percent for female Palestine Refugees from Syria, and 4 percent for female Palestine Refugees in Lebanon. There are indications that the prevalence of early marriage among the younger generation of displaced Syrian women is increasing due to the crisis. While 32 percent of displaced Syrian women aged 20-49 years were married before their 18th birthday, this increases to 41 percent among the younger generation (aged 20-24 years). The situation of the host communities is also concerning with four percent of the Lebanese women between the ages of 15-19 currently married or in union, compared to 2.6 percent in 2009.^{xviii}

Reported incidents of sexual exploitation have also been increasing over the past two years. Fear of exploitation associated with the greater dependency on sponsors, landlords and aid providers have been expressed in focus group discussions and protection monitoring findings. Further analysis and assessment suggest that dire socio-economic conditions, lack of legal stay, and impeded access to much needed services contribute to an increased risk of exploitation for women, girls, boys, and men including risk of trafficking and survival sex.^{xix}

Survivors are presenting increasingly complex needs triggered by multiple types of violence, imminent risks, as well as challenging legal, mental health and shelter issues. A number of barriers still prevent women, girls, men and boys in need of services to respond to SGBV, including disruption of services due to humanitarian funding gaps, documentation requirements, restrictions

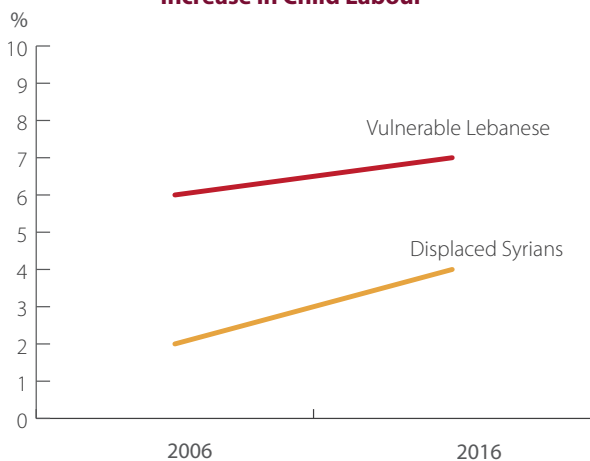
on mobility, high costs and limited availability of specialized services, such as safe shelters, clinical management of rape and mental health services. Neither female nor male survivors will seek help if safe access to age, gender and diversity sensitive quality services is not guaranteed and sustained. Social stigma remains high and reporting may lead to retaliation and serious threat of harm from the perpetrator and from the survivor's own family. Engaging with community members and gatekeepers (such as religious leaders, community leaders, and employers), on SGBV awareness is thus critical for positive behavioural change among women, girls, men, and boys and to foster a safer environment for survivors and persons at risk.

Child Protection

The lack of access to basic social services, protection and livelihood opportunities amongst the displaced population and host communities, has increased the vulnerabilities of already impoverished families. As a result, the protective environment offered by families has been undermined. Violence, exploitation and abuse against children in the home, communities and schools are recognized as a priority for the response.

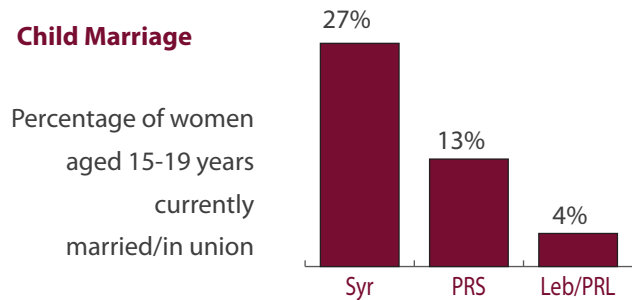
Families are increasingly resorting to negative coping mechanisms, relying on adolescents as the primary bread winners to make ends meet. As a result, adolescents, with a higher prevalence of boys, are forced into the worst forms of child labour such as street work, and exploitative conditions in agriculture and mechanics. Lebanon witnessed an increase of child labour from four to nearly seven percent among the displaced Syrians, and two to six percent amongst the most disadvantaged Lebanese.^{xx} Information gathered directly from children working on the street in Mount Lebanon cited that 67 percent of children interviewed worked up to ten hours a day.^{xxi} Children reported exposure to physical violence, sexual harassment and attempted sexual exploitation citing adults offering USD \$50 to \$100 in exchange for engagement in acts of a sexual and exploitative nature. A 2015 report on street-based children reported that 43 percent of children engaged in street work were found to be begging.^{xxii}

Increase in Child Labour



In an attempt to reduce the economic burden on the family and protect their children's future, families are also arranging marriages primarily of adolescent girls. The prevalence of child marriage among female Syrians and Palestine Refugees from Syria, aged 20-24 years, old whom were married before the age of 18 has increased nine and four percent respectively over the last six years which can most likely be attributed to their recent displacement. Equally concerning is the situation of the host communities where four percent of the Lebanese women between the ages of 15-19 are currently married or in a union, compared to 2.6 percent in 2009.

Child Marriage



Since 14 August 2006, over 600 mine victims in Lebanon have been reported, affecting children and adults regardless of their sex and age groups. A Mine Risk Education (MRE) Knowledge, Attitudes, and Practices survey conducted in 2016 found an alarming lack of knowledge about mines in the surveyed communities, including Syrian families moving between Syria and Lebanon.

Increasing evidence on age specific trends are showing early childhood age group (0-5 years) are disadvantaged and underserved by available social services and reports revealed the severe impact of violence against children of this age group.^{5xxiii} Moreover, the youngest of children are the most dependent upon their parents and caregivers for care and support, and are more vulnerable to neglect, violence and abuse. Children with disabilities are at a higher risk of violence, abuse, exploitation and neglect and exclusion, both within the home and in the wider community.^{xiv}

Children and youth are, and continue to be victims of armed violence resulting from the impact of the Syrian conflict on Lebanon. Youth are at a higher risk of exposure to extreme forms of violence resulting in physical, psychological and emotional forms of harm. There is therefore a strong need to focus on preventing and responding to their protection needs through robust and coordinated support, and a strategic response to protect young people from being victims of armed violence, while preserving their human potential.

Lebanon has a high incidence of detention of minors more generally, which is brought about by a limited

(5) UNICEF/MoSA Baseline Survey (2016): In both displaced Syrian and PRL households, the age-group most exposed to physically violent discipline is the 3-4 years group – 67 percent and 61 percent respectively. In addition, 45 percent of Lebanese and 74 percent of displaced Syrian children aged 1-2 years are experiencing violent forms of discipline.

range of alternative methods of detention.⁶ While significant legislative and institutional progress has been made to advance and fulfill children's rights in Lebanon, adequate measures are missing to ensure full compliance with national legislation such as Law 422 and Law 293 and the National Action Plan to Eliminate the Worst Forms of Child Labour.⁷

Physically violent discipline in the home is widespread with young children most at risk, with rates of 45 percent of Lebanese and 74 percent of displaced Syrians under two years of age affected. For the displaced Syrians, the recent baseline survey indicated that the percentage of Syrian refugee children that experienced violent child discipline methods is 65 percent.^{xv}

Child protection actors have been supporting the psychosocial well-being of conflict affected children through psycho-social support (PSS) and detecting and responding to children at risk through the management of cases by partners providing specialized services, including structured psycho-social support.⁸ There continues to be a lack of timely and adequate equitable preventive and response measures for children, including strengthening coverage of best interest determination processes for refugee children.

In addition, access to specialized services for Palestine Refugee children is particularly inadequate and limited, in part due to poor availability of such services in the Palestinian refugee camps as well as high costs, or difficult access to privatized services, which results in further marginalization from society and exposure to protection risks. It is worth highlighting that other populations are also residing in the camps and suffer from the same limitations as Palestinian inhabitants.

Unjustified placement of children in residential care, is concerning and appears in part to be a means through which to access education, health services and other basic services. Furthermore, there is a lack of suitable alternative care arrangements for unaccompanied and separated children, as well as other high risk cases, in need of short-term emergency support as well as family-based care options.⁹

Overall Sector Strategy

The overall protection strategy in Lebanon is aimed at obtaining full respect for the rights of the individual in accordance with national and international law, regardless of age, gender, social, ethnic, national,

religious or other background. Using a rights-based approach, this strategy is designed to ensure that: a) persons displaced from Syria have their basic rights respected, including access to safety, justice, civil documentation and security of tenure; b) communities are involved in addressing the challenges they face in accordance with Lebanese laws; c) national institutions are supported to enhance access to protection and services, especially for the most vulnerable women, girls, boys and men; d) potential for resettlement and other complementary pathways (such as scholarships or labour mobility) is realized; e) vulnerabilities, risks and consequences of sexual and gender-based violence are reduced and access to quality services is improved; f) vulnerable girls and boys are protected from violence, exploitation, abuse and neglect through equitable access to quality child protection services; and g) people with specific needs, including older persons, persons with disabilities, socially marginalized groups and others at risk have access to specialized services.

Strengthening national protection, child protection and SGBV systems and the overall protection environment

In coordination with the GoL, as per the 2017-2020 strategy, protection activities will aim at strengthening existing national systems to address the immediate needs of all those affected by the Syrian crisis and its protracted nature, both those displaced from Syria and Lebanese communities. This shall include fostering a favorable protection environment where rights are respected and fulfilled. To ensure sustainability of envisaged interventions, all activities will be aligned with national plans, such as the National Social Development Strategy, National Ten Year Strategy for Women in Lebanon, and the MoSA' National Plan to Safeguard Children and Women in Lebanon.

Sustained and focused institutional support will continue to line Ministries and their representatives at local levels. This includes: Social Affairs, Interior and Municipalities (General Security Office, Internal Security Forces and Personal Status Department), Justice, Education and Higher Education, Public Health, and Labour. Support will encompass material, staffing, and capacity-building to meet the identified needs. Equipment will be provided to SDCs, to deliver child, adolescent-friendly, and gender-sensitive services and provide safe spaces for persons at risk, including persons with disabilities, older persons, socially marginalized groups, youth, women and children. Also, institutional support will be provided to the General Security Office, related to borders and residency, the Personal Status Department (PSD) related to civil documentation and prevention of statelessness, the MoSA, and the Ministry of Justice, Internal Security Forces (ISF), municipal police and bar associations related to ensuring access to justice for affected populations as well as treatment in accordance of human rights.

Institutions will be further strengthened throughout

(6) Lebanese Penal Code Law 422/2002

(7) The adoption of law 293 in 2014 for the protection of women and other family members from domestic violence; the endorsement by the Council of Ministers of the National Strategy to Protect Children from Violence (2012) and the endorsement by the Presidency of the National Action Plan to Eliminate the Worst Forms of Child Labour (2013).

(8) Here we refer to focused non specialized PSS Support as per the IASC guidelines on MHPSS in emergencies

(9) In Lebanon, there is a lack of space in qualified institutions providing specialized care and access often is limited based on nationality, religious affiliation and geographical considerations. Therefore, there is a need to build on the capacity of the existing institutions so that they meet the minimum standards and look into expanding existing partnerships to accept all children in need. There is a strong need for the development and implementation of a national framework on alternative care for children at risk and deprived of parental care.

the next four years with continued investment in capacity-building and support to social workers, legal service providers, law enforcement officials, healthcare workers and teachers. Capacity building will promote protection, gender, and disability mainstreaming, as well as a focus on the knowledge and skills required to care for child and adult survivors of violence, in a safe and non-discriminatory manner, and according to relevant quality standards. Technical support will be provided to various sectors to mainstream child protection and SGBV interventions as per international standards.

The MoSA and local service providers carry-out psychological, medical, legal, shelter, life skills and social empowerment interventions for SGBV survivors and persons at risk. These initiatives need to be further sustained and strengthened in terms of quality, accessibility and geographical scope. In order to allow survivors to seek help, it is critical that services be survivor-centered, inclusive and considerate of specific needs, irrespective of the nationality, age, gender, and legal status. Furthermore, the institutionalization of capacity building programs for law enforcement officers is required to better respond to the specific needs of SGBV survivors and implement the relevant provisions of Lebanese laws. Collaboration will be strengthened with a variety of stakeholders, including institutions and media outlets at national, local and community levels.

While significant legislative and institutional achievements for the elimination of sexual and gender-based violence have been reached in Lebanon, nonetheless, further measures are required in the next four years to strengthen consistent implementation of the existing legal and policy framework, and move closer to compliance with international standards.

Ongoing emphasis will be placed on ensuring access to legal services for displaced persons and vulnerable Lebanese community members, with the goal of expanding access to justice to obtain remedy, including in cases of abuse and exploitation, and supporting completion of relevant civil documentation. In this context, particular focus will be placed on the promotion of birth registration of newborn babies to ensure children are able to confirm their nationality and have access to documentation that proves their identity. Individual legal assistance will aim at obtaining civil documentation (such as birth, death, marriage, divorce and registration), renewal and regularization of legal stay, and enhancing the security of tenure related to persons displaced from Syria as per Lebanese laws and regulations. Legal and material assistance is also provided to persons at risk in detention, to ensure that due process and a fair trial is guaranteed as well as protection sensitive conditions while in detention.

Continued efforts will ensure that programming and advocacy remain evidence-based. This includes systematic monitoring of the protection context jointly with a dedicated mechanism to document and track identified child rights violations and SGBV incidents,

through respectively, GBV Information Management System (GBVMIS) and with the introduction of the Child Protection Information Management System (CPIMS). The resulting data and analysis of trends will be used to support effective geographical targeting of resources, prioritization of services and assistance based on needs.

Community-Based Interventions

The 2017-2020 strategy recognizes the importance of communities in effectively identifying and referring protection needs for an adequate response. This will be achieved through: building communities' capacity to identify and refer protection needs to appropriate partners, and/or municipal structures; and engaging communities in prevention activities especially those linked to child protection, SGBV, and People with Specific Needs.

MoSA's SDCs and community centres will continue to function as spaces where displaced persons and Lebanese communities, especially those having specific needs, can come together to participate in learning activities, acquire new skills and receive relevant information on tailor-made services. Through these platforms and with the support of social workers, participants will discuss issues of common concern and identify possible solutions; thus, rebuilding social and community networks while overcoming isolation, fear and distress. Among other activities, psychosocial, recreational activities, protection services, and individual counselling support sessions will be delivered by partners in these centres.

To address the root causes of various child protection violations and SGBV incidents, as well as preventing gender inequality, the sector will expand tailored activities to actively engage men and boys, women and girls as well as community gatekeepers such as religious leaders, to promote and contribute to positive changes to traditional behaviours. Structured programmes will encompass non-violent ways to manage relationships within the family or the community, and to deal with frustration and anger linked to the protracted nature of displacement. Lebanese and displaced communities will build their skills by acquiring knowledge on norms, positive parenting, and issues such as marriage and child labour. This will result in better protection for children. The sector will expand on activities for persons with disabilities, older persons, and socially marginalized groups, including those discriminated on the basis of their gender. People with special needs, as well as child caregivers, will be consulted and involved in responding to their identified needs, which will reinforce partners' planning processes. This approach will complement the support provided to public institutions tasked with law enforcement, justice and social services and to better equip communities to resort to them when needed.

The sector will engage with both host and displaced communities, by improving their knowledge, skills, and capacities. In close coordination with service providers

and gatekeepers, communities will be further capacitated to safely identify and refer persons with protection concerns. In coordination with other Sectors, efforts will be made to ensure that groups (i.e. women, youth, older persons, and parents) and especially those linked with local institutions, are inclusive and complimentary in their approaches. Through these community groups, vulnerable Lebanese, Palestinians, and displaced persons from Syria will be able to provide feedback and insight into protection priorities, risks and assistance gaps. They will also help develop solutions to prevent and address risks around such issues as child labour, early marriage, domestic violence and social exclusion.

Also, with a view to ensure that proper standards are maintained, the performance and impact of the community groups will be monitored and evaluated by the respective humanitarian partners.

Effective dissemination is key to ensuring that critical information reaches all persons, displaced and Lebanese alike, especially taking into consideration that persons displaced from Syria are scattered across more than 1,700 locations. As such, partners will continue conducting awareness-raising and information sessions for community members on: rights and available services; including protection referrals; civil documentation; residency; education and health care. Communication with communities will include: group discussions on birth registration; outreach visits to households and community groups; information sessions to parent groups on back-to-school campaigns; group counselling on residency; text messages on winterization and other types of assistance; and sharing key Government policy developments.

Protecting the most vulnerable

Sector activities will continue to focus on both prevention and response through direct delivery of protection services by relevant public institutions. Integral to this strategy is identifying, and assisting the most vulnerable women, girls, boys and men, as well as people with specific needs, such as persons with disabilities, older persons and socially marginalized groups or persons discriminated on the basis of their gender. Referrals will be strengthened to ensure a timely and effective management of individual needs through the provision (where necessary), of specialized services that will complement community-based interventions referred above.

Protection interventions around access to justice, civil status documentation, especially for early married adolescent girls, and legal stay will continue for all displaced individuals. This will include those with extreme vulnerabilities and requiring support for entry to Lebanon as part of the MoSA' humanitarian exceptions scheme.

Vulnerabilities, in particular related to protection of persons displaced from Syria will be captured, including

through verification activities to update their profiles, allowing for targeted and individual interventions for those at high risk, or victims of violence, exploitation and abuse. Such interventions will continue to include individual counseling, (where necessary, structured and individual) psychosocial support, health and legal support services, and where necessary, support with respect to shelter and financial assistance to the most vulnerable cases. For people with specific needs, a number of challenges aggravate their marginalization in society, including limited access and availability of specialized rehabilitation services. Access and availability will be enhanced through direct support for public institutions complemented by national and international civil society partners.

The Protection sector promotes a complementarity approach through reinforcing the capacities of the national system, ensuring accessibility to quality services, supporting communities to contribute to protective practices, as well as improving the knowledge-base to inform SGBV programming and advocacy. As in 2016, local structures will be supported to provide psychosocial, medical and legal services to SGBV survivors and persons at risk across Lebanon, including SDCs, health centres (providing life-saving medical care), and health facilities in Palestinian camps. In parallel, the sector has established complementary mobile interventions targeting hard-to-reach areas as well as populations with limited mobility, such as women and adolescent girls, persons with disabilities and older persons. An average of 100 individuals access static and mobile SGBV prevention and response services on a daily basis, supported by a total of 130 trained social workers active across the country.

Ongoing capacity development for over 3,600 SGBV specialized actors and non-SGBV actors are prioritized, including line Ministries, local and institutional stakeholders such as social workers, medical and educational personnel, Internal Security Forces, as well as judges and lawyers to increase safe access to confidential quality services.

Access to quality and survivors centered services will continue to be improved for all groups of survivors and in particular for SGBV survivors in safe spaces (SDCs, community centres, local NGO centres, emergency safe houses, healthcare facilities, collective sites and other privately-owned facilities). The focus will be maintained on preventive activities for those at risk of early marriage and domestic violence. In order to ensure the quality of services, a full package of age- and gender-sensitive holistic care services is offered to survivors and individuals at risk through both mobile services and centre-based activities. Quality services include: safe and multi-sectoral SGBV response services such as individual counselling; referrals or direct provision of healthcare; psychosocial and mental health services, including recreational activities and emotional support groups; legal services to access justice; and the provision

of material, financial assistance, and shelter support. The dissemination of relevant information on available services and on sexual and reproductive health, and positive coping strategies will underpin this rights-based approach. Moreover, services for survivors with specific needs, including persons with disabilities and socially marginalized individuals, will be scaled-up through targeted programming.

Feedback from partners has revealed that while the complexity of cases has increased (e.g. cases of persons with disabilities, older persons, female survivors of domestic violence, suicide survivors), the availability of specialized professionals across the country remains limited. Interventions require support from multiple sectors (medical, social and legal), which has enhanced the need for timely comprehensive assessment and coordination. To respond to the immediate risks of survivors of violence, the sector will continue to support 24/7 hotlines, safe shelters, other emergency accommodation arrangements, and ultimately will seek durable solutions in particular through resettlement options. Clinical management of rape (CMR) will continue to be made increasingly available in various health facilities as will legal expertise to support access to justice under the Personal Status Law and the recently adopted Law to Protect Women and all Members of the Family from Family Violence. Rehabilitation and reintegration, where safe and with the consent of the survivors, will remain priorities alongside resettlement.

Existing efforts to build capacities of the Government's and civil society actors' response will be further strengthened to address systemic bottlenecks and challenges. Similar to the SGBV sector, emphasis will be made to deliver a holistic multi-sectoral CP response package, ensuring timely and quality case management, including a continuum of care and access to specialized services (legal, medical, mental health and psychosocial support, temporary shelter, family and care-giver support). Where necessary, interventions will be required from other sectors, such as SGBV, health, education and livelihoods. Frontline statutory institutions such as the police and judiciary will be supported to ensure a coordinated response with other service providers. Building the capacities of relevant public institutions will be prioritized at the sub-national level.

The Protection sector recognizes that youth and adolescents are an age group at high risk across the different population cohorts, and require critical attention to develop a positive response and proactive engagement in education opportunities in order to meet their needs, aspirations and potential. Child marriage and the worst forms of child labour are two priorities identified for this group, as well as providing them with appropriate access to information, educational and vocational training and livelihoods opportunities. Service providers, in particular public ones, will be supported to respond to their specific needs.

A particular focus will be on adolescent girls who remain particularly vulnerable, as they are often out of school, isolated in their own home and exposed to early marriage, and are difficult for partners to access.

2.1 Sector Outcomes and Outputs

Throughout 2017-2020, the Protection sector will aim to achieve the following outcomes:

Outcome 1 - Persons displaced from Syria have their basic rights respected and fulfilled, and enjoy access to justice and have a valid legal residency

This outcome encompasses outputs and activities intended to improve the overall protection environment and address issues related to access to justice, as well as civil documentation and legal stay. Identification of individuals that meet the MoSA' humanitarian exceptions criteria will continue alongside protection interviews for displaced Syrians. Access to justice, civil status documentation, and legal stay will be provided through information sessions, individual legal counselling, legal assistance and representation in court, and administrative bodies. Some 300,000 persons displaced from Syria (including Palestine Refugees from Syria) and host communities will be reached on a yearly basis through these activities, with legal aid services benefitting both Lebanese and Palestine Refugees in Lebanon as well.

The protection environment and the strengthening of national systems will be supported through institutional support projects, capacity-building and protection monitoring visits to assess protection concerns in vulnerable localities.

Outcome 2 - Community-based interventions are strengthened to contribute more effectively to referral pathways, access to services, and the identification of vulnerabilities and protection concerns

This outcome recognizes the importance of the involvement of community members in helping identify the protection risks they face and contributing to solutions, when appropriate. Through this outcome, persons displaced from Syria and vulnerable host communities (including Palestine Refugees in Lebanon) in Lebanon, will be increasingly engaged in awareness-raising sessions on, among other things, available services in their community, life skills, good parenting and non-violent resolution of conflicts, safe referral of survivors of violence to specialized service providers, paying particular attention to persons with disabilities, older persons and/or their caregivers, and socially marginalized groups.

Outcome 3 - Access to protection and services is ensured to the most vulnerable women, girls, boys and men resettlement and other complementary forms of humanitarian pathways realized

Individual protection vulnerabilities and needs of persons displaced from Syria will be captured by

updating their profiles, and targeted protection services will be provided on an individual basis. 50,000 people with specific needs, including persons with disabilities and older persons, will benefit, through case management, from the provision of services, such as individual counselling, psychosocial support, health, legal support to access justice, shelter or material and financial assistance. In 2017, 16,700 displaced Syrians in Lebanon will be submitted for resettlement and other humanitarian admission programmes (HAP). These cases will consist of the most vulnerable refugees and those with serious protection concerns. In the next four years, the options and opportunities for complementary forms of admission to third countries will be increased, including through sponsorships, scholarships, family reunification programmes, and labour mobility schemes, with appropriate protection safeguards in place.

Outcome 4 - SGBV risks are reduced and access to quality services is improved

In 2017, 140,000 women, men, boys and girls from Syria and vulnerable Lebanese at risk of SGBV will benefit from safe, survivor-centered and multi-sectoral SGBV response services such as: individual counselling; referrals or direct provision of health, psychosocial and mental health, legal services, and shelter support; information on available services, including sexual and reproductive health, positive coping strategies, hygiene promotion and women's rights; skills-development and recreational activities; and emotional support groups. 250,000 community members will be actively engaged in helping address SGBV through awareness-raising and community-based initiatives. Support to local organizations and SDCs will be provided along with capacity building for 5,000 service providers and frontline workers to enhance national systems. The institutionalization of capacity building programmes for law enforcement officers will remain a key approach to system strengthening over the 2017-2020 period.

Outcome 5 – Boys and girls at risk and survivors of violence, exploitation and abuse have access to an improved and equitable prevention and response

Community-based and psychosocial support programmes will benefit 266,000 children and 347,500 caregivers. Some 30,700 children (persons displaced Syria, vulnerable Lebanese and Palestinians), including children living and working on the streets, children at risk or victims of child labour, will benefit from child prevention and response services such as psychosocial support services and life-skills training. 23,000 of these children will be referred, through appropriate case management systems, to specialized, including psychosocial, services.

2.2 Identification of sector needs and targets at the individual, institutional and geographical levels

Services and activities supported by protection partners,

and institutions, at individual and community levels, will benefit vulnerable Lebanese, persons displaced from Syria, and Palestinian host communities. Direct protection interventions will focus on persons with immediate legal or physical protection needs; women, men and children, as well as persons with disabilities and older persons at risk of violence, abuse and exploitation. Through awareness-raising sessions, protection monitoring visits, reception facilities, hotlines, outreach and capacity building activities, individuals in need have access to information about where to get help or can be directly referred to support services as needed.

Three types of institutions will be targeted for support and capacity-building initiatives and programmes, namely: Government institutions that manage the border or are responsible for civil and legal stay documentation (e.g. birth, marriage, death), such as the General Security Office, Internal Security Forces, Lebanese Armed Forces and the Public Security Department; local civil society actors; and the MoSA's SDCs.

The sector will work closely with the Ministries of Social Affairs, Interior and Municipalities, Justice, Education and Higher Education, Public Health and Labour. 57 SDCs have been selected in close collaboration with MoSA, within the 251 most vulnerable cadastres. Resources will be allocated to ensure adequate coverage of host communities, mostly through support to the MoSA SDCs. The 60 health facilities that will be supported through capacity-building and training on Clinical Management of Rape will be selected in close collaboration with the MoPH and the Clinical Management of Rape working group.

The situation of Lebanese returnees from Syria is difficult as most returned with few belongings, are unemployed and often reside in substandard shelters. In a recent survey, 40 percent of returnees said they intend to eventually move back to Syria. Also, recording, profiling and providing adequate assistance to Lebanese returnees will remain a priority.

Mainstreaming of conflict sensitivity, gender, youth, people with specific needs (PwSN)

Conflict Sensitivity

Protection partners will ensure conflict sensitivity mainstreaming in their programmes to mitigate risks of tension and increase respect for cultural diversity and non-violent communication. Partners will also invest in conflict sensitivity trainings for frontline workers, service providers, and gatekeepers (such as religious leaders, community leaders, and employers) that will build both understanding and capacities to implement conflict-sensitive programming. This will take into account both positive and negative impacts of interventions, and

includes risk analysis and participatory approaches.

Gender

Programming will continue to be gender-sensitive to address and meet the needs of different groups equitably, i.e. women and girls, men and boys. This entails interventions for specific persons at risk, such as those socially marginalized and discriminated on the basis of their gender, and older persons. Gender analyses and separate consultations with all demographic groups will be part of the methodology used to conduct assessments, along with protection monitoring visits and structured consultations with communities. Sex and age disaggregated data will be collected for protection, child protection and SGBV prevention and response activities. Training on key protection principles, including safe identification and referral of individuals

Total sector needs and targets 2017

Population Cohort	Total Population in Need	Targeted Population	No. of Female	No. of Male	No. of Children (0-17)	No. of Adolescent (10-17)	No. of Youth (18-24)
Lebanese	1,500,000	336,000	166,992	169,008	104,664	54,902	n/a
Displaced Syrians	1,500,000	1,500,000	780,000	720,000	804,000	286,500	154,500
Palestine Refugees from Syria	31,502	31,502	15,909	15,593	11,542	5,059	n/a
Palestine Refugees in Lebanon	180,690	20,000	10,100	9,900	7,624	3,680	n/a
GRAND TOTAL	3,212,192	1,887,502	973,001	914,501	927,830	350,142	154,500

Type of Institutions	Total	Targeted
Municipalities	1005	249
Primary Health Centers	102	35
Secondary Healthcare Centers/Hospitals	153	25
Schools	n/a	n/a
Water establishments	n/a	n/a
Social Development Centers	233	57
Central Ministries	23	6

at risk, will be conducted for frontline workers of health, shelter and food security sectors. The 2015 Inter-Agency Standing Committee Guidelines for Integrating Gender-Based Violence Interventions in Humanitarian Action will be contextualized and rolled-out in 2017 across all sectors of intervention of the Lebanon response, in order to support them in the implementation of effective risk mitigation measures in their programming. Special efforts will be made to support the active participation of women in community groups.

People with Specific Needs (PwSN)

The sector will continue to enhance inclusivity and non-discrimination of programmes and ensure all barriers – physical and those linked to capacities of service providers, are removed through capacity-building and necessary adjustments to programmes. Persons with disabilities will be consulted including through participatory assessments and their contribution reflected in programme design, implementation and monitoring. Social workers and other specialized service providers will be supported to ensure that attitudinal and communication barriers are addressed, and already existing specialized services are identified, strengthened and included in referral pathways. The sector will monitor accessibility to services for persons with disabilities in community-based activities through specialized sector partners.

Youth

Through consultations, protection activities and programmes will be adapted to ensure that the distinctive needs, concerns and expectations of youth are taken into account, and their active participation in community-based interventions addressing their needs promoted. Where possible, programmes will include youth in community groups. Child protection and SGBV programmes will include specific curricula for adolescents up to 17 years old to strengthen their protection from risks of child marriage and child labour, engagement in risky behaviours, and other protection concerns. These will include life-skills education (including conflict resolution, communication skills, stress, and anger management), sports for development, education on human and child rights, and technical skills (use of computers, language classes, literacy). Accessibility will be monitored through age-disaggregated indicators.

Inter-sector linkages

Shelter: The Protection Sector will continue supporting the Shelter sector to prioritize beneficiaries guided by protection criteria, and include referrals by protection partners of cases with protection concerns, including persons affected by evictions, at risk in their current housing and people with specific needs. Protection partners will advise on lease agreements that pay due consideration to housing, land and property rights, and rent-related security of tenure issues. The Protection

sector will provide protection, including gender-mainstreaming, guidance to the Shelter sector to ensure active participation of females and males and take into account the needs of people with specific needs, including female heads of households and women at risk. The Protection sector will continue ensuring that shelter frontliners are trained on safe identification and referrals of protection cases. Area profiling exercises and safety audits will take into consideration child and women friendly communal safe spaces including recreational spaces. The information collected relevant for protection will be shared for adequate intervention. Female and male members of the community groups will be available for consultation on appropriateness of shelter kits distributed in informal settlements and collective shelters. In addition, community groups will be trained in fire safety and receive equipment to help them improve their capacity to respond to fires should they occur in their shelters/sites.

Health and Protection sectors will continue to work closely to support health facilities in providing appropriate medical treatment to people with specific needs, including clinical management of rape for SGBV survivors, and to strengthen the capacity of frontline health workers in health facilities to safely identify and refer survivors of violence to adequate care and protection. Also, coordination between Protection and Health sectors aims at improving knowledge of referral pathways to access healthcare, including sexual and reproductive health, and addressing challenges related to access. Medical personnel will be trained on the clinical management of rape, and all medical and non-medical personnel will be trained to ensure the confidentiality, safety and respect of survivors receiving treatment, as well as safe identification and referrals.

Basic Assistance and Protection Sectors will continue to work closely to ensure protection-related trends, analysis and information are captured through regular household profiling and monitoring exercises, which will be carried out by the Basic Assistance sector. The information will be shared with the relevant protection sub-sectors in a systematic and timely manner. Protection will make use of the household profiling data to enhance protection targeting. In particular, concerted collaboration efforts will be made between the Protection and the SGBV/Child Protection sub-sectors and Basic Assistance to gather information and engage in efforts that will reduce the increasing negative trend of families withdrawing their children (boys and girls), from school due to economic reasons, and resorting to other negative coping mechanisms, such as early marriage. The two sectors will collaborate in order to establish a mechanism to facilitate referrals of persons with protection needs from protection partners.

Social Stability: The Protection and Social Stability sectors have established strong links to enhance the complementarity of community interventions through regular engagement in each of the sectors. The work of

protection partners with the displaced provide good entry points for social stability partners to facilitate cross-community contacts, and for host populations, including youth. Also, opportunities within existing structures, such as SDCs and Municipalities will be explored to further the two sectors' collaboration in issues related to social stability. The two sectors will further strengthen coordination to ensure collaboration and timely exchange of relevant research analysis and information of mutual concern to maximize the complementarity of their programmes, particularly in areas necessitating the diffusion of tension.

Education: The collaboration will continue between the Child Protection and SGBV sub-sectors and Education, given the importance of preventing children and adolescents from dropping out of school and to curb violence in schools. Ministry of Education and Higher Education's (MEHE) institutional capacity to promote a safe, child friendly and protective environment in schools will be strengthened through: the adoption and roll out of the child protection policy; referral mechanisms within the MEHE to properly detect and refer children at risk or victims of violence, abuse and exploitation; development and roll out of a psychosocial support package for school counsellors and teachers; and continued collaboration around the 'back-to-school campaigns' where out-of-school children and their parents will be encouraged to ensure that children are enrolled into school.

Livelihoods: Protection partners will assist in identifying people with specific needs, including women, adolescents and youth participating in psychosocial support activities, to be referred to the Livelihood sector for support. Livelihood programmes and their selection criteria and pre-requisites need to be utilized by Protection/CP/SGBV partners to facilitate access and provide preparatory support to persons in need of protection who could benefit from these livelihood programmes. As well, the Protection sector will be supporting the livelihood sector for the safe identification and referral of persons facing protection risks. In addition, strong collaboration between the **Protection** and Livelihoods sectors will be pursued to identify, mitigate and combat risks of violence, exploitation, and abuse in the workplace.

Food Security: Given the magnitude of child labour in Lebanon, Child Protection, Livelihoods and Food Security will continue working together on: generating knowledge for better programming and child labour advocacy in the agriculture sector; investing in capacity-building and train the trainers in child labour in the agriculture sector; and providing specific training on safe identification and referral pathways to service providers and line ministries. Referrals between the Food Security and Protection Sectors will continue at both field and national levels, using the inter-agency mechanism. Furthermore, building upon the momentum gained amongst the three sectors, concerted efforts will be made to support the National Steering Committee to further operationalize the National Action Plan to

Eliminate Worst Forms of Child Labour.

Water: Protection-specific concerns related to water and sanitation facilities captured through protection safety audits and assessments will be referred to the Water sector to ensure gender- and child-sensitive water and sanitation facilities are included in programming. Water, sanitation and hygiene promotion messages will be mainstreamed for women, youth and community based groups supported by the sector. Coordination of community-based approaches, including community groups, will strengthen linkages and collaboration between both sectors to improve community awareness, engagement and more responsible practices in relation to water, sanitation, and hygiene.

Endnotes

- i. UNHCR (2016), *Registration data*, as of 30 June.
- ii. Interagency Coordination & American University of Beirut (2015), *Profiling of Syrian Refugees in Lebanon*.
- iii. LCRP Inter-Agency (2016), Household Visit Questionnaire, Protection Sector Dashboard (January to August 2016).
- iv. Saint Joseph University (August 2014), *Survey on Perceptions of Syrian Refugees in Lebanon*.
- v. Chabaan, J. et al (2016), *Survey on the Socioeconomic Status of Palestine Refugees in Lebanon 2015*. American University of Beirut and United Nations Relief and Works Agency.
- vi. Saint Joseph University (August 2014), *Survey on Perceptions of Syrian Refugees in Lebanon*.
- vii. UNHCR, WFP, UNICEF (2016), *Vulnerability Assessment of Syrian Refugees 2016*
- viii. Chabaan, J. et al (2016), *Survey on the Socioeconomic Status of Palestine Refugees in Lebanon 2015*. American University of Beirut and United Nations Relief and Works Agency.
- ix. ILO, Save the Children, UNICEF and Ministry of Labour (January 2015), *Street based children in Lebanon: Profile and magnitude*.
- x. UNHCR, WFP, UNICEF (2016), *Vulnerability Assessment of Syrian Refugees 2016*.
- xi. National Poverty Targeting Programme (2016), data as of 31 October 2016.
- xii. UNRWA and American University in Beirut (2015), *Survey on the Socioeconomic Status of Palestine Refugees in Lebanon*.
- xiii. Hassan, G, ET. Al, Culture, Context and the Mental Health and Psychosocial Wellbeing of Syrians: A Review for Mental Health and Psychosocial Support staff working with Syrians Affected by Armed Conflict, UNHCR 2015. Available from <http://www.unhcr.org/55f6b90f9.pdf>
- xiv. Mines Advisory Group (2014), *Cluster Munition Contamination in Lebanon*.
- xv. IOM Lebanon (2015), *Returnees at Risk: Profiling Lebanese Returnees from the Syrian Arab Republic, Four years into the crisis*.
- xvi. LCRP Inter-Agency (2016), Gender-Based Violence Information Management System
- xvii. KAFA, UNFPA, and IPSOS (2016), *General Awareness of Family Violence in Lebanon: Perceptions and Behaviours of the Lebanese Public*.
- xviii. UNICEF/MOSA (2016) Baseline Survey; UNICEF (2006), MICS.
- xix. Caritas France (2016), *Trafficking in Human Beings in Conflict and Post-Conflict Situations; The Freedom Fund (2016), Struggling to Survive: Slavery and Exploitation of Syrian Refugees in Lebanon; Amnesty International (2016), 'I Want a Safe Place': Refugee Women from Syria Uprooted and Unprotected in Lebanon; ICMPD (2015), Assessment of the Impact of the Syrian War on Trafficking in Persons*.
- xx. UNICEF/MOSA (2016) *Baseline Survey*; UNICEF (2006), MICS.
- xxi. IRC (June 2015), *Street and Working Children Factsheet*.
- xxii. ILO, Save the Children, UNICEF and Ministry of Labour (January 2015), *Street based children in Lebanon: Profile and magnitude*.
- xxiii. UNICEF/MoSA (2016), *Baseline Survey*.
- xxiv. Women's Refugee Commission (July 2013), *Disability inclusion in the Syrian Refugee Response in Lebanon*.
- xxv. UNICEF/MoSA (2016), *Baseline Survey*.

Sector Logframe





Outcome 1: Persons displaced from Syria have their basic rights respected and fulfilled, and enjoy access to justice and have a valid legal residency

Indicator 1	Description	Means of Verification	Unit	Frequency																																																
Percentage of individuals with legal stay	The percentage of individuals who have legal residency out of the overall displaced Syrian population.	VASyR and Household Profile Questionnaire (HPQ). PRS survey and M&E visits	Percentage	Yearly																																																
<table border="1"> <thead> <tr> <th colspan="4">Lebanese</th> <th colspan="4">Displaced Syrians</th> <th colspan="4">Palestine Refugees from Syria (PRS)</th> <th colspan="4">Palestine Refugees in Lebanon (PRL)</th> </tr> <tr> <th>Baseline</th> <th>Target 2017</th> <th>Target 2018</th> <th>Target 2020</th> <th>Baseline</th> <th>Target 2017</th> <th>Target 2018</th> <th>Target 2020</th> <th>Baseline</th> <th>Target 2017</th> <th>Target 2018</th> <th>Target 2020</th> <th>Baseline</th> <th>Target 2017</th> <th>Target 2018</th> <th>Target 2020</th> </tr> </thead> <tbody> <tr> <td>N/A</td> <td>N/A</td> <td></td> <td></td> <td>40%</td> <td>50%</td> <td>60%</td> <td>N/A</td> <td>N/A</td> <td>Data Needed</td> <td></td> <td></td> <td>N/A</td> <td>N/A</td> <td></td> <td></td> </tr> </tbody> </table>					Lebanese				Displaced Syrians				Palestine Refugees from Syria (PRS)				Palestine Refugees in Lebanon (PRL)				Baseline	Target 2017	Target 2018	Target 2020	Baseline	Target 2017	Target 2018	Target 2020	Baseline	Target 2017	Target 2018	Target 2020	Baseline	Target 2017	Target 2018	Target 2020	N/A	N/A			40%	50%	60%	N/A	N/A	Data Needed			N/A	N/A		
Lebanese				Displaced Syrians				Palestine Refugees from Syria (PRS)				Palestine Refugees in Lebanon (PRL)																																								
Baseline	Target 2017	Target 2018	Target 2020	Baseline	Target 2017	Target 2018	Target 2020	Baseline	Target 2017	Target 2018	Target 2020	Baseline	Target 2017	Target 2018	Target 2020																																					
N/A	N/A			40%	50%	60%	N/A	N/A	Data Needed			N/A	N/A																																							

Indicator 2	Description	Means of Verification	Unit	Frequency																																																
Number of individuals referred for provision of services	The number of individuals referred for provision of services and who received assistance.	Referral Database on Activity Info	Number of referrals	Bi-Yearly																																																
<table border="1"> <thead> <tr> <th colspan="4">Lebanese</th> <th colspan="4">Displaced Syrians</th> <th colspan="4">Palestine Refugees from Syria (PRS)</th> <th colspan="4">Palestine Refugees in Lebanon (PRL)</th> </tr> <tr> <th>Baseline</th> <th>Target 2017</th> <th>Target 2018</th> <th>Target 2020</th> <th>Baseline</th> <th>Target 2017</th> <th>Target 2018</th> <th>Target 2020</th> <th>Baseline</th> <th>Target 2017</th> <th>Target 2018</th> <th>Target 2020</th> <th>Baseline</th> <th>Target 2017</th> <th>Target 2018</th> <th>Target 2020</th> </tr> </thead> <tbody> <tr> <td></td> <td></td> <td></td> <td></td> <td>No baseline established yet since the database was just set up</td> <td>20,000</td> <td>30,000</td> <td></td> <td></td> <td>7,172</td> <td></td> <td></td> <td></td> <td></td> <td></td> <td></td> </tr> </tbody> </table>					Lebanese				Displaced Syrians				Palestine Refugees from Syria (PRS)				Palestine Refugees in Lebanon (PRL)				Baseline	Target 2017	Target 2018	Target 2020	Baseline	Target 2017	Target 2018	Target 2020	Baseline	Target 2017	Target 2018	Target 2020	Baseline	Target 2017	Target 2018	Target 2020					No baseline established yet since the database was just set up	20,000	30,000			7,172						
Lebanese				Displaced Syrians				Palestine Refugees from Syria (PRS)				Palestine Refugees in Lebanon (PRL)																																								
Baseline	Target 2017	Target 2018	Target 2020	Baseline	Target 2017	Target 2018	Target 2020	Baseline	Target 2017	Target 2018	Target 2020	Baseline	Target 2017	Target 2018	Target 2020																																					
				No baseline established yet since the database was just set up	20,000	30,000			7,172																																											









Outcome 2: Community-based interventions are strengthened to contribute more effectively to referral pathways, access to services, and the identification of vulnerabilities and protection concerns.





Indicator 1	Description	Means of Verification	Unit	Frequency																																																
Percentage of community-based mechanisms addressing common issues between communities	Community-based mechanisms refer both to OVs, community focal points, para-legal and other individual protection volunteers; as well as to groups of individuals. 1 mechanism = 1 volunteer or 1 group.	Activity Info, project monitoring reports and tracking of projects and initiatives	Percentage	Yearly																																																
<table border="1"> <thead> <tr> <th colspan="4">Lebanese</th> <th colspan="4">Displaced Syrians</th> <th colspan="4">Palestine Refugees from Syria (PRS)</th> <th colspan="4">Palestine Refugees in Lebanon (PRL)</th> </tr> <tr> <th>Baseline</th> <th>Target 2017</th> <th>Target 2018</th> <th>Target 2020</th> <th>Baseline</th> <th>Target 2017</th> <th>Target 2018</th> <th>Target 2020</th> <th>Baseline</th> <th>Target 2017</th> <th>Target 2018</th> <th>Target 2020</th> <th>Baseline</th> <th>Target 2017</th> <th>Target 2018</th> <th>Target 2020</th> </tr> </thead> <tbody> <tr> <td></td> <td></td> <td></td> <td></td> <td></td> <td>30% of 1424</td> <td>40% of 1424</td> <td></td> <td></td> <td></td> <td></td> <td></td> <td></td> <td></td> <td></td> <td></td> </tr> </tbody> </table>					Lebanese				Displaced Syrians				Palestine Refugees from Syria (PRS)				Palestine Refugees in Lebanon (PRL)				Baseline	Target 2017	Target 2018	Target 2020	Baseline	Target 2017	Target 2018	Target 2020	Baseline	Target 2017	Target 2018	Target 2020	Baseline	Target 2017	Target 2018	Target 2020						30% of 1424	40% of 1424									
Lebanese				Displaced Syrians				Palestine Refugees from Syria (PRS)				Palestine Refugees in Lebanon (PRL)																																								
Baseline	Target 2017	Target 2018	Target 2020	Baseline	Target 2017	Target 2018	Target 2020	Baseline	Target 2017	Target 2018	Target 2020	Baseline	Target 2017	Target 2018	Target 2020																																					
					30% of 1424	40% of 1424																																														

Indicator 2	Description	Means of Verification	Unit	Frequency
Percentage of referrals of vulnerable individuals or households coming from members of community-based mechanisms	Denominator would be all referrals recorded by the reporting agency, and the numerator would be all referrals made by supported community-based mechanisms (i.e. identified and referred directly by community rather than staff of the agency).	RAIS, should include the option of referral from community mechanisms	Percentage	Yearly
 Lebanese	 Displaced Syrians	 Palestine Refugees from Syria (PRS)	 Palestine Refugees in Lebanon (PRL)	
Baseline: Target 2017 Target 2018 Target 2020	Baseline: Target 2017 Target 2018 Target 2020	Baseline: Target 2017 Target 2018 Target 2020	Baseline: Target 2017 Target 2018 Target 2020	Baseline: Target 2017 Target 2018 Target 2020
	25% of 18,000. This is applicable for all population and not just Syrians	35% of 18,000. This is applicable for all population and not just Syrians		





Outcome 3: Access to Protection and Services is Ensured to the Most Vulnerable Women, Girls, Boys and Men and Resettlement/Other Form of Humanitarian Pathways Realized





131

Indicator 1	Description	Means of Verification	Unit	Frequency
Specific needs/vulnerabilities assessed and identified	Information available on the needs of the most vulnerable women, girls, boys and men	ProGres, RAIS, Activity Info, assessments and studies	Individuals	Quarterly
 Lebanese	 Displaced Syrians	 Palestine Refugees from Syria (PRS)	 Palestine Refugees in Lebanon (PRL)	
Baseline: Target 2017 Target 2018 Target 2020	Baseline: Target 2017 Target 2018 Target 2020	Baseline: Target 2017 Target 2018 Target 2020	Baseline: Target 2017 Target 2018 Target 2020	Baseline: Target 2017 Target 2018 Target 2020
N/A N/A	34,000 35,000	N/A N/A	N/A N/A	
Indicator 2	Description	Means of Verification	Unit	Frequency
Support to persons with specific needs provided	Percentage of persons with specific needs identified who receive support, including case management	Partners reports of individuals with specific needs assisted, - divided by - number of people who have specific needs according to VaSyR 2016 data, RAIS, Activity Info, Assessment and Studies	Percentage	Quarterly
 Lebanese	 Displaced Syrians	 Palestine Refugees from Syria (PRS)	 Palestine Refugees in Lebanon (PRL)	
Baseline: Target 2017 Target 2018 Target 2020	Baseline: Target 2017 Target 2018 Target 2020	Baseline: Target 2017 Target 2018 Target 2020	Baseline: Target 2017 Target 2018 Target 2020	Baseline: Target 2017 Target 2018 Target 2020
N/A N/A	100% 100%	N/A N/A	N/A N/A	

Indicator 3	Description				Means of Verification				Unit	Frequency					
Number of individuals resettled	Individuals who benefitted from resettlement procedures and were able to depart				ProGres				Individuals	Monthly					
 Lebanese	 Displaced Syrians				 Palestine Refugees from Syria (PRS)				 Palestine Refugees in Lebanon (PRL)						
Baseline:	Target 2017	Target 2018	Target 2020	Baseline:	Target 2017	Target 2018	Target 2020	Baseline:	Target 2017	Target 2018	Target 2020	Baseline:	Target 2017	Target 2018	Target 2020
	N/A	N/A			12,000	13,000			N/A	N/A			N/A	N/A	





Outcome 4: SGBV risks are reduced and access to quality services is improved

Indicator 1	Description				Means of Verification				Unit	Frequency					
Percentage of women aged 20 to 24 who are married before age 18	Standard MICS indicator on Child Marriage targeting women aged 20 to 24 who are married before age 18. The indicator will be measured every two years. By 2018, a reduction of 12% of the baseline in targeted communities is expected. By 2020, a reduction of 20% in targeted communities is expected				MICS 2018, 2020				Percentage	Every two years					
 Lebanese	 Displaced Syrians				 Palestine Refugees from Syria (PRS)				 Palestine Refugees in Lebanon (PRL)						
Baseline:	Target 2017	Target 2018	Target 2020	Baseline:	Target 2017	Target 2018	Target 2020	Baseline:	Target 2017	Target 2018	Target 2020	Baseline:	Target 2017	Target 2018	Target 2020
6%	N/A	5.3%	4.8%	41%	N/A	36.1%	32.8%	25%	N/A	22%	20%	12%	N/A	10.6%	9.6%





Indicator 2	Description				Means of Verification				Unit	Frequency					
Percentage of women and girls aged 15 to 49 who state that a husband is justified in hitting or beating his wife	Standard MICS indicator used to assess the attitudes of women aged 15 to 49 towards wife-beating by asking the respondents whether husbands are justified to hit or beat their wives in a variety of situations, including (i) goes out without telling him, (ii) neglects the children, (iii) argues with him, (iv) refuses sex with him, and (v) burns the food. The purpose of these questions is to capture the social justification of violence (in contexts where women have a lower status in society) as a disciplinary action when a woman does not comply with certain expected gender roles. By 2018, a reduction of %12 of the baseline in targeted communities is expected. By 2020, a reduction of %20 in targeted communities is expected				MICS 2020 ,2018				Percentage	Every two years					
 Lebanese	 Displaced Syrians				 Palestine Refugees from Syria (PRS)				 Palestine Refugees in Lebanon (PRL)						
Baseline:	Target 2017	Target 2018	Target 2020	Baseline:	Target 2017	Target 2018	Target 2020	Baseline:	Target 2017	Target 2018	Target 2020	Baseline:	Target 2017	Target 2018	Target 2020
5.9%	N/A	5.2%	4.7%	10%	N/A	8.8%	8%	5%	N/A	4.4%	4%	11%	N/A	9.7%	8.8%

Outcome 5: Boys and girls at risk and survivors of violence, exploitation and abuse have access to an improved and equitable prevention and response

Indicator 1	Description	Means of Verification	Unit	Frequency
Percentage of children aged 1 to 14 who experience violent disciplinary practices	UNICEF Multi-Indicator Cluster Survey, Indicator 8.3 Numerator: Number of children aged 1 to 14 who experienced psychological aggression or physical punishment during the last one month Denominator: Total number of children aged 1 to 14 years	MICS 2020 & 2018	Percentage of children	Bi-annually

 Lebanese				 Displaced Syrians				 Palestine Refugees from Syria (PRS)				 Palestine Refugees in Lebanon (PRL)			
Baseline	Target 2017	Target 2018	Target 2020	Baseline	Target 2017	Target 2018	Target 2020	Baseline	Target 2017	Target 2018	Target 2020	Baseline	Target 2017	Target 2018	Target 2020
57%			40%	65%			45%	77%			45%	82%			45%

Indicator 2	Description	Means of Verification	Unit	Frequency
Percentage of children aged 5 to 17 engaged in child labour	UNICEF Multi-Indicator Cluster Survey, Indicator 8.2 Numerator: Number of children aged 5 to 17 who are involved in child labour Denominator: Total number of children aged 5 to 17	MICS 2018 & 2020	Percentage of children	Bi-annually





 Lebanese				 Displaced Syrians				 Palestine Refugees from Syria (PRS)				 Palestine Refugees in Lebanon (PRL)			
Baseline	Target 2017	Target 2018	Target 2020	Baseline	Target 2017	Target 2018	Target 2020	Baseline	Target 2017	Target 2018	Target 2020	Baseline	Target 2017	Target 2018	Target 2020
6%			3.6%	7%			4.5%	4%			4.5%	5%			4.5%

Indicator 3	Description	Means of Verification	Unit	Frequency
Number of operational BID panels (strengthened case management system)	UNHCR	UNHCR records	Number of BID panels (target: 4)	Annually

National Level

Baseline	Target 2017	Target 2018	Target 2020
100%			4%

Indicator 4	Description	Means of Verification	Unit	Frequency
Percentage of children (boys and girls) who reported an improvement in their psychosocial wellbeing as measured through the SDQ	Children enrolled in PSS programmes who report an increase in their wellbeing based on SDQ carried out in PSS activities	SDQ administered in PSS programmes	Percentage of children	Semi-annual

 Lebanese				 Displaced Syrians				 Palestine Refugees from Syria (PRS)				 Palestine Refugees in Lebanon (PRL)			
Baseline	Target 2017	Target 2018	Target 2020	Baseline	Target 2017	Target 2018	Target 2020	Baseline	Target 2017	Target 2018	Target 2020	Baseline	Target 2017	Target 2018	Target 2020
80%	80%	80%		45%	45%	45%	4.5%		80%	80%	80%	80%	80%	80%	80%



SHELTER SECTOR

PEOPLE IN NEED



PEOPLE TARGETED



REQUIREMENTS(US\$)



PARTNERS



GENDER MARKER



CONTACTS

LEAD MINISTRY
Ministry of Social Affairs (MoSA)

Aimee Karam
karam.aimee@gmail.com

COORDINATING AGENCIES

UNHCR and UN Habitat

Ahmad Kassem
kassama@unhcr.org

Nico Hartz
nikolaus.hartz@unhabitat.org

SECTOR OUTCOMES

Outcome #1 \$127.4 m

Vulnerable population groups have access to affordable shelter conditions at minimum standards

Indicators

Percentage of vulnerable population groups having access to affordable shelter conditions at minimum standards

Number of vulnerable people protected against hazards in exposed settlements and shelters

Number of vulnerable displaced people in temporary shelters maintained at livable conditions

Outcome #2 \$1.29 m

The shelter sector response is strengthened through an enhanced level of coordination, collaboration, and contribution of national institutions, local authorities and Lebanese NGOs

Indicators

Percentage of national institutions, local authorities and NGOs assisting the shelter response

POPULATION BREAKDOWN

POPULATION COHORT	PEOPLE IN NEED	PEOPLE TARGETED	Gender Split	
			51% Female	49% Male
Lebanese	154,596	77,298	39,421	217,904
Displaced Syrians	580,579	444,704	226,799	217,904
Palestine Refugees from Syria	7,000	7,000	3,570	3,430
Palestine Refugees in Lebanon	7,000	7,000	3,570	3,430

Situation analysis and context

1.1 Overview

There are currently 1.01 million persons registered as refugees with UNHCR.ⁱ Since early 2015, Lebanese border regulations regarding onward travel stabilized the flow of persons into and out of the country. Pending a political solution to the Syrian crisis, the population is assumed to remain stable.¹

Displaced Syrians and persons registered as refugees by UNHCR live across the country in rural, semi-urban and urban areas. 44 percent² of persons registered as refugees by UNHCR live in governorates bordering Syria: Akkar, Bekaa, Baalbek-Hermel, often in informal settlements. However, in the other five governorates, the overwhelming majority live in residential and non-residential buildings in suburban regions and in urban areas in and around the main cities of Tyre, Saida, Tripoliⁱⁱ and particularly in the urban municipalities of Greater Beirut.³ The displaced population resides within existing, often densely populated communities, where they are less visible than those living in informal settlements. The Palestine Refugees from Syria are hosted by Palestine Refugees in Lebanon in their congested camps, adjacent areas and informally built gatherings.

As the crisis becomes protracted, the socio-economic situation of many worsens. 70 percent of the displaced Syrian householdsⁱⁱⁱ and the entire population of Palestine Refugees from Syria are severely or highly economically vulnerable. The number of vulnerable Lebanese living below the poverty rises. The combined concurrence of the limited job and housing markets and scarce basic services (e.g. water, electricity), which are further stretched by the high influx of displaced Syrians, increases the threat of tensions between displaced populations and hosting communities.

This increasingly vulnerable displaced population experiences difficulty in covering the costs of rent within a limited low-cost-housing market that cannot match demand neither in quantity nor quality.^{iv} Displaced Syrians who cannot afford their rent (average: \$189 / month)^v sometimes only cover part of the rent cost. This can lead to accumulated debt with the landlord which endangers their security of tenure and increases their risk of eviction.⁴ The economic situation of these vulnerable groups force them to reside in hazardous, inadequate or overcrowded shelter conditions.

(1) Contingency measures are taken to be prepared in case of a major influx of Syrians into Lebanon or even vice-versa. In case of a major change of the Syrian Crisis that affects the situation of displaced Syrians in Lebanon, the shelter sector will update/revise its strategy if required.

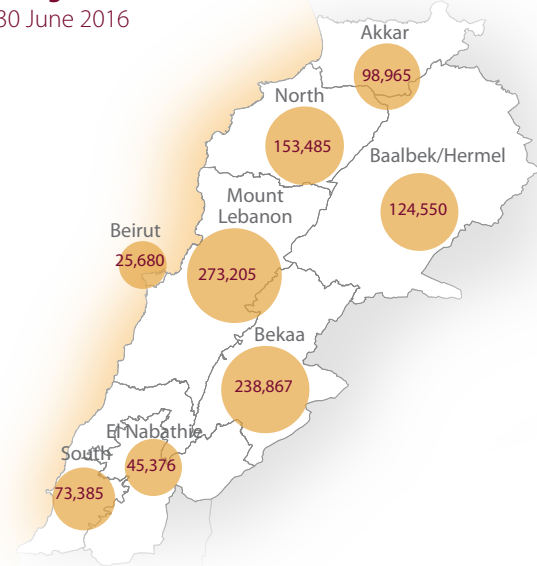
(2) In reference to the total (100%) of the Syrian registered refugees as per October 2016 (1'010'000)

(3) City of Beirut constitutes an own Governorate; neighbouring municipalities belong, administratively, to the Governorate of Mount Lebanon.

(4) In 2016, as in 2015, several thousand Syrian refugees were evicted from informal settlements located too closely to the main roads linking the cities with the border of Syria, especially in the Governorate of the North and the Bekaa. In the framework of an established referral system, the most vulnerable, who could not be sheltered otherwise, were referred by the Protection and other sectors to the Shelter sector to find alternate shelter.

UNHCR Registered Syrian Refugees in Lebanon

30 June 2016



1.2 Shelter needs and challenges

Whilst the majority of the displaced Syrians continue to reside in the same location, one family out of eight changed their shelter location in the last six months for three main reasons:⁵ non-affordable rent, eviction or threat of eviction, and unacceptable shelter conditions. It is very likely that many of them are not in a position to change their shelter for the better, but are forced to reside in less costly shelters in less appropriate conditions.

Displaced Syrians are living throughout the country, in rural, semi-urban and urban areas, primarily in residential buildings (71 percent) that are often overcrowded or in poor condition. They also live in non-residential structures (12 percent), such as garages or workshops, or in temporary makeshift shelters in informal settlements (17 percent), where an important part (29 percent) of the female-headed households is forced to live, whilst only 15% of the male-headed households have to live in such very substandard makeshift shelters in these settlements.⁶

Non-residential buildings and makeshift shelters in informal settlements are generally not appropriate for living and cannot be sustainably upgraded for residential purposes. Residential shelters are classified as inadequate⁷ for two main reasons: (a) overcrowded conditions when the size of the household living space is too small; or (b) "bad" conditions: the shelter is below standard in many forms: structurally dangerous, in need of urgent repair, is substandard for other reasons, lacking water, electricity or sanitation facilities (inadequate

(5) 12.5% of persons registered as refugees by UNHCR moved in the last 6 months. Primary reasons (in percentage of all registered Syrians) are exposed to high cost of rent (4.1%), threat of eviction (2.5%), shelter conditions not acceptable (2.2%), other reasons (3.7%).

(6) Only 61 percent of the female-headed households live in residential buildings, whilst the ratio for male-headed households is 73 percent.

(7) Inadequate: the shelter condition is not complying with the minimal humanitarian shelter standard (reference: SPHERE, UNHCR Handbook).

especially for women and girls). The shelter situation is strongly inadequate when households have to simultaneously cope with both overcrowding and poor structural conditions.

1.3 Progress in 2016⁸

With the Shelter sector funded at 40 percent in October 2016, the shelter assistance of the targeted needs in the informal settlements reached more than 51 percent. In addition, more than 50,000 displaced Syrians benefited from the improvement of the site in their informal settlement and have received materials and trainings on the use of fire kits. Many agencies continue their well established, well-funded and well visible activities there. However, in the first nine months of this year, only 27 percent of the sector targets outside informal settlements were reached. With regards to the stabilization activities, in particular repair and rehabilitation of substandard shelters, the sector target was met by 29 percent –mainly in the governorates of the North, the South and Nabatieh, where apartments can be upgraded to a minimum standard with affordable costs and homeowners agree to extend the lease agreements under the same terms and conditions. But in the urbanized areas of Beirut and surrounding Mount Lebanon, the increasing financially and technically challenging shelter needs in substandard buildings have not yet been met by more than 10 percent of the target set for 2016. The sector's capacity in this area must be strengthened by increased funding for more agencies to address, in a comprehensive way, the many shelter challenges and needs to be addressed in the governorates of Beirut and Mount Lebanon.

Overall sector strategy

The overarching aim of the Shelter sector is to temporarily halt the deterioration of shelter conditions for vulnerable people and to sustainably upgrade the shelter conditions of inadequate dwellings to the minimum standard.

The sector primarily targets to assist the shelter needs of displaced Syrians, persons registered with UNHCR as refugees and of Palestine Refugees from Syria, but also of other vulnerable, hosting populations, e.g. of the Palestine Refugees in Lebanon and of the Lebanese communities living under the poverty line,⁹ accordingly contributing in decreasing potential tensions between different vulnerable groups over assistance.

The Shelter sector will continue monitoring changes in context and will adapt its strategy in response to the emerging needs. However, the overall shelter situation did not significantly change in the last two years. The main objective remains to shift the shelter assistance from merely reactive to acute shelter needs towards efforts to stabilize the low-cost housing market so that a larger part of the vulnerable persons displaced from Syria, as well as the host community, have better access to affordable and available shelter options of a minimum

standard. For this, the Shelter sector will continue to identify the needs, review its guidelines and improve its assistance. International shelter agencies contribute their experience and local authorities and organizations their familiarity with the local context to this discussion, which fosters ongoing activities and opens up options for further ones.

The Shelter sector will, in the framework of the overall guidelines for the LCRP and according to well established standards, apply the following principles in the implementation of its strategy:

1. Inclusion: The sector shall primarily target the shelter needs of the displaced populations but shall also assist, within its capacity, the most shelter and socio-economic vulnerable of the hosting communities.
2. Balanced: The volume of the assistance shall be balanced between the temporary response to acute needs in informal settlements and in non-residential buildings - and the more comprehensive assistance to stabilize the shelter situation in substandard residential buildings. The assistance shall shift, over the years, to the latter.
3. Targeted and tailored assistance, as assessed on site, to encounter the specific shelter needs of the vulnerable.
4. Sustainable and cost-efficient measures to avoid repetitiveness and ensure effective improvement.
5. Coordinated shelter assistance mainstreamed primarily with local authorities, communities and landlords.
6. Gender marker: the assistance takes into account the specific needs of women, girls, boys and men.
7. Regularly monitored to target the people most in need and shall be evaluated to ensure it achieves its goals.

For 2017, the Shelter sector, with the partnership of local authorities and national organizations, will assist:

- Displaced Syrians living in temporary shelters to maintain to withstand adverse weather conditions.
- Displaced Syrians and hosting communities by repairing or rehabilitating their shelters up to minimum standard.

To achieve the mentioned aims, this shelter strategy is characterized by two main pillars:

- Address shelter needs with temporary and stabilizing assistance, combined with supporting the security of tenure of the assisted households.
- Foster partnership with local authorities, national organizations and communities.

Address shelter needs with temporary and stabilizing assistance, combined with supporting the security of

(8) Inter-Agency Activity Info: shelter activities reported until September 2016

(9) MoSA: NPTP.

tenure of the assisted households.

The sector balances assistance between:

- (a) immediate assistance to meet acute needs of those displaced living in degraded temporary shelters;
- (b) sustainable stabilization-oriented assistance to upgrade residential buildings and secure tenure.

Humanitarian assistance securing protection against weather, fire and other hazards

Almost one third of the displaced Syrians are forced to reside in non-residential buildings and low standard makeshift shelters in informal settlements, where the often hazardous conditions can only be mitigated temporarily. The sector will continue to address urgent shelter needs in informal settlements and non-residential buildings through weatherproofing, site improvements and other temporary solutions. The people in such locations will also receive training and awareness raising sessions to reduce the threat of fire, flooding, and other hazards. As the Syrian crisis continues, better solutions for the structure of the shelters and sites must be found.¹⁰

Stabilizing assistance enabling sustainable shelter upgrades

Residential buildings that are currently below minimum standards but which are structurally safe shall be upgraded to a minimum standard through repair and rehabilitation. These interventions contribute positively to the housing market, also for landlords, while also improving security of tenure specifically for displaced Syrians. Rehabilitation interventions for the displaced population are linked with a lease agreement for one or several years, with a longer lease period wherever possible. The same objectives can also be achieved through contributing to cover the rent costs when appropriate (Cash for Rent).¹¹ These standard shelter interventions can be accompanied by further forms of shelter assistance targeting the improvement of common areas of buildings.¹²

Security of Tenure and HLP rights

In Lebanon, a middle-income country, access to affordable shelter conditions at minimum standard is often prevented by rental costs. Addressing these cost related challenges lies either in the provision of increased opportunities for income generating or in the provision of financial support to meet these expenditures. The Shelter sector can contribute to this aspect by strengthening security of tenure by linking shelter assistance to lease agreements and by providing cost-efficient, targeted assistance that does not lead to increased rent for beneficiaries. Moreover, security

(10) The Shelter sector is working to better tailor assistance to needs in informal settlements and provide longer lasting materials in order to reduce repetitive assistance and overall cost, with the goal of channelling a higher percentage of the limited funds to more sustainable stabilization efforts.

(11) This has been coordinated between the Core Groups of the sectors of Basic Assistance and of Shelter in September 2016.

(12) E.g. to clear off debris material, to secure a safe access, to light the staircases, to mitigate the leaking of the walls, to set up water tanks on the roof and to seal exposed parts of the façade.

of tenure is strengthened by raising the awareness of tenants of their rights and by promoting a written lease agreement with the landlord.

Foster partnership with local authorities and national organizations

A comprehensive, longer lasting response to shelter needs in areas of social tensions is sought through active engagement of local authorities and national organizations and other stakeholders that are familiar with the local situation.¹³ The Shelter sector cooperates with these local authorities and national organizations to elaborate, pilot and implement shelter initiatives and intends to foster their contribution to the response through building up their shelter related capacity.

One of the areas to foster the collaboration with local authorities, national organizations, communities and other sectors¹⁴ is the assessment of shelter needs within the profiles of (poor) neighbourhoods, mainly in the urban context with precarious shelter conditions and overstretched use of basic services.¹⁵

2.1 Sector Outcomes and Outputs

The Shelter strategy shall be implemented through two sector outcomes addressing primarily the persons displaced from Syria and, in a wider sense, their hosting communities. This strategy will be achieved in a multi-pronged way by the sector's international and national partners, coordinated with local authorities and national organizations.

Outcome 1 - Vulnerable population groups have access to affordable shelter conditions at minimum standards

The general outcome shall be achieved by three specific outputs that directly relate to improving the different shelter situations encountered in the field. All three outputs and the respective activities can all be measured by the same type of indicator: the number of individuals benefiting from the accomplishments of each of the specific activities.

Output 1.1 - Temporary shelters hosting vulnerable displaced population are maintained at liveable conditions.

The acute shelter needs of vulnerable displaced Syrians that are forced to reside in temporary shelters shall be targeted, mainly within informal settlements, but also in substandard non-residential buildings that cannot be upgraded to shelter conditions at the minimum standard. The shelter assistance in the named shelters and settlements shall only be of temporary nature. Blanket approach shall be replaced by tailored assistance using longer lasting materials and techniques including

(13) Includes NGOs and organizations of the Lebanese civil society, e.g. religious, social, non-profit commercial organizations and private companies with non-profit components.

(14) In collaboration with other sectors, namely Water, Social Stability and Basic Assistance.

(15) Partners plan to profile neighbourhoods in / around the major cities of Lebanon, e.g. UN-Habitat is profiling, this and next year, neighbourhoods in / around the cities of Tripoli, Beirut, Saida, Tyre, Baalbek and Zahle.

insulation and floor raising kits.¹⁶ Displaced Syrians living in collective shelters will also be assisted through maintenance packages for their shelters and common areas and WASH facilities. Interventions in collective shelters are limited to maintenance until shelter conditions at minimum standards are identified.

In case of a new influx or significant change in the context, the sector will assist a larger number of displaced Syrians by providing advice to relevant authorities on the locations and the setting up of temporary shelters and will provide the necessary material support to that extent.

Output 1.2 - Affordable shelters at minimum standards are made available for vulnerable displaced Syrians primarily, and to the extent possible for the most vulnerable Lebanese in the hosting communities.

Interventions include (without impacting rental cost):

- Repairs: applying durable solutions that ensure the adequacy of the improved shelters is maintained
- More comprehensive rehabilitation for sustainable upgrading of the shelter to a lasting, appropriate standard
- Strengthening the security of tenure by applying and extending lease agreements
- Cash for Rent (in case this type of assistance proves to be the best form of assistance) to respond rapidly to emergencies or to bridge financial gaps to cover the rent of minimum standard shelters.

These types of shelter assistances focus on household level. They will be complemented by interventions targeting common areas within substandard residential buildings, including: repairing roof leakages, installing water tanks, providing lighting at entrances or improving or repairing broken staircases.

Output 1.3 - Vulnerable populations are protected against hazards in exposed settlements and shelters

Unforeseen events, like flooding, fire risks and other hazards, shall be mitigated by preparedness and risk reduction interventions: site improvement of informal settlements, distribution of fire-fighting kits, trainings to raise awareness and preparedness in case of such events.

Outcome 2 - The Shelter sector response is strengthened through an enhanced level of coordination, collaboration and contribution of local authorities and national organizations¹⁷

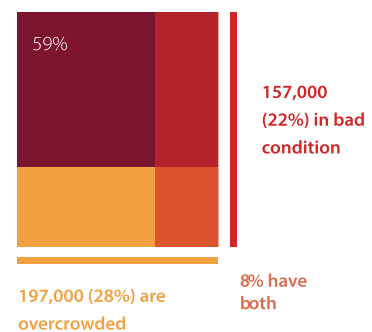
The outcome is measured by Unions of Municipalities and national organizations that will contribute in the

shelter response at different levels.¹⁸ The Shelter sector will initiate discussions with local authorities and national organizations to explore the most adequate avenues for their engagement in the forthcoming years.

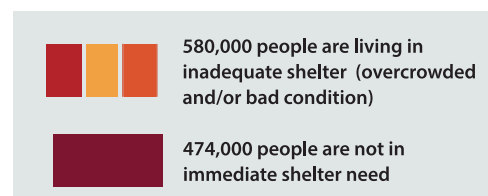
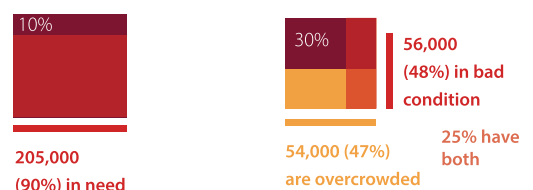
Output 2.1 - Local authorities and national organizations increasingly contribute to the shelter response.

The Shelter sector invites these entities to contribute actively within the shelter response, especially as the Syrian crisis could continue to impact Lebanon over a longer period. The Shelter sector shall contribute to this output by strengthening, if required, the shelter related capacity of these organizations; by inviting them to share their expertise and by sharing with them shelter related information based on assessments or profiles, e.g. of urban neighbourhoods.

711,000 people in residential buildings¹



227,000 people in informal settlements² 156,000 people in non-residential buildings¹



¹ Estimate based on 2016 VASyR and UNHCR registration figures as of 30 June 2016
² IAMP and Medair 2016 assessment

(16) In informal settlements, weatherproofing assistance shall be provided as per the shelter needs ranging from light plastic sheeting kits to heavier kits composed of plastic sheets, wooden structures and partitions. Floor raising kits consist of panels made of wood or other recyclable material installed on the ground to protect from humidity and other potential hazards.

(17) This includes NGOs and organizations of the Lebanese civil society, e.g. religious, social, non-profit commercial organizations and private companies with non-profit components.

(18) Measured by the degree of involvement, contribution and participation, e.g. national NGOs co-implementing shelter activities in neighbourhoods, networks with local shelter stakeholders, contributions in Temporary Technical Committees (TCC), # of witnessed lease agreements by municipalities.

Firstly, the sector promotes three specific shelter related activities to achieve this output:

- Enhance the shelter related capacity of local authorities and national organizations to engage more actively in the shelter response. Experienced shelter partners will enhance the capacity mainly through trainings of staff (three per entity) of some 30 Unions of Municipalities and 10 national organizations.¹⁹
- Jointly elaborate, pilot and implement further shelter initiatives, in partnership with local authorities and national organizations.
- Contribute to the profiling of neighbourhoods, especially in poor urban context highly affected by the Syrian crisis, to improve the identification and targeting of vulnerable populations, including their shelter needs.

2.2 Identification of sector needs and targets at the individual/HH, institutional and geographical level

The Shelter sector targets to assist in 2017 the shelter needs of some 536,000 individuals of different cohorts.

Displaced Syrians

In 2017, the Shelter sector will focus on improving the physical conditions of substandard shelters. However, people living in shelters that are overcrowded but that are otherwise in accordance with minimum standards shall not be targeted. The assistance focuses on those 40 percent registered by UNHCR that are living in critically substandard physical shelter conditions in residential and non-residential buildings and in informal settlements. In addition, the sector specifically targets those two and a half percent of the persons registered as refugees by UNHCR that are under potential threat of eviction. The targeted needs of 444,704 displaced Syrians are calculated as follows:

- 205,020 individuals with tailored shelter needs encountered in informal settlements;²⁰
- 157,853 individuals (15 percent of the displaced Syrians)²¹ living in inadequate²² shelter conditions in residential buildings;
- 55,982 individuals (10 percent of the displaced Syrians) living in inadequate shelter conditions in non-residential buildings;
- 25,869 individuals (two and a half percent of the displaced Syrians) threatened by eviction.²³

Palestine Refugees from Syria and Palestine Refugees in Lebanon

Building on the shelter assistance in 2016, the sector

(19) E.g.: capacity building (trainings, facilitation) of Regional Technical Officers (RTO) for the Unions of Municipalities, UN-Habitat 2008-16.

(20) 90 percent of the total figures living in informal settlements.

(21) Figure for October 2016: 1,010,000 individuals, to which the percent figures refer to.

(22) In the frame of remaining financially affordable, the standard of the shelter shall comply with minimum humanitarian standards.

(23) Due to no capacity to cover rent, security threats, other issues. They will be assisted by the sector in the framework of a referral system on the field.

will continue to assist Palestine Refugees from Syria and Palestine Refugee in Lebanon as per the planned targets in 2016, in alignment with the capacity of the sector partners. The needs of estimated 7,000 Palestine Refugees from Syria²⁴ and 7,000 Palestine Refugees in Lebanon that have not yet assisted in 2016 shall be addressed.

Vulnerable Lebanese

Out of the 464,000 vulnerable Lebanese under the poverty line, approximately 154,000 individuals live under the extreme poverty line.²⁵ While the sector will target the shelter needs of those extremely poor, the shelter situation of the most vulnerable Lebanese is yet to be explored.²⁶

Geographical

In all governorates and districts, the sector targets primarily the shelter needs of displaced populations and, to the extent possible (depending on the sector capacity), those of the host communities most affected by the Syrian crisis. Updated and detailed information allows the identification and location of the needs of the displaced Syrians.²⁷ Assistance to Palestine Refugees from Syria and to Palestine Refugees in Lebanon will focus on Palestinian camps, its adjacent areas and gatherings, which are mostly located in the North and the South and around Beirut. In reference to the economically and shelter related vulnerable Lebanese, it has been observed that an important part of them live in rural regions, but also in semi-urban and in some specific urban neighbourhoods in and around the main cities, which will be profiled during the coming years.²⁸

Governorates of Akkar, Baalbek-Hermel and Bekaa

45 percent (around 463,000 people) of all persons registered as refugees by UNHCR reside in governorates bordering the Syria. Many of them are hosted in informal settlements²⁹ spread over the rural areas, but also with an important number of Syrians living in residential and non-residential buildings in the semi-urban areas and in the cities.³⁰ The sector targets to temporary assist the shelter needs of 200,000 displaced Syrians (90% in informal settlements, 10 percent in non-residential buildings) and to upgrade residential shelters to a minimum standard for 37,500³¹ displaced Syrians and a yet to define number of economically vulnerable Lebanese in these rural areas.

(24) Target figure 2016, set on base of sector's capacity, is not affected by the reduction of the official number of Palestine Refugees from Syria by UNRWA in Oct. 2016.

(25) Further data on the general shelter situation of vulnerable Lebanese are expected from the GoL on the basis of the NPT.

(26) E.g.: through field assessments and through the profiling of some of the poorest urban neighbourhoods affected by the context.

(27) RAIS or figures for persons registered as refugees by UNHCR extrapolated on the preliminary results of the VaSyr 2016 (WFP, UNHCR, UNDP, 2016).

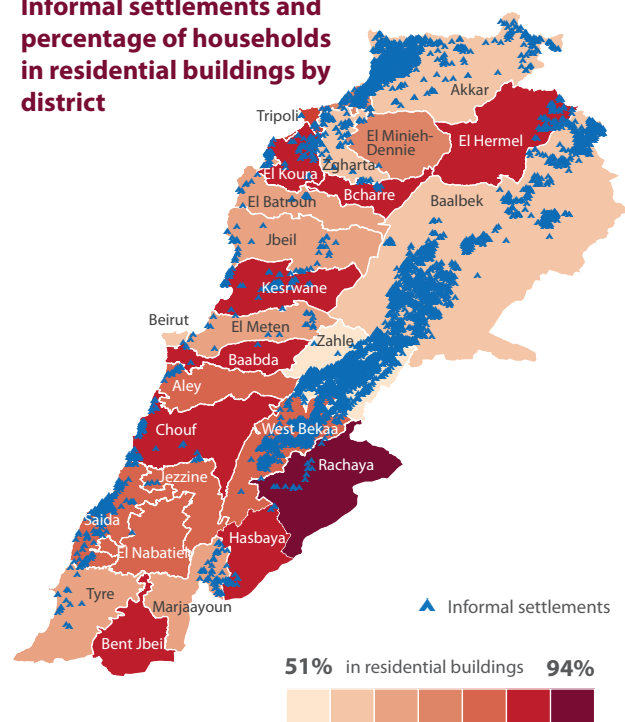
(28) UN-Habitat started to profile the main cities in Lebanon and some highly vulnerable neighbourhoods within them. City profiles are planned for: Tripoli, Tyre, Saida, Beirut, Baalbeck and Zahle.

(29) Of the total persons registered as refugees by UNHCR living in informal settlements, 43 percent live in Bekaa, 34 percent in Baalbek-Hermel and 13 percent in Akkar.

(30) An important number of displaced Syrians reside in and around Zahle and Baalbek, VaSyr 2016; UN-Habitat has started city profiles.

(31) Approximately 50% in the Bekaa, 30% in Akkar, 20% in Baalbeck-Hermel.

Informal settlements and percentage of households in residential buildings by district



Governorates of North, South and Nabatieh 26 percent of all persons registered as refugees by UNHCR reside in these three governorates. The Shelter sector targets acute humanitarian needs of 33,000 persons registered as refugees by UNHCR, of which half live in informal settlements and an equal number in non-residential shelters. Repair, rehabilitation and conditional cash for rent will support the shelter needs of 80,000 people, mainly displaced Syrians, vulnerable Lebanese as well as Palestine Refugee from Syria and Palestine Refugees in Lebanon.

Governorates of Beirut and Mount Lebanon

29 percent of the persons registered as refugees by UNHCR live in Mount Lebanon and Beirut and are hosted in residential and non-residential buildings,

Total sector needs and targets 2017

Population Cohort	Total Population in Need	Targeted Population	No. of Female	No. of Male	No. of Children (0-17)	No. of Adolescent (10-17)	No. of Youth (18-24)
Lebanese	464,000	77,298	38,417	38,881	24,078	12,630	
Displaced Syrians	580,579	444,704	231,246	213,458	238,361	84,938	45'805
Palestine Refugees from Syria		7,000	3,535	3,465	2,565	1,124	
Palestine Refugees in Lebanon		7,000	3,535	3,465	2,668	1,288	
GRAND TOTAL	104,4579	536,002	276,733	259,269	267,673	99,981	45'805

Type of Institutions	Total	Targeted
Union of Municipalities	52	30
Lebanese organizations		10

mainly in poor and crowded urban areas. With only few visible informal settlements, not much attention has been paid to the vulnerable population living in less visible but nonetheless hazardous shelter conditions. Until now the few shelter actors in Beirut and Mount Lebanon could not cover more than 10 percent of these targeted needs, as assistance requires comprehensive activities in a challenging and costly context. Further precise information of the shelter needs of the different vulnerable cohorts, especially based on profiles of poor urban neighbourhoods in the Greater Beirut area, will prove the urgency for shelter assistance and might lead to increase in funding so further agencies, from the Shelter as well as from other sectors, can become active in Beirut and Mount Lebanon.

Institutional

In view of this protracted crisis most likely continuing, the relevant local authorities and national organizations are invited to engage more directly in the response.

A first step is to promote and strengthen the capacity of local authorities and national organizations to implement one or several shelter activities at local level. The international NGOs are invited to enable the participation of national organizations by building their capacity to take active part in projects, so that, by the end of 2017, further national organizations are more actively engaged in the shelter response.

As shelter activities are always related to a site or a settlement, the Shelter sector specifically promotes authorities and national organizations at local level to participate in the shelter response. As the municipalities are of special importance for the implementation of projects regarding settlements and shelter, the sector targets to strengthen the shelter related capacities of three persons for each of 40 entities: 30 Unions of Municipalities and 10 national organizations.

Mainstreaming of conflict sensitivity, gender, youth, people with specific needs (PwSN) and environment

Cross-sectoral points are taken into account by the shelter sector through the following mechanisms:

1. **International standards and specific guidelines**,³² also including non-technical aspects, are applied to ensure humanitarian objectives during the analysis phase, the needs assessment and during the response itself.
2. **Cross-sectoral recommendations** are applied to ensure a holistic response to all main shelter activities, especially in process of assessing/profiling complex urban neighbourhoods.
3. **Gender dimensions** are considered in the analysis, the assessment of the needs and the design of the response of the shelter activities. The Shelter sector's programs shall respect and respond to the specific shelter needs of vulnerable groups, particularly elderly, people with special needs and female headed households. Women and girls, men and boys are consulted and will equally participate in the response to their needs. The Shelter sector will integrate basic approaches to mitigate gender-based violence related to shelter activities,³³ and agencies and staff will be sensitized for and trained regarding GBV issues related to shelter. Those approaches will relate to reducing existing risks, linking to referral pathways for victims of GBV and applying minimum GBV standards into shelter activities. Gender mainstreaming in shelter activities will lead to a more effective response and safer, equitable environments for women, girls, boy, and men alike.
4. **A single, but disaggregated indicator:** the standard indicator for the Shelter sector activities (number of individuals benefiting from shelter activities) will, to the extent possible, be disaggregated by cohorts, age, PWSN, host communities and gender (girls, boys, women and men) to monitor how their specific needs have been met.
5. **Cross-sectorial issues** are discussed and coordinated with other sectors to ensure that linked issues are noted and coordinated, particularly those linked to multi-sectoral activities.

Conflict sensitivity

The Shelter sector will prioritize beneficiaries who are severely or highly vulnerable through an inclusive process, encompassing all cohorts,³⁴ so that all the indicated shelter needs of the cohorts are targeted in all

governorates and are assisted in an appropriate manner taking into account their regional and local context. In coordination with the Social Stability sector, the Shelter sector also aims to strengthen the capacity of local authorities and national organizations to become aware of aspects of conflict sensitivity in the shelter response and how to mitigate - practically and technically - conflicts arising from the cohabitation between the Lebanese and those persons displaced from Syria.

Environment

In collaboration with other sectors, e.g. the Water sector, the Shelter sector contributes to minimize the negative impacts on the environment by adapting the development of temporary sites to the local topography. In addition, the Shelter sector will take into account:

- The effects of informal settlements on the environment, e.g. on creeks or rivers, when planning and implementing to improve these sites;³⁵
- Risks of minor or larger disasters to shelters and to the environment, by improving the sites of informal settlements or by specific measures and trainings vis-a-vis fire prevention;
- In the framework of urban neighbourhoods: common building areas, e.g. roofs or entrances, are improved to avoid hazardous impacts on other buildings, public areas or on the environment in general.

Inter-Sector linkages

The Ministry of Social Affairs (MoSA), with co-leadership of UNHCR and UN-Habitat, coordinates the Shelter sector is also assigned to coordinate the response of the GoL to the Syrian crisis. MoSA's strong presence at the Shelter sector allows a smooth coordination with the different GoL ministries, mainly with the Ministry of Energy and Water (MoEW) and the Ministry of Interior and Municipalities (MoIM), enabling a stronger link with local authorities.

Coordination between Shelter and other sectors is ensured through joint meetings at the national and field level, by sharing of information and guidelines, through joint ad-hoc working groups to target specific issues and through referral systems. The Shelter sector seeks to further strengthen the inter-sectoral collaboration on national level to find easy, practical ways for supposedly complex issues in a pragmatic, response-oriented coordination.

The Shelter sector gives special attention to coordinate its activities with the following sectors:

Basic Assistance: Coordination with this sector is of major importance, as the financial support provided by

(32) UNHCR or SPHERE standards, specific guidelines (e.g. Handicap International), shelter sector guidance and other related references.

(33) IASC: Shelter, Settlement and Recovery: Guidelines for integrating gender-based violence interventions in humanitarian action, 2015

(34) Based on the Inter-Agency Household Questionnaire (ongoing)

(35) E.g. keeping distance to rivers and creeks, avoiding uncontrolled drainage to environmental sensitive areas, promote proper solid waste collection

the Basic Assistance sector to the displaced Syrians to cover their expenses is also related to shelter: it includes the expenditures to cover the costs of rent, and also the elevated costs for weatherproofing and heating (winterization). Some activities of the Shelter sector, e.g. cash for rent, are closely linked. For others, like repair and rehabilitation, guidelines are continuously coordinated between the two sectors. This close collaboration, intensified in 2016, is planned to continue in the upcoming years.

Water is responsible for the provision of water, sanitation and other services, whilst the Shelter sector focuses on measures to ensure this provision within the targeted shelters. The linkages between the two sectors are close. Regular meetings at field level foster joint commitment and coordination of the assistance:

- Coordinated provision of basic services (mainly water and sanitation) to and within the shelters,
- Site improvements in informal settlements and mitigation of risks through separate, but coordinated activities.
- Coordinated efforts to upgrade the condition of not only shelter, but also water and sanitation in poor (urban) neighbourhoods, where the basic services are stretched thin by the increase in population. Joint projects targeting the needs of both sectors in the same neighbourhood are planned from 2017 onwards.

Social Stability has been invited to participate in the area approach that targets the communities most affected by the context (often poor, urban neighbourhoods in and around the main cities). On the basis of guidelines, which will be elaborated in coordination with the line ministries of MoSA and MoW+E, the different parts of this holistic inter-sectoral approach will be coordinated between different sectors, incl. the Social Stability sector.

The Shelter sector will also coordinate its upcoming activities to train national staff with the Social Stability sector, which has gained much experience with regard to trainings to strengthen awareness, e.g. to fire risks, but also regarding the involvement of all local stakeholders, from the municipalities to the communities and other actors and providers. The specific guidelines of the Shelter sector for its shelter activities promotes that all collaboration with communities and stakeholders is coordinated with the local authorities.

Livelihoods: The implementation of the different shelter activities contribute in many forms to livelihoods: construction material is procured locally; homeowners and landlords are assisted in upgrading their shelters for the benefit of the displaced populations and, to a certain degree, for vulnerable Lebanese. Shelter activities are also an opportunity to generate income in areas with high unemployment rates.

Protection: Coordination is ongoing at the field level with regard to the Shelter sector's assistance to find shelter

solutions for referred cases with specific protection concerns. The Shelter sector is interested in the Protection sector's experience in reference to Housing, Land and Property rights to foster and eventually extend the security of tenure, an important protection aspect of the shelter needs. The shelter agencies and their staff will be sensitized and trained on sexually and gender-based violence. In addition, the special needs of children will be addressed through different measures, such as well-lit public spaces, gender-specific access to sanitation, and measures to avoid or mitigate gender problematic overcrowding, e.g. through the provision of partition walls.





Health and Education: When identifying locations for shelter repair or rehabilitation, the Shelter sector looks for near and barrier-free access to health and education facilities.

Endnotes





- i. UNHCR registration data, October 2016.
- ii. Tripoli City Profile, UN-Habitat, Oct. 2016. Further profiles have been started for the cities of Tyre, Saida and Beirut, as well Baalbek and Zahle
- iii. Basic Assistance: *New Desk Formula*, August 2016
- iv. UN-Habitat: *No place to stay*, 2015.
- v. UNHCR, UNICEF, WFP (2016), *Vulnerability Assessment of Syrian Refugees 2016*

Sector Logframe

Outcome 1: Vulnerable population groups have access to affordable shelter conditions at minimum standards

Indicator 1	Description	Means of Verification	Unit	Frequency
Percentage of vulnerable population groups having access to affordable shelter conditions at minimum standards	Numerator: Number of vulnerable population groups provided access to maintained or improved shelter conditions Denominator: Total number of vulnerable population groups	Activity Info - Responsibility of the Shelter Sector	Percentage of people living in adequate shelters	Quarterly
 Lebanese	 Displaced Syrians	 Palestine Refugees from Syria (PRS)	 Palestine Refugees in Lebanon (PRL)	
Baseline: Target 2017 Target 2018 Target 2020	Baseline: Target 2017 Target 2018 Target 2020	Baseline: Target 2017 Target 2018 Target 2020	Baseline: Target 2017 Target 2018 Target 2020	
0% 16.7%	47% 84%	30% 100%	30% 100%	

Outcome 2: The shelter sector response is strengthened through an enhanced level of coordination, collaboration, and contribution of national institutions, local authorities and Lebanese NGOs

Indicator 1	Description	Means of Verification	Unit	Frequency
Percentage of national institutions, local authorities and NGOs assisting the shelter response	Percentage of projects implemented by national institutions, local authorities and Lebanese NGOs in relation to all projects implemented in the shelter response	Activity Info - Responsibility of the Shelter Sector	Percentage	
 Lebanese	 Displaced Syrians	 Palestine Refugees from Syria (PRS)	 Palestine Refugees in Lebanon (PRL)	
Baseline: Target 2017 Target 2018 Target 2020	Baseline: Target 2017 Target 2018 Target 2020	Baseline: Target 2017 Target 2018 Target 2020	Baseline: Target 2017 Target 2018 Target 2020	

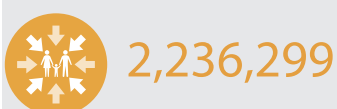


SOCIAL STABILITY SECTOR

PEOPLE IN NEED



PEOPLE TARGETED



REQUIREMENTS(US\$)



PARTNERS



GENDER MARKER



CONTACTS

LEAD MINISTRY

Ministry of Social Affairs (MoSA)
and Ministry of Interior and
Municipalities (MoIM)

Sabine Farah,
farah.j.sabine@gmail.com

COORDINATING AGENCY

UNDP and UNHCR

Bastien Revel
bastien.revel@undp.org
Shant Dermegerditchian
dermeger@unhcr.org

SECTOR OUTCOMES

Outcome #1

\$ 123.8 m

Social stability is promoted by strengthening municipalities' communities' systems' and institutions' ability to mitigate tensions and prevent conflict, and ensuring early warning within the response.

Indicators

Level of social stability in localities targeted by partners

Number of incidents in targeted communities

Number of municipalities maintaining social stability through improved service provision and conflict prevention efforts

Number of sorting facilities having environmentally sound solid waste management systems.

Number of policy document drafted by national government institutions to support local crisis response

Number of self-functioning dialogue and conflict prevention initiatives

Number of youth volunteers involved in youth empowerment initiatives at programme closure (target 50% young women)

Number of early warning/conflict analysis reports published

145

POPULATION BREAKDOWN

POPULATION COHORT	PEOPLE IN NEED	PEOPLE TARGETED	51% Female	49% Male
Lebanese	1,500,000	1,005,000	499,485	505,138
Displaced Syrians	1,500,000	942,337	490,015	452,322
Palestine Refugees from Syria	31,502	31,502	15,909	15,593
Palestine Refugees in Lebanon	277,985	257,460	130,017	127,443

Situation analysis and context

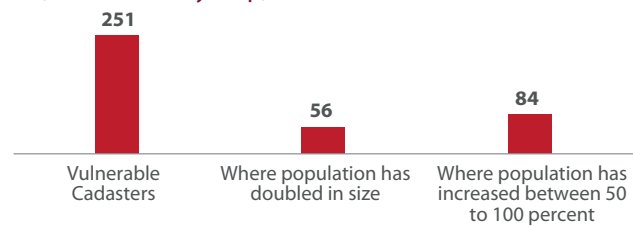
Despite the profound impact of the Syria crisis on Lebanon, the country has done remarkably well to maintain stable community relations and accommodate displaced persons from Syria. The fact that tensions, where they exist, have rarely escalated to the point of inter-communal violence is a testament to the hospitality and resilience of Lebanese host communities. It is also the product of work undertaken by the GoL, in conjunction with international donors and agencies, and national civil society to extend effective humanitarian and stabilization support to the most affected. These activities have helped prevent underlying tensions from spilling-over into outright conflict, but progress in this area cannot be taken for granted. The peaceful co-existence of communities however remains fragile. In addition to Lebanon's confessional political system, which rests on a delicate balance of representation between different groups, population pressure, the strain on municipalities, and the degrading livelihoods of vulnerable groups contribute to a situation in which social divisions could deepen and potentially rupture.

The overall spike in inter-community tensions, and antagonistic rhetoric and discourses throughout Lebanon in the aftermath of the series of attacks on the Al-Qaa village in late June 2016 revealed that despite the largely peaceful situation, underlying causes of tensions remain prevalent in the country and constitute a situation conducive to conflict. Nevertheless, despite a short period of tensions, a resilient Lebanese society prevailed and withstood the attempts to ferment strife. Yet, these incidents as well as several instances of inter-community disputes throughout the year are a serious warning to the various stakeholders of the continuous fragility of Lebanon's current stability.

The impact of population pressure on host communities, exacerbating issues faced by Lebanon before the Syrian crisis, remains a key underlying factor of instability.ⁱ In 56 cadastres the population has doubled in size, leaving the host population as a minority presence within their own administrative units. In a further 84 cadastres, the population has increased between 50 and 100 percent.ⁱⁱ While patterns of interaction between Syrians and host communities were initially positive, with a majority of displaced Syrians saying that they felt 'welcomed' by the Lebanese when they first arrived, the prolonged socio-economic impact of the crisis on vulnerable communities has contributed to a deterioration of the situation.ⁱⁱⁱ This is probably best illustrated with the perception of personal security; the vast majority of people report feeling less safe than before the crisis – and as many as 91 percent of host communities believe that the presence of displaced Syrians poses a security threat to them.^{iv} Concern has also been raised about access to basic services in areas affected by displacement and about the perceived negative impact that the increasing availability of cheap labour is having on local economies.^v Finally, given the

tendency of Lebanese society to separate along identity lines, there is anxiety that the prolonged presence of displaced Syrians will alter the sectarian balance of the country and cause wider political instability.^{1 vi} The hardening of attitudes is confirmed by interviews with displaced Syrians themselves, many of whom feel isolated or scapegoated, particularly in the North of the country and in Bekaa where their concentration is greatest.^{vii} The second major challenge to social stability stems from the knock-on effect that population pressure

Vulnerable Cadasters
(IA Vulnerability Map)



has on the already limited ability of municipalities to provide basic services to host and displaced populations and manage inter-community relations.^{viii} With over 1,000 municipalities, 50 union of municipalities, and 200 Social Development Centres in Lebanon, local public institutions (working closely with civil society) are at the forefront of efforts to manage community relations. These institutions often command high levels of trust among host communities.^{2 ix} Moreover, their legitimacy was reinforced by the municipal elections held in 2016, making municipalities the only directly elected institutions in the last seven years. However, this trust hinges not only on close relations but also on the ability to provide public services. This is impacted by the increased strain as a result of the crisis considering that municipalities were already under considerable pressure even before displaced Syrians arrived. 70 percent of municipalities were too small to provide basic services pre-crisis, 57 percent lacked an administrative structure, and 40 percent had only a single employee (often working on a part-time or voluntary basis).^{3x} The lack of administrative capacity restricts local authorities' ability to address the deep socio-economic and political ramifications of the crisis, yet the responsibility of handling the massive influx of displaced was de facto delegated to them. According to recent assessments, infrastructure and security needs have doubled, while municipality revenues have declined.^{xi} In particular, garbage collection expenditures by municipalities

(1) Across Lebanon, 30 percent of people believe that the presence of displaced Syrians threatens the sectarian balance in their area. However, in some areas such as Zahle and Saida this figure reached 80 percent of those surveyed

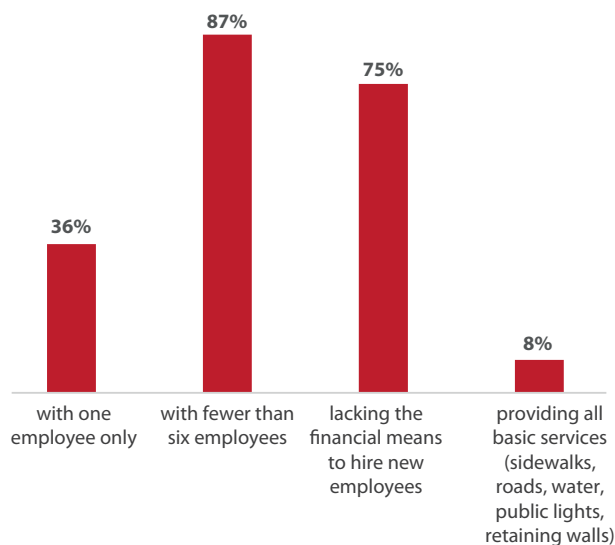
(2) A recent evaluation of threat perception in vulnerable communities found that 'municipalities are increasingly viewed as both trusted to take the right action and able to do so.

(3) Due to serious budgetary constraints, it was estimated that only 8 percent of municipalities could provide all the core services.

increased by 40 percent,^{xii} while the near absence of solid waste management facilities has led to an increase in open unsanitary dumping of waste throughout the country, creating a public health and environmental crisis. Estimates indicate that there are nearly 900 open dumpsites scattered throughout Lebanon.^{xiii} Solid waste is a major issue faced by displaced Syrians living in informal settlements, 32 percent of those living in informal settlements do not benefit from municipal waste collection, generating a high risk to their health as well as that of surrounding host communities.^{xiv} This massive impact on already weak basic services, natural resources, and the general environment remains a priority concern for local residents,^{4 xv} and can in turn generate inter-community issues, such as in the case of the pollution of the Litani River which is increasingly being reported by municipalities as generating tensions. A similar situation prevails in Palestinian camps and gatherings, where four out of five residents complain about the consequences caused by overcrowding of already dire living conditions, and UNRWA reports tensions related to job competition between Palestine Refugees in Lebanon and persons displaced from Syria.^{xvi}

Structural constraints of Municipalities (LCPS)

Percentage of total number of municipalities (1108)



Another pressing challenge is the need to address the security concerns of residents, particularly of females from within both communities: Lebanese women express higher insecurity as a result of the presence of displaced, which translates into greater restrictions on the movement and opportunities of women beyond the household.^{xvii} For Syrian females, harassment and physical assault is the primary cause of insecurity (Syrian males who experience insecurity primarily face harassment, arrest and community violence).^{xviii} Where

(4) The 2016 Impact Evaluation of the MoSA/UNDP Lebanon Host Communities Support Project shows that basic services remains the most important issue in people life, ahead of employment or security.

municipal police forces existed, they tended to be poorly equipped, and lacked a clear mandate or training. In the absence of an effective system of local law enforcement, some municipalities have opted for curfews and other restrictions as a tool to address local residents' security concerns. However, the majority of municipal leaders would prefer to introduce local police forces as a more effective way to address a perceived increase in insecurity incidents, mediate conflicts and disputes, and request support to do so.^{xix} Indeed, these would need to be properly selected, trained, and integrated as part of a wider effort to maintain order, collaboration between different security institutions, and community policing.

The Syrian crisis has fuelled key drivers of conflict by undermining trust and cohesion at the local level. Recent studies highlight this erosion of the social fabric in the most affected communities, where people across all groups, age and gender felt equally powerless to influence change in their communities, and are increasingly displaying competitive and adversarial attitudes in interpersonal relations – particularly young Lebanese women in deprived area such as Bekaa.^{xx} This particularly applies to host and displaced communities who are increasingly segregated by limiting interaction, especially as a growing proportion of displaced persons de facto limit their movement due to a lack of residency papers.^{5 xxi} Given Lebanon's complex social fabric, expression of defiance varies across communities. While in some cases such discourse focuses on cultural differences such as different gender roles between communities, tensions also revolve around the general divide between locals and foreigners, even when members of both communities share the same cultural and religious identity. In addition, recent assessments show that young males are the most likely to report competition for employment opportunities with displaced Syrians, even though youth unemployment was already high pre-crisis.^{6 xxii} In any case, this lack of future prospects, combined with the feeling of hopelessness raises concern about the potential of violence among youth.^{7 xxiii}

Finally, the international response to Lebanon must

(5) The 2015 OCHA-REACH-UNICEF Vulnerability Assessment Findings show that while Syrians and Lebanese see each other on a daily basis (for 85 percent of hosts respondents, 75 percent of displaced Syrians) their tendency to interact socially is limited in 90 percent of the cases. The 2016 impact evaluation of the Lebanon Host Communities Support Project adds that 'The lack of stories reflecting cooperation between refugees and host communities when it comes to service delivery may be signaling an isolation of the refugees within each municipality. This is further reinforced by the growing number of people who reported avoidance instead of cooperation.' UNHCR Participatory Assessments also highlighted an increased feeling of isolation and rejection of displaced.

(6) The 2016 Impact Evaluation of the Lebanon Host Communities Support Project shows an increase of perceptions among youth that the displaced compete with them for employment opportunities. According to a 2016 Employment and Labour Market Analysis, youth unemployment was three times higher than average pre-crisis

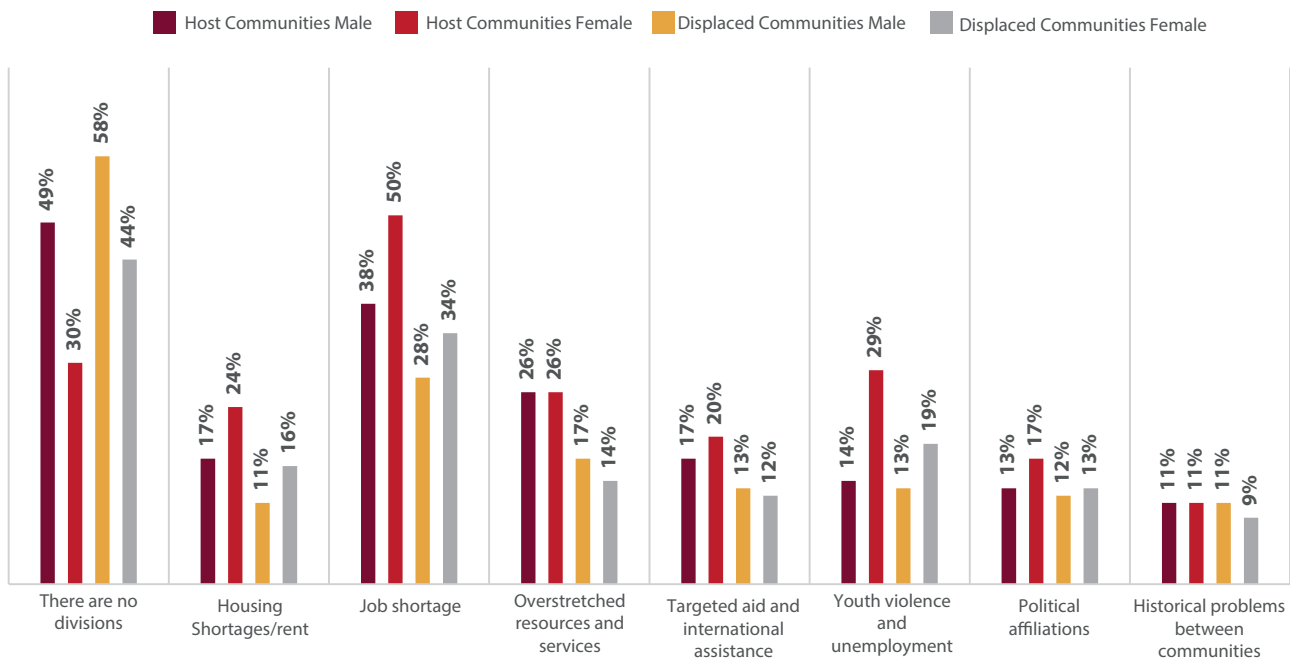
(7) The risks of enrollment in armed group is increasingly identified by youth themselves as a driver of tensions between and among communities.

also take into account that its interventions are both shaping conflict dynamics and being shaped by them. On the one hand, humanitarian agencies are seen as a stabilizing force, as they provide humanitarian assistance to Syrian communities and increasingly for Lebanese. On the other hand, municipal leaders are frustrated by the fragmentation and duplication of humanitarian assistance within their municipalities, and by their lack of consultation. Certain segments of the host communities also resent what they perceive as unbalanced assistance, which in turn is fuelling competition for livelihoods, all of which calls for a more conflict-sensitive behaviour by response partners.^{xxiv}

In this respect, it should be noted that the response as a whole has made undeniable progress under the LCRP 2015-2016 to shift its focus towards keeping Lebanon stable. Despite chronic underfunding, the Social Stability sector played an important role in contributing to stability, with a near doubling of partners implementing dedicated social stability programmes compared to 2014. Reinforcing municipal capacity to mitigate tensions has proven effective. The most vulnerable municipalities have received support to identify their priority needs, and nearly 300 projects worth US\$20 million have been implemented to address these needs. In parallel, 50 dialogue and conflict prevention mechanisms have been established to promote dialogue in areas most prone to social tensions.⁸ These mechanisms are linked to the municipality and are run or managed by local civil society

groups, with efforts underway to double this number and reach nearly 100 communities. In addition, over 8,300 youth participated in 321 youth-led community initiatives. This represents a major scaling up of such activities compared to the pre-LCRP response, with an increasing body of evidence demonstrating the impact that such programmes have in alleviating pressure on basic services and building confidence between communities.^{xxv} In parallel, important programmes have been developed from scratch, notably to support the capacity of municipal police forces and the monitoring and analysis of social tensions by district security cells, while partners are also increasingly investing in building the capacity of local civil society to ensure the sustainability of their efforts. All this constitutes a sound basis of capacity and evidence for Social Stability partners to implement a successful strategy for 2017-2020.

MAIN CAUSES OF DIVISION BETWEEN HOST AND DISPLACED COMMUNITIES (REACH 2015)



(8) These conflict mitigation mechanisms are structures meeting on a regular basis to specifically address causes of conflict and tensions. They typically tend to be local committees linked to the municipality, but can take different forms and be run or managed by local civil society groups.

Overall sector strategy

The overall objective of the Social Stability sector is to mitigate inter-community tensions so that by 2020, peaceful co-existence will have prevailed and mechanisms are in place to prevent escalation and prevent the worst effects of potential occurrences of violence and conflict. As such, the sector is directly contributing to stabilization by establishing and empowering local and national mechanisms that will build mutual accountability and capacities to address and mitigate existing or emerging drivers of conflict so as to prevent or alleviate conflict incidences within host communities and improve governance and longer term development.

The sector strategy is built on the premise that other sectors' contributions to social stability need to be complemented by a dedicated set of interventions aimed at directly tackling both the causes and the manifestations of social tensions. Given the degree of social disruption produced by the Syrian crisis and the impact this has had on host communities, projects that deliver humanitarian assistance or basic services alone will not be enough to maintain peaceful community relations. Local institutions, host communities and displaced populations need to receive additional support to sustain the overall peaceful behaviour that has characterized interpersonal relations so far. As such, the Social Stability sector strategy primarily contributes to the fourth objective of the LCRP 2017-2020 by reinforcing Lebanon's economic, social and environmental stability. Given the sector's strong focus on support to municipalities, it is also contributing directly to the LCRP's third objective of supporting service provision through national systems, and indirectly to the first objective, by creating a favourable environment to the protection of vulnerable groups.

The sector defines social stability as a state of inter-group relations at the community level, where sources of tension between groups are addressed and managed through formal institutions or systems, so as to prevent them from resulting in collective violence, human rights abuses, or further loss of opportunities for vulnerable groups. In the context of the LCRP, social stability in Lebanon means supporting municipalities, local institutions and other conflict resolution actors within all communities, so as to prevent social tensions generated or exacerbated by the Syrian crisis from resulting in conflict between and among the displaced, and /or between the displaced and host communities.

Building upon the preceding analysis, the sector strategy theory of change is that if a set of stabilization interventions tailored to the local context are implemented to empower local authorities and create local dialogue spaces that are conducive to exchange and collaboration between the key institutions and actors, then social stability and local governance in the most affected communities will be promoted. In

order to do so, the sector will be guided by a conflict prevention agenda and come from the perspective of viewing municipalities as entry points and catalysts of all its interventions. Effective and sustainable outcomes will also be achieved by strengthening other local institutions and capacities such as social development centres, public spaces, associations, volunteers, youth, libraries and clubs, as key gateways to reaching the wider communities in the most affected areas, as well as their link with the ministries (in particular the Ministry of Interior and Municipalities). Harnessing and sensitively supporting the resources that currently exist within the communities themselves is a key component of the strategy to preserve social stability. The strategy will include careful conflict-sensitivity mainstreaming in supporting programmes to mitigate tensions, and to increase respect for cultural diversity and non-violent communication.

The sector response plan for 2017-20 builds on the successful scaling up of the sector activities throughout 2015-2016 while also developing and expanding the institution building and early warning elements of its strategy. Working on a four-year timeframe will allow the sector to emphasize the transformative element of its strategy, moving beyond quick impact interventions focused on dispute resolution and perception to also address more structural governance issues and drivers of conflict. Within four years, the sector will aim at significantly improving municipal governance by strengthening the linkages between the central and local government, developing municipal capacities, investing in environmental-friendly basic services in the most vulnerable areas, supporting the institutionalization of community policing, strengthening civil society capacity to build social stability, and empowering youth.

The sector will do so by increasingly ensuring that its efforts to support local authorities are coupled with institution-building efforts so as to promote decentralization and embed principles of conflict preventions in national system, guaranteeing the sustainability of its local impact. This will mean, in particular, engaging with the Ministry of Social Affairs (MoSA), the Ministry of Interior and Municipalities (MoIM) and the Ministry of Environment (MoE) in their work with municipalities and other local governance structures. The sector strategy will extend its support to MoIM and the municipal police on the one hand, and work related to solid waste management and environmental preservation by municipalities on the other. Considering that the management of solid waste is one of the primary services entrusted to municipalities and has developed into a complex issue both at the national and local level, the sector will now cover municipal solid waste interventions, which will mean increasing involvement of the Council for Reconstruction and Development (CDR) as well as the Minister of State for Administrative

Reform.⁹ Efforts of the Social Stability sector are thus in line with two key governmental reference documents, i.e. the GoL's Stabilization Roadmap, and the Lebanon Statement of Intent at the London conference, which both emphasize the need to support municipalities and local capacities as the first responders to the crisis.

Focusing first on support to municipalities, the sector will implement three kinds of interventions so as to strengthen municipal capacity to maintain social stability in their respective communities. First, it will help local governments to conduct mapping and dialogue exercises in order to identify key changes, risks, and sources of tensions at the local level, ensuring participation of people of different age and gender as well as inclusion of persons with disabilities to take into account diversity of needs within the local communities. The mapping of risks and resources (MRR) and other similar participatory processes are indispensable both for identifying the actual priorities of the communities and for strengthening the links between municipalities and the people they serve. Special efforts will continue to be made to involve women and youth in these consultations given that they tend to be underrepresented at the institutional level. Second, municipalities will also receive additional training and staffing to support core functions such as strategic planning, environmental management, community engagement and conflict prevention. The development of embedded capacity is essential to ensure the long-term impact of the Social Stability sector. Recent analysis has also demonstrated that residents' trust in their local authorities is a key component of social stability.^{10 xxvi}

In this context, strengthening service delivery at the municipality level will be the third type of municipal intervention implemented by the sector, to alleviate pressure and competition while also building confidence among local populations that local officials are able to respond to their needs.^{11 xxvii} This will require enhancing meaningful access to services and ensuring that the needs expressed by women and people with disabilities are appropriately prioritized in the selection of priority project interventions. Given the large number of municipalities in Lebanon and their limited resources, activities will also prioritize interventions at the level of clusters and Unions of Municipalities in order to facilitate economy of scales and the planning of larger interventions. However, partners will need to remain flexible enough to proactively be able to deliver projects

(9) The CDR is leading on the installation and operation of big solid waste recycling facilities, while OMSAR has provided Solid Waste treatment facilities to the rural areas and undertaken an extensive training for various municipalities.

(10) The 2016 AKTIS report found that 'improving awareness and communication around service delivery is key to changing people's perceptions about the legitimacy of the municipality and [about] social stability'

(11) When asked about their priorities, 'improving communication with the community' and the 'sustained wish by the community to be further included in decision making' were, together, often more important to residents than the expansion of services

in response to deteriorating situations (such as tensions related to shortage of water, increase in pollution of the Litani River, etc.) in specific locations. Support to municipal services will include provision of solid waste management equipment to municipalities, as well as rehabilitation of unsanitary and/or illegal dumpsites wherever alternative options for environmentally-sound waste management is available and construction of integrated waste management facilities in line with the inter-ministerial committee on waste management led by MoIM. In urban areas as well as in Palestinian gatherings, Social Stability partners will join efforts of other sectors to focus on specific neighbourhoods in which the highest degrees of deprivation are concentrated.

Second, support to local level institutions will be linked with increased support to key ministries' local crisis response capacities.¹² In order to do so, Ministries will be supported to strengthen their information collection and analysis capacity, develop adequate guidelines and policies to guide and support the work of local institutions and initiate, in pilot locations, field level implementation. This will primarily require enhancing the cooperation with MoIM to enable the line ministry for municipalities to effectively support and manage their work in coping with the crisis. This will include developing MoIM's early warning capacity, strengthening the role of district security cells to collect and analyse social stability information and reports from municipalities. In addition, the Social Stability sector will support municipalities by providing training and resources to local police forces. Given that they are often the first responders to community issues it is imperative that officers are able to act in a way that is sensitive to the needs of all communities, age and gender. As part of this initiative, MoIM has undertaken extensive consultations in order to develop new standards and codes of conduct that enjoy the support of mayors, civil society, community representatives and municipal police themselves. Partners will also support MoSA's collaboration with local institutions and Social Development Centres' (SDCs) role in responding to social tensions, and work with the MoE to provide trainings and guidelines to municipalities in terms of environmental management.

In addition to direct support for municipalities, the third pillar of the social stability strategy focuses on strengthening local and municipal dialogue mechanisms and initiatives that improve community relations, mediate disputes and debunk misconceptions. To address the tensions described above, recent assessments show that residents themselves are keen to have better communication channels, not only between citizens and municipalities,^{xxviii} but also between communities.^{xxix} This willingness to reach out to others is encouraging and should be strengthened, with a particular focus on youth, as the group showing the greatest readiness for dialogue. This element constitutes the most transformative

(12) This specifically includes the Ministries of Social Affairs, Interior and Municipalities, Environment, the Presidency of the Council of Ministers.

component of the strategy, as it aims at turning the crisis into an opportunity for improving local governance and addressing structural causes of tensions in Lebanon. On the other hand, if no initiatives to improve community relations are put in place, the potential for tensions to escalate are significant, particularly as rumours are easily spread by media channels.

Focusing on localities where social tensions are high, partners with a longstanding presence in Lebanon and proven experience in conflict prevention programming will continue to support municipalities in creating local dialogue committees that bring together representatives from local authorities with civil society, different communities and people of different ages and gender to resolve disputes and share their concerns.¹³ Given the grievances of host communities, and the isolation of displaced Syrians, these mechanisms are an effective way of preventing the escalation of tensions. By meeting regularly and promoting dialogue, these committees are able to increase outreach of municipalities, analyse drivers of conflict between and within local communities, identify risks of violence, discuss shared concerns, propose solutions and alert authorities when needed. As nearly 100 municipalities are now targeted by such community dialogue programmes, the focus of the sector for the next phase of the LCRP will be to ensure that these structures and initiatives are increasingly linked to existing institutions and systems such as municipalities, SDCs and local civil society organizations so as to complement rather than duplicate formal structures and arrangements, and to sustain the efforts of the sector and build the capacities of local systems to address structural causes of conflict beyond the crisis timeframe. In particular, civil society organizations will need to be strengthened to take charge of such processes – particularly women’s rights groups and organizations that are well established at the community level. Considering that many local divisions reflect national issues, this will also need to take place at the national level, both by monitoring and encouraging media institutions to engage in responsible and impartial reporting, and by fostering national dialogue on key social stability issues.¹⁴

These efforts will include specific programmes targeting youth, which as outlined above are particularly vulnerable to social marginalization and violence, but also show the most propensity for dialogue. The sector will create opportunities for participation and empowerment of Lebanese and non-Lebanese youth encouraging healthy lifestyles and active engagement in their communities. The sector will focus on implementing structured youth

initiatives¹⁵ in the most vulnerable localities over the next four years to harvest the positive potential of youth to contribute to the development of their communities and become partners in bridging the divide. While Lebanese youth will be the primary beneficiary of activities targeting civic engagement, a large part of these initiatives will involve male and female youth volunteers from all communities to promote dialogue and address misperception.¹⁶ As mentioned above, the sector will also keep a particular focus on youth-at-risk (particularly young males) of engaging in violence.

Last but not least, the sector will aim at supporting LCRP partners’ contribution to social stability so as to maximize their positive impact on social stability and minimize some of the adverse consequences of the interventions highlighted above. First, the sector will continue providing intellectual leadership, analysis, and monitoring of issues related to social stability, inter-community tensions and risks driving conflict. In a context where political tensions remain high, the sector will take responsibility of setting up a more integrated early warning system, pulling together different information sources and conducting regular perception surveys to be better able to monitor stability in Lebanon, and anticipate and prevent escalation of tensions. Second, the sector will continue providing conflict sensitivity training to other partners and sectors so that they are able to incorporate the findings of this analysis into their programmes.

2.1 Sector Outcomes and Outputs

The sector’s overarching aim is to ensure that the impact of the crisis and the tensions generated at the local level do not result in violence. The sector is therefore working on building local capacity to prevent conflict, but also on ensuring that conditions are in place to respect human rights and the rule of law. The sector’s intended outcome is to promote social stability by strengthening municipalities, communities, systems and institutions’ ability to mitigate tensions and prevent conflict, and ensuring early warning within the response. The overall impact of the sector will therefore be measured in light of the level of tensions and the occurrence of incidents in targeted localities, as well as the extent to which tensions and causes of conflict have been addressed in targeted municipalities.

Output 1 – Municipal capacity is supported to strengthen social stability and alleviate resource pressure. Partners working towards this output will implement the different projected activities, from participatory processes to community support, implementation of basic services and capacity-building to alleviate tensions and to bolster the capacity and

(13) The 2013 Lebanon Roadmap states that ‘special attention will go to the establishment of local level peace building mechanisms to mitigate tensions developed in conflict-prone areas hosting Syrian refugees.’

(14) In 2013, 34 Lebanese media outlet (newspaper, radio and TV stations) signed the Journalist Pact for Civil Peace in Lebanon. Social stability partners are monitoring the implementation of the pact by these outlets and organizing regular sessions between them.

(15) Youth Initiatives are understood here as a set of activities (trainings, recreational/sport activities, or community campaign) implemented over time with the same group of youth to sustain their local engagement rather than isolated, one-off initiatives.

(16) Understood here strictly as unpaid volunteers, and not involved for political mobilization aims.

legitimacy of local institutions.¹⁷ This, as mentioned above, will include activities related to solid waste management among other basic services (water, rehabilitations of public spaces, public facilities, roads, etc.). Whenever possible, the full cycle of waste management will be taken into consideration when assistance is being provided to the municipalities in order to ensure that sustainable and feasible solutions are in line with national decisions on solid waste. Assistance to be provided should not be limited to sorting of waste or only to the provision of equipment but will also need to construct facilities that would treat recycled material, build regional level facilities that incorporate unions of municipalities, operational capacity support for municipalities to run facilities as well as awareness raising and other types of support.

Output 2 – National government institutional capacity are strengthened to support local crisis response. This output complements the first, reflecting the increased priority given to decentralization and institution building through central government institutions and changes achieved at the local level. This will mean helping MoIM, MoSA and MoE support relevant institutions' response at the local level: municipal police, municipal planning and service provision (including solid waste and environmental protection), governors' offices and their units working on social stability (notably local security cells and disaster risk management units, which need to take into account the social reality of the Syrian crisis to perform adequately in case of disasters).

Output 3 – Municipal and local capacities are reinforced for dialogue and conflict prevention. This is aimed at strengthening local capacities for tension mitigation and involves regrouping activities to set up local community initiatives fully coordinated with the local authorities focusing on conflict prevention and dispute resolution, and support to civil society institutions' contribution to local and national dialogue initiatives. This will work both at the local and national level to strengthen local civil society (through organizational support and capacity building), and with media institutions to promote responsible and objective reporting.¹⁸

Output 4 - Youth participation and empowerment increased, enabling their positive engagement in their communities and preventing their marginalization reflects the dedicated focus of the sector on youth, both to harvest their positive contribution to social stability, but also to prevent them from being marginalized.

(17) Partners solely engaged in project implementation are supporting service delivery rather than social stability and should therefore do so directly under the relevant sectors.

(18) Supporting the implementation of the 2013 Journalists' pact for strengthening civil peace in Lebanon, which promotes objective, positive reporting and monitoring media who committed to do so.

While focus on youth at risk will tend to target primarily young men, other peacebuilding initiatives will continue ensuring meaningful participation of all genders.

Output 5 - Early warning is ensured and mainstream conflict-sensitivity among LCRP partners. This output reflects the work of Social Stability partners to support and inform the rest of the response on social stability issues.

2.2 Identification of sector needs and targets at the individual/HH, institutional and geographical level¹⁹

Social Stability interventions typically target institutions and communities in vulnerable areas, rather than individuals. The basis for targeting is therefore geographical, prioritizing the localities most impacted by the crisis and most vulnerable to the risks of social tensions and conflict. The inter-agency vulnerability map will remain a key reference for the sector to identify cadastres where Syrians and vulnerable Lebanese are concentrated, and where the ratio of displaced to host population is the highest. 251 cadastres are currently targeted, pending an update of the map as new data becomes available.²⁰ It is understood that all the population residing in these 251 cadastres, or over 2.2 million Lebanese, Syrian, and Palestine Refugees will benefit.

Alongside 46 Unions, the 244 municipalities in these 251 cadastres will be the priority targets of the sector, while acknowledging that tensions and the potential for violence is high in other places and could potentially require interventions outside of the 251 cadastres. The early warning and incident tracking information collected from partners, ministries and municipalities themselves will be crucial for the sector to both refine this targeting and possibly add new locations, considering that deprivation does not automatically lead to risk of instability and that there are other drivers of tensions to take into consideration.^{xxx} While tangible projects aiming at alleviating resource pressure and reducing tensions should be implemented in all cadastres, capacity support to municipalities needs to be further prioritized since engaging nearly 300 municipalities and local institutions in a local governance support programme within a year would not be feasible. Thus, support to municipalities in terms of community outreach and conflict mitigation will be focused on the municipalities with the highest ratio of displaced to host population, while support in terms of service delivery and strategic planning will be carried out mostly at the Union of Municipalities

(19) This can include Governorates, Districts, Cadasters, villages ...etc.

(20) A Rapid Poverty Assessment is currently underway, implemented by MoSA, UNDP, UNICEF and WFP. Results will become available by year end, upon which the mapping of vulnerable cadasters will be updated.

level (for efficiency gains), both in high ratio areas (33 Unions have 50 percent or more of their population in the vulnerable cadastres) through regional technical offices, and in poor urban areas through neighbourhood technical offices. The technical offices provide staffing and equipment to support strategic planning and project implementation at the level of Unions of Municipalities. These programmes will then progressively be expanded over the course of the four-year plan.

Projects involving youth community initiatives and civil society should ideally be conducted in all vulnerable localities, while dispute-resolution and conflict-prevention mechanisms will be prioritized in areas where social tensions are high. Local coordination structures estimate that 61 localities are in particular need of such initiatives.

It has to be said that the sector is in urgent need of more qualitative elements to refine its targeting and to measure its impact (particularly on a nation-wide scale), including regular perception surveys to be able to track changes in community relations. Lack of up-to-date analysis and data on host community vulnerability, municipal capacity, resource strains and tensions in Palestinian camps and gatherings also constitute important information gaps for the sector.

Mainstreaming of conflict sensitivity, gender, youth, people with specific needs (PwSN) and environment

Conflict Sensitivity

Conflict sensitivity is core to the sector strategy, which is based on participatory, conflict-sensitive processes to guide interventions tailored to the local context – interventions outlined above will vary according to locations, particularly when it comes to bringing different communities together, which might need to be sequenced differently depending on the history of particular localities.

Gender

By reducing the impact of tensions and the risk of violence, the Social Stability sector work is conducive to ensuring a positive protection environment for displaced persons. The sector is striving to ensure inclusion and meaningful participation of different groups in the different forum and dialogue spaces it establishes. Ensuring proper participation of women, who are traditionally marginalized from local decision making processes, is key to the success in the sector. This is particularly the case for interventions targeting municipal and community leaders, which are traditionally dominated by men. So

Total sector needs and targets 2017

Population Cohort	Total Population in Need	Targeted Population	No. of Female	No. of Male	No. of Children (0-17)	No. of Adolescent (10-17)	No. of Youth (18-24)
Lebanese	1,500,000	1,005,000	499,485	505,138	313,058	164,217	6,275
Displaced Syrians	1,500,000	942,337	490,015	452,322	505,093	179,986	5,020
Palestine Refugees from Syria	31,502	31,502	15,909	15,593	11,542	5,059	1,255
Palestine Refugees in Lebanon	27,7985	25,7460	130,017	127,443	98,144	47,373	1,757
GRAND TOTAL	3,309,487	2,236,299	1,135,426	1,100,496	927,836	396,635	14,307

Type of Institutions	Total	Targeted
Municipalities	over 1000	244 municipalities and 46 Unions
Hospitals		
Schools		
Water Establishments		
Social Development Centers	220	220
Central Ministries		6- MoSA, MoIM, PCM, MoE, CDR, OMSAR
Governors Office	7	7
District/Qaemaqam Offices	26	26
Security Forces		ISF and LAF

far, partners have managed to ensure that at least 30 percent of participants to the various dialogue forum it establishes are women (reaching over 60 percent for youth initiatives), and will build on these efforts to strive towards 50 percent in the time-span of the current plan. Tension can also have an important gender dimension (especially in terms of perception of safety, relationships with security forces, inter-community contact, etc.) which needs to be part of any conflict and context analysis of Social Stability partners. Gender mainstreaming is also a standard element systematically integrated into partners' interventions such as participatory planning and conflict analysis, or human rights training for security forces.

Youth

The same principle of facilitating meaningful access to marginalized groups also applies to the work of the sector with youth. As detailed above, the sector will complement this mainstreaming of youth throughout its interventions by a dedicated group for interventions targeting youth.

People with Specific Needs

Representatives of persons with special needs will also be included in participatory planning mechanisms – the sector will aim to reach a 10 percent target across its different activities. In addition, accessibility should be given consideration in everything from the participatory planning mechanisms to the execution of such projects as public infrastructure and recreational/sports facilities. Finally, a project will be piloted in Tripoli to explore the potential of building dialogue mechanisms through groups of persons with disabilities, which could be expanded and replicated afterwards.

The sector will also look at the qualitative result of meaningful participation, by tracking how many of the projects and interventions identified are actually addressing specific needs of women, youth or persons with disability to ensure that consultation is reflected in decision-making.

Environment

As the Social Stability sector will now cover solid waste activities, environmental concerns will be increasingly integrated into the sector interventions, notably due to an increasing presence of the Ministry of Environment in the sector. This is particularly the case for the capacity support provided to municipalities, who need to be able to take environmental safeguards into account when planning for service delivery. Training, guidelines and capacity support will be provided to ensure that municipalities are able to implement these safeguards themselves. In addition, tensions and pressure over natural resources such as land occupation and water are also common, and will need to be mediated and addressed through the sector activities.

Inter-sector linkages

Protection: Over the past years the Social Stability sector has established a strong, efficient link with the protection sector. This ensures the complementarity of community interventions and shares responsibility in the design, planning and implementation of activities. Protection partners' work with the displaced and host communities, including on community-based protection, provides easy entry points for Social Stability partners in need of facilitating cross-community contact, and vice-versa – Protection and Social Stability are therefore providing leadership within the response on establishing and managing community groups to gather information or feedback on project implementation.

In addition to ensuring that work to defuse misperception is conducted jointly, another point of linkage between the two sectors is around early warning, by conducting joint analysis of community dynamics, and regularly exchanging information and data.

Education: The Social Stability and Education sectors have also established a link in the area of peace education. Activities related to peace education in the formal education system which were previously implemented in the Social Stability sector will be hosted by the education sector to ensure coherence.

Shelter: In 2016, the Social Stability sector has developed and deepened its link with shelter partners, particularly on providing input into guidelines for neighbourhood upgrading. This collaboration on urban interventions in areas facing steep densification will continue over the next four years. Social Stability will support the coordination of interventions with municipalities and interventions related to public spaces while shelter cover other rehabilitation work to implement comprehensive, multisectoral interventions that are needed to avoid spill-over of tensions. Social Stability and Shelter partners offer the right combination of technical and general skills to be effectively able to support local urban institutions.

Energy and Water: The two sectors will continue maintaining close links on service delivery, especially as Social Stability takes over solid waste activities – the expertise and guidance of energy and water partners and coordination structures will be key to ensure a smooth transition. Ad hoc specific meetings on solid waste will be organized to ensure proper follow up, especially when coordinating solid waste activities in informal settlements.

Other sectors: More generally, the sector will maintain close links with other sectors working on service delivery and infrastructure (Education, Health, Livelihoods, Food Security and particularly Energy and Water) to ensure that social stability basic service projects fill critical gaps not covered by other sectors. Projects implemented by the Social Stability sector will follow the technical criteria and national standards of relevant sectors. Social Stability partners will continue to facilitate access to local

institutions and municipalities for other sectors, as well as to inform other sectors on the outcome of participatory processes conducted at the municipal level to inform the prioritization of other sectors' interventions. In addition, a particular focus will be made on strengthening existing linkages with the Health sector to promote youth health and well-being and prevent harmful and risky behaviours. Finally, the sector is also supporting other sectors such as Food Security to track and analyse the impact of their assistance on social tensions.

Endnotes

- i. Search for Common Ground (May 2014), *Dialogue and Local Response Mechanisms to Conflict between Host Communities and Syrian Refugees in Lebanon* ; International Alert (2014), *Conflict Sensitivity Institutional Capacity Assessment: Primary Healthcare Sector in Lebanon* ; International Alert (2015), *Citizens' Perceptions of Security Threats Stemming from the Syrian Refugee Presence in Lebanon*.
- ii. Inter-Agency Coordination Lebanon (2015), *InterAgency map of the Most Vulnerable Localities in Lebanon*.
- iii. Mercy Corps (June 2013), *Things Fall Apart: Political, Economic and Social Instability in Lebanon*.
- iv. International Alert (2014), *Security Threat Perceptions in Lebanon*.
- v. Search for Common Ground (May 2014), *Dialogue and Local Response Mechanisms to Conflict between Host Communities and Syrian Refugees in Lebanon*; American University of Beirut, Save the Children (2014), *Social Cohesion and Intergroup Relations: Syrian Refugees and Lebanese Nationals in the Bekaa and Akkar* ; REACH, UNICEF, UNOCHA (2015), *Defining Community Vulnerabilities in Lebanon: Assessment Report (September 2014 – February 2015)* ; International Alert (2015), *Citizens' Perceptions of Security Threats Stemming from the Syrian Refugee Presence in Lebanon*.
- vi. Dionigi, Filippo (February 2016), *The Syrian Refugee Crisis in Lebanon: State Fragility and Social Resilience*, LSE Middle East Centre Paper Series No. 15. (footnote).
- vii. Oxfam (2016), *Local Governance under Pressure: Research on Social Stability in T5 Area, North Lebanon*.
- viii. Inter-Agency Coordination Lebanon (2015), *InterAgency map of the Most Vulnerable Localities in Lebanon* ; World Bank (20 September 2013), *Lebanon: Economic and Social Impact Assessment of the Syrian Conflict*, Report No. 81098-LB ; World Bank (15 June 2015), *Lebanon: Promoting Poverty Reduction and Shared Prosperity, Systematic Country Diagnostic*, Report No. 97498.
- ix. Aktis Strategy (2016), *Additional Analysis Report, Lebanon Host Communities Support Project*.
- x. Aktis Strategy (2016), *Additional Analysis Report, Lebanon Host Communities Support Project* ; Lebanese Center for Policy Studies (2015), *Local Governments and Public Goods: Assessing Decentralization in the Arab World* ; Lebanese Center for Policy Studies (March 2015), *Sectarian Homogeneity Does not Guarantee a Wider Array of Services*. Available at: <http://www.lcps-lebanon.org/featuredArticle.php?id=33>.
- xi. Oxfam (2016), *Local Governance under Pressure: Research on Social Stability in T5 Area, North Lebanon*.
- xii. Lebanon, Ministry of Environment, European Union, UNDP (2014), *Lebanon Environmental Assessment of the Syrian Conflict and Priority Interventions*.
- xiii. Lebanon, Ministry of Environment, UNDP (2016), *Masterplan for the Rehabilitation of Dumpsites Study* (unpublished).
- xiv. According to the IAMP 30 (27 September 2016).
- xv. Aktis Strategy (2016), *Impact Evaluation Report, Lebanon Host Communities Support Project*.
- xvi. UNRWA (2015), *Survey on the Socio-Economic Status of Palestine Refugees in Lebanon*.
- xvii. Aktis Strategy (2016), *Additional Analysis Report, Lebanon Host Communities Support Project*.
- xviii. Ibid. ; UNHCR, UNICEF, WFP (2016), *Vulnerability Assessment of Syrian Refugees 2016*, Lebanon ; UNDP (2016), *Local and Regional Entanglements, the Social Stability Context in Sahel Akkar, Conflict Analysis Report – August 2016*.
- xix. Dionigi, Filippo (February 2016), *The Syrian Refugee Crisis in Lebanon: State Fragility and Social Resilience*, LSE Middle East Centre Paper Series No. 15.
- xx. Aktis Strategy (2016), *Additional Analysis Report, Lebanon Host Communities Support Project*.
- xxi. International Alert (2014), *Conflict Sensitivity Institutional Capacity Assessment: Primary Healthcare Sector in Lebanon*; Université Saint-Joseph (2015), *Survey on Perceptions of Syrian Refugees in Lebanon* ; International Alert (2015), *Citizens' Perceptions of Security Threats Stemming from the Syrian Refugee Presence in Lebanon* ; REACH, UNICEF, UNOCHA (2015), *Defining Community Vulnerabilities in Lebanon: Assessment Report (September 2014 – February 2015)* ; Dionigi, Filippo (February 2016), *The Syrian Refugee Crisis in Lebanon: State Fragility and Social Resilience*, LSE Middle East Centre Paper Series No. 15.
- xxii. Aktis Strategy (2016), *Impact Evaluation Report, Lebanon Host Communities Support Project* (footnote); Deutsche Gesellschaft für Internationale Zusammenarbeit - GIZ (February 2016), *Employment and Labour Market Analysis (ELMA): Lebanon*. (footnote).
- xxiii. Search for Common Ground (2016), *Aswat Faaela Context Analysis Report*. (footnote).
- xxiv. Oxfam (2016), *Local Governance under Pressure: Research on Social Stability in T5 Area, North Lebanon*.
- xxv. Mercy Corps (2015), *Social Cohesion and Governance Programming in Lebanon – Testing Theories of Change and Impact Evaluation*; Search for Common Ground (May 2014), *Dialogue and Local Response Mechanisms to Conflict between Host Communities and Syrian Refugees in Lebanon* ; Aktis Strategy (2016), *Impact Evaluation Report, Lebanon Host Communities Support Project*.
- xxvi. Aktis Strategy (2016), *Impact Evaluation Report, Lebanon Host Communities Support Project*. (footnote).
- xxvii. Ibid. (footnote).
- xxviii. Aktis Strategy (2016), *Additional Analysis Report, Lebanon Host Communities Support Project*.
- xxix. UNHCR (2016), *Participatory Assessment Findings*.
- xxx. See for example Lebanon Support Conflict Analysis Project: <http://civilsociety-centre.org/cap>.

Sector Logframe

Outcome 1: Social stability is promoted by strengthening municipalities, communities, systems and institutions ability to mitigate tensions and prevent conflict, and ensuring early warning within the response.

Indicator 1	Description	Means of Verification	Unit	Frequency
Level of social stability in localities targeted by partners	Social stability as per the stability monitoring framework developed by the sector and inter-sector		Percentage	Three times per year

Baseline	Target 2017	Target 2018	Target 2020
Q1 2017 results	Improve ment	Significant improvement	Stable at high level

Indicator 2	Description	Means of Verification	Unit	Frequency
Number of incidents in targeted communities	UNDP/ Lebanon Support conflict map Categories used: policy protests, socio-economic protests, power and governance conflicts, conflicts of social discrimination	UNDP/ Lebanon Support conflict map	Number	Continuously

Baseline	Target 2017	Target 2018	Target 2020
2016 end-of-year number	Reduction	Significant reduction	Stable at low level

Indicator 3	Description	Means of Verification	Unit	Frequency
Number of municipalities maintaining social stability through improved service provision and conflict-prevention efforts	Number of municipalities targetted by the sector benefitting from support, both on service provision (support to municipalities - output 1) and on conflict prevention (support to local and municipal capacities for conflict prevention and youth empowerment initiatives - outputs 3 and 4)	Activity Info	Number	Quarterly

Baseline	Target 2017	Target 2018	Target 2020
100	150	200	251



WATER SECTOR

PEOPLE IN NEED				
3,740,499				
PEOPLE TARGETED				
1,959,428				
REQUIREMENTS(US\$)				
<table> <tr> <td>2017</td> <td>280 million</td> </tr> <tr> <td>2018</td> <td>280 million</td> </tr> </table>	2017	280 million	2018	280 million
2017	280 million			
2018	280 million			
PARTNERS				
39				
GENDER MARKER				
2a				
CONTACTS				
LEAD MINISTRY Ministry of Energy & Water (MoEW) Randa Nemer rnemer@cyberia.net.lb COORDINATING AGENCY UNICEF David Adams dadams@unicef.org				

SECTOR OUTCOMES

Outcome #1

280 m

By 2020, more vulnerable people in Lebanon are accessing sufficient, safe water for drinking and domestic use with reduced health and environmental impacts from unsafe wastewater management.

Indicators

Percentage increase of households to access sustainable and safe water

Percentage increase of boys, girls, women and men with appropriate hygiene knowledge and practices

Percentage increase of households with safely managed wastewater

POPULATION BREAKDOWN

POPULATION COHORT	PEOPLE IN NEED	PEOPLE TARGETED	51% Female	49% Male
Lebanese	2,582,427	1,032,971	513,386	519,197
Displaced Syrians	960,000	768,000	399,360	368,640
Palestine Refugees from Syria	20,161	16,129	8,145	7,984
Palestine Refugees in Lebanon	177,910	142,328	71,876	70,453

Situation analysis and context

The urgent state of Lebanon's water sector today is a cumulative reflection of fifteen years of civil war, two decades of post-conflict under-investment and an unprecedented recent emergency. The water sector has seen a 30 percent increase in the number of individuals in-country requiring safe water and proper wastewater management, challenging a system where one in five households still lacks even a basic water connection, where networks are fragile and unreliable and where only eight percent of sewage is effectively treated.ⁱ Lebanon's already fragile water resources are buckling under extreme pressure.¹

In 2010, the government launched a long-overdue overhaul of its water networks, quality assurance systems and its largely inoperative wastewater treatment capacity via the National Water Sector Strategy. These outlined critical investments in oversight, infrastructure and resource management essential to serve the country's then 4 million inhabitants already facing a 40 percent water supply deficit. Approximately one million had never received water through a piped household network.^{2 ii}

In the wake of the crisis, the focus necessarily switched from resource management to emergency relief:³ to address the needs of an extra 1.5 million displaced Syrians dispersed in hosting communities, a 15 percent rise in poverty rates among Lebanese, damaging coping mechanisms, and surging wastewater and solid waste pollution.

Successive response strategies from 2013-2016 have set out to avert the most drastic potential consequences to assure supply for settlements without water or wastewater access, prevent waterborne disease outbreaks and relieve degrading living conditions. The Ministry of Energy and Water (MoEW) estimates that more than two thirds of all resources received through appeals since 2015 have been spent on water trucking, latrine construction and desludging for families displaced from Syria living in temporary shelters and informal settlements.

Meeting these needs continues to be a daily and costly challenge with little sign of abetting. At least 60 percent of the 227,780 persons displaced from Syria now in informal settlements still rely on trucked water that is unregulated and often from illegal sources,ⁱⁱⁱ while the rest meet needs from unsafe wells or illegal network tapping.⁴ One latrine serves at least nine people on average some of

(1) By 2017, the demand for drinking water is estimated to reach more than six times projected estimates according to MoEW.

(2) Out of a total demand of 1,500 million cubic metres, available exploited public resources can only provide 900 million cubic metres.

(3) Lebanon's 2011 population growth was assessed by the World Bank at a 1 percent annual rate. From 2011 to 2016 Lebanon has experienced the equivalent of an annual population growth rate of 6 percent (<http://data.un.org/CountryProfile.aspx?crName=LEBANON>). The GoL's estimates that between 2011 and 2015, the number of people inside Lebanon grew by 30 percent.

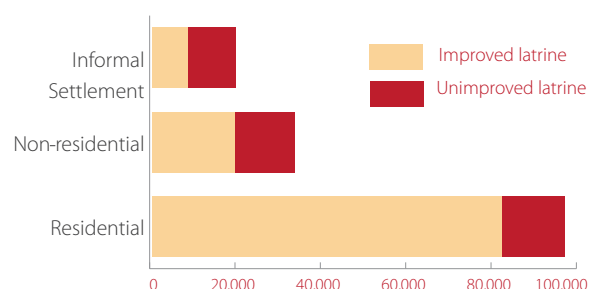
(4) 227,780 individuals in active informal settlements and those with less than four tents. However, there are also 15,289 individuals in small shelter buildings in these informal settlements.

them community-built without the tools to meet quality standards. The response would need to install twice as many just to reach the level of one latrine per household. Wastewater is collected in informal settlements primarily in holding tanks and cesspits which require frequent desludging and trucking to the very limited facilities that can process it; inevitably much of this wastewater is not treated, adding to the health and environment risks in the country.

Meanwhile, the demand for humanitarian services continues to grow each year a consequence of dwindling family resources.⁵ Fewer Syrian families could afford rent in 2016 compared to 2015 and are being evicted from their previous shelters, leading to a proliferation of small informal settlements. The number of informal sites rose within the last year to 4,312, a 34 percent increase in locations and a 30 percent increase in resident families.^{iv} More people and locations to reach inevitably mean more shortfalls and gaps in supply and services. Informal settlements in Akkar and the Bekaa region have been hardest hit as they host 13 percent and 77 percent respectively of the population in informal settlements.^v

Needs are also particularly acute in urban settings of hosting communities where 12 percent of displaced Syrians live in non-residential buildings, such as worksites, garages and shops, which are overcrowded and lack basic water and sanitation services.^{vi} 23 percent of displaced Syrians living in non-residential buildings reported not having enough water compared to 20 percent in informal settlements and 17 percent in residential buildings. 42 percent of displaced Syrians living in non-residential buildings do not have access to an improved toilet facility (flush toilet or improved latrine) compared to 57 percent in informal settlements and 16 percent in residential buildings.⁶

Number of Syrian households that have access to improved or unimproved latrines by shelter type.
(UNHCR ongoing household profiling of registered Syrian refugees)



As of October 2016, approximately three quarters of all households assessed: prioritizing first the most socio-economically vulnerable households. Unimproved includes traditional pit, bucket, open air. Improved includes flush toilet and improved pit latrine.

Supply and service shortfalls are not limited to

(5) 70 percent of displaced Syrians are now below the poverty line (\$3.84 per /capita/day), compared to 48 percent in 2014. Poverty rates among Lebanese have also risen by 15 percent since 2011.

(6) UNHCR ongoing household profiling of registered Syrian refugees (as of Oct 2016, approximately three quarters of all households assessed: prioritising first the most socio-economically vulnerable households)

humanitarian assistance. They are one aspect of a much wider water quality crisis affecting Lebanon's health, economic wellbeing and stability.

Most of Lebanon's most vulnerable inhabitants live in permanent housing, including urban settlements built without official permission.⁷ Household surveys have traditionally reported "safe water" access rates in these areas at close to 100 percent - suggesting all families can access some form of "improved" water source.

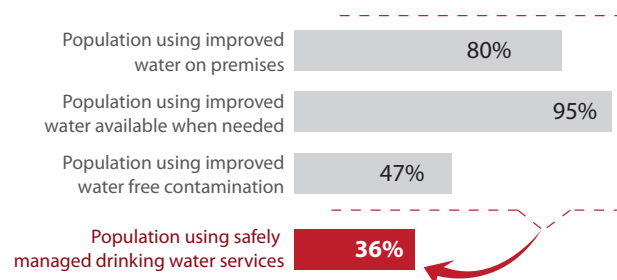
But the most recent data from the 2016 Joint Monitoring Program survey in Lebanon dramatically challenges this assumption. Findings of this survey, which include water quality analysis, show that almost two thirds of people in Lebanon are not accessing a safely managed drinking water supply.^{8 vii}

Percentage of Population in Lebanon using safely managed water.

(UNICEF, WHO - 2016) Joint Monitoring Program

Water must meet all three of the following criteria to be considered 'safely managed':

1. Readily accessible to the household;
2. Delivered in sufficient quantity to meet needs; and
3. Containing zero colony-forming units of E-Coli per 100ml



Underlying and root causes of these excessively low safe water supplies can be summarized as follows:

A challenging management context - Lebanon's water governance is undermined by lack of funds, administrative and technical staffing gaps, incomplete technical data and weak structural incentives for good integrated water management (including weak tariff collection). Regulatory, legislative and management initiatives targeted by the 2010 Water Sector Strategy are still incomplete, with capital projects still prioritized over other essential reforms. The sector as a whole is still struggling to finance and implement critical mechanisms for water quality and resource management, contingency planning, supply partnerships and end-user responsibility and feedback. Lack of comprehensive water quality, quantity and health impact data also makes it hard to prioritize existing funds, and develop systems to incentivize sustainable water resource management –

(7) A national exercise correlating poverty data and UNHCR registration data has identified 251 cadastres as particularly vulnerable – home to 87 percent of displaced Syrians and Palestine Refugees, and 67 percent of deprived Lebanese. A planned WASH vulnerability framework will further refine this analysis to define priority areas for water and wastewater services.

(8) UNICEF, WHO (2016), Joint Monitoring Program. Water must meet three criteria to be considered 'safely managed': 1. Readily accessible to the household; 2. Delivered in sufficient quantity to meet needs; and 3. Containing zero colony-forming units of E-Coli per 100ml

including by end-users.

Compromised supply and quality systems - By end of August 2016, the sector received only \$90 million out of \$390 million requested in the 2016 appeal. This is the lowest level of sectoral funding since the Syrian crisis began – insufficient to make meaningful investments in infrastructure and water quality systems.

Two thirds of Lebanon's natural water resources are contaminated at source level (up to 90 percent in urban areas).^{9 viii} Protecting and delivering this water is effectively impossible, because of dilapidated infrastructure, insufficient staff and irregular power. Half of Lebanon's transmission networks need repair, whilst almost half of all piped water vanishes (as non-revenue water) before reaching households. Power supply shortages (often down to just 3 hours per day) means many families cannot rely on their connections to electricity networks to meet their minimum water needs. Instead, many resort to unsafe and more expensive alternative sources.^{10 ix} Much of the existing infrastructure lays dormant (even after repairs) due to lack of power as well as operational and maintenance capacity of the Water Establishments. Wastewater is a key example: sewage treatment plants built through international financing are still not operating or operating beneath capacity. This means only eight percent of wastewater is adequately treated, while wastewater network coverage is 60 percent.^x Households not connected to wastewater networks often use cesspits and septic tanks which provide minimal reduction in risk of raw sewage leaking directly into the environment and contaminating groundwater resources.

Agriculture and industry continue to aggravate water supply and quality problems. Wasteful and harmful irrigation and application of fertilisers, effluents and waste discharge from health centres and industrial wastewater and solid waste all pollute natural water sources and stress Lebanon's fragile groundwater. Together, agriculture and industry account for 70 percent of the country's water consumption which has increased with almost 30 percent additional people in country. Lebanon's 2015-6 solid waste crisis has added to these pollution burdens, increasing the volume of waste dumped into natural water resources.

The surge in demand has added to Lebanon's vulnerability to drought cycles and climate change, stressing the quantity and quality of reserves and creating supply challenges.^{xi} The responsibility for resolving these issues largely rests with Lebanon's four Water Establishments; however, these are under-resourced and under-staffed. Legal and de facto responsibilities overlap between the Ministry of Energy and Water, Water Establishments and municipalities, fostering a persistent lack of clarity over mandates and complicating water project implementation. Limited contact between some

(9) 70 percent of Lebanon's natural water sources have bacterial contamination.

(10) Up to 50 percent of transmission networks need repair and 48 percent of water sent through networks is unaccounted for.

Water Establishments and end-users creates gaps in responsiveness and accountability. This contributes to dissatisfaction, poor resource management and non-payment of tariffs – which in turn stresses resources and affects water quality. Water Establishments also lack water quality sampling tools, systems and monitoring plans along the supply chain, or bulk water meters for better supply management and forecasting during seasonal periods of stress.

Damaging patterns of demand and use: Without incentives and options to manage resources, or a reliable supply, people are undermining their own drinking water quality. MoEW estimates that at least 55,000 - 60,000 unlicensed wells have been dug.^{xii} More homes are being constructed outside the water network – sometimes illegally and sometimes as a result of poor land-use planning. Water networks are being tapped by those unable to afford bottled or trucked water – which drains resources to the tune of \$40 per month per household in a context of growing poverty (compared to as little as \$21 per month for network supply).^{xiii} Wastewater from kitchens, laundry and bathing is disposed directly into the environment, spreading pollution and disease, particularly in informal settlements and sub-standard shelters.

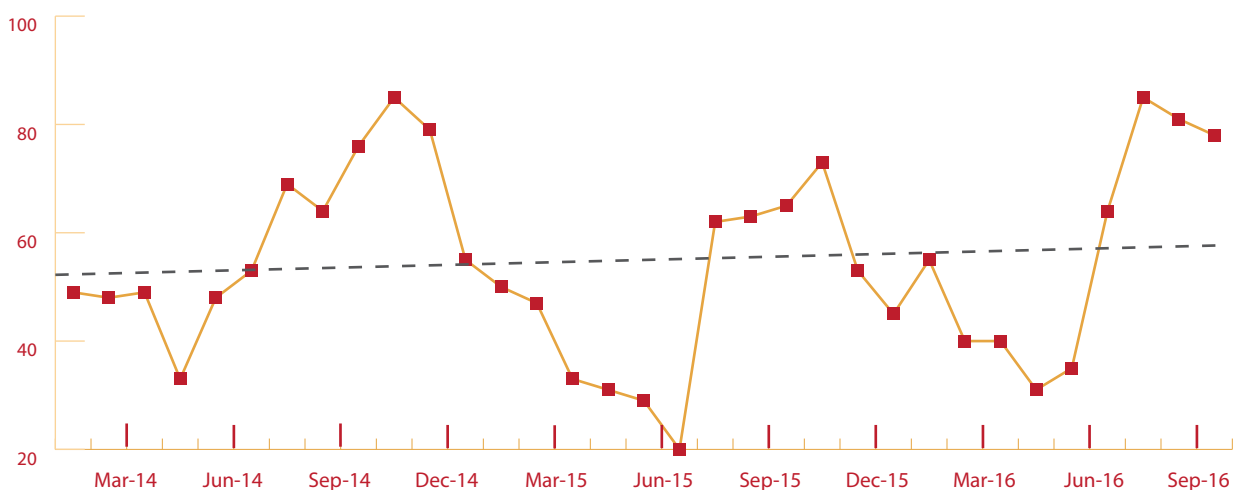
Consequences have hit certain vulnerable groups hardest, and also Lebanon's broader political economy:

- **Children under 5** account for the great majority of all waterborne diseases reported in 2015, and represent half all those living in sub-standard or informal shelters.¹¹ Child diarrhoea rates – at 13 percent for displaced Syrians, 18 percent for Palestine Refugees and 10 percent for Lebanese host communities – are spiking among children in the most vulnerable communities.^{xiv} Nearly 20 percent of Syrian children

in Mount Lebanon and Akkar reported one diarrhoea episode within two weeks of questioning, suggesting a chronic problem.^{xv}

- Nutritional deficiencies caused by persistent diarrhoea can easily hide in the very young – surfacing only in reduced cognitive capacity when children attempt to learn and affecting prospects for a lifetime. It is deeply concerning that water and food-linked disease account for over half of all communicable disease reporting since the beginning of 2014.¹⁶ Viral hepatitis A accounts for one in four of these, with half of all cases reported in the Bekaa.^{xvii}
- **Women and adolescent girls** face particular challenges to their health, protection and dignity without access to safe sanitation and means to ensure personal hygiene – particularly those displaced from Syria in informal settlements and non-residential buildings where conditions are very poor and risk of sexual and gender based violence may be higher.
- **People with special needs** struggle more than most and have received little support. Around 14 percent of Syrian HHs reported having one member with special needs, three quarters of whom lack access to a toilet or bathroom adapted to his or her disability.^{xviii}
- **Displaced Syrians** experience greater challenges in terms of sanitation and hygiene compared to Lebanese. Whilst access to safe water is a similar concern for both, only 41 percent of Syrians reported having access to flush toilet facilities compared to 83 percent of Lebanese. Furthermore, 16 percent of Syrians reported having no access to showering or washing facilities and Lebanese only 2 percent.^{xix}

Percentage of all communicable disease cases that are food & water borne
(MoPH website, surveillance data)



Trendline indicates a steady increase in the proportion of food and water borne disease incidents

(11) Based on Ministry of Public Health reporting of waterborne disease rates as well as UNHCR's registration data.

- **Palestine Refugees** served by UNRWA's water and sanitation services are feeling the impact of a demand 20 percent higher than normal. One third of Palestine Refugees from Syria reported not having access to sufficient water for basic livelihood including drinking and cooking.^{xx} Whilst less than one third of Palestine Refugees have access to safely managed water supply.^{xxi}
- **Economic and environmental costs** of water resource degradation have not been fully tallied. However, a comparative assessment of the GDP impact of pre-crisis water degradation in Lebanon suggests that poor resource management was costing the country the equivalent of 1 percent of GDP per year – now in the hundreds of millions of dollars.^{xxii} The cost of treating diseases associated with poor water supply would increase this figure significantly – without factoring in the longer-term impact of disease-related under nutrition on Lebanon's poverty rates and economic growth. Inadequate supplies have also impacted Lebanon's agriculture and other productive, revenue-generating sectors, impacting livelihoods.
- **Stabilization consequences** are being more widely felt every year the crisis continues, as inequities widen and water becomes a resource subject to pressure and competition particularly between hosting communities and persons displaced from Syria. Tension has been reported between Lebanese farmers and persons displaced from Syria where settlements adjoin agricultural land and affect agricultural water sources. In 2016, mayors of several municipalities hosting large populations of persons displaced from Syria asked the national government to intervene, after communities accused informal settlements of causing environmental and groundwater contamination.

Mitigation measures through the 2015/6 response program brought together 35 organizations to reach more than 800,000 people with some form of water and sanitation service.¹² Half of those reached were poor Lebanese. However, this represents only 37 percent of the two million people targeted – a goal complicated by under-financing for sectoral development and an over-stretched emergency response. The response made some positive progress, connecting 2,874 households to public networks, repairing or extending 95.5km of water pipes and improving or building 4,034m³ of public water storage infrastructure. With projects still ongoing in late 2016, overall annual figures will likely climb considerably. But without water quality and quantity monitoring to ensure protection of resources, supplies reaching people through these networks are not reliable.

Partners also trucked water to 141,000 trucking-dependent persons displaced from Syria in informal settlements and provided or rehabilitated over 3,700

latrines. Hygiene promotion programs aimed to incentivize health protection and environmentally-friendly resource management; however these only reached a third of individuals targeted due to limited financing and capacity. A key part of this program targeted Lebanese citizens, to boost acceptance of water metering, promote conservation and encourage them to engage more actively with service providers. A large monitoring effort continues to track changes in need and use patterns in informal settlements – including the UNICEF, UNHCR, WFP Vulnerability Assessment of Syrian Refugees, the Inter-Agency Mapping Platform and the on-going UNHCR Household Survey.

Learning from challenges: Under-financing was perhaps the greatest challenge facing the 2016 response, compounding the effects of already struggling institutions and unmet demands, obliging a piecemeal rather than a comprehensive approach. A national policy that bans the installation of permanent infrastructure in informal settlements continues to drain resources, both human and financial. Future solutions will require innovation and political will to scale them up.

Promoting responsible water use and protecting Lebanon's social and environmental health will be an uphill struggle as long as the sector lacks strong financial incentives, sufficient needs based evidence and data, mandate clarity in localities and adequate management of water quality and resources. Ultimately, Lebanon's water resources and the people depending on them require a concerted effort across the span of Lebanon's public and private sectors.

Based on past experience, the coming response must reflect: (i) the urgent need to strengthen focus on systems responsible for water quality and quantity nationwide, with a particular focus on equity; (ii) a major investment in wastewater management to reduce health and environmental risks; and (iii) a national consensus on cost-effective solutions for informal settlements. The MoEW, the Water Establishments and sector partners are already considering options for the latter, inter alia through hydrological studies to investigate dedicated water management options for large sites. One large informal settlement is also piloting a temporary septic system to reduce cost and environmental burdens. These initiatives must be built upon as the response develops.

Overall Sector Strategy

Lebanon's pre-crisis National Water Sector Strategy is six years behind schedule. Instead of making measurable progress on reforms to management and infrastructure, or rolling out nationwide incentives for responsible use, this sector has had to run merely to keep pace with accelerating supply needs.

A four-year vision

This coming period is an opportunity to balance and reconfigure a sector so vital to Lebanon's social wellbeing

(12) Data correct as at 30 September 2016

and economic stability. By 2020, vulnerable people in Lebanon - irrespective of their shelter type - should be able to access safe water for drinking that is sufficiently and sustainably supplied. At the same time, the health and economic costs of environmental degradation from unsafe wastewater management should also be significantly reduced.

This goal can only be reached through three complementary and equally critical measures:

1. Finding a national solution for cost-effective servicing of informal settlements;
2. Enhancing Lebanon's capacities to deliver reliable water quality as well as quantity, nationwide and in areas of greatest vulnerability;
3. A heavy investment in wastewater management, to mitigate health and environmental risks.

To achieve this, the sector response aims to drive measurable changes on three key levels.

At the institutional and policy level, the sector will aim to fill policy and legislative gaps, empowering the Water Establishments and enabling the MoEW to launch a long-delayed strategy to monitor water quality and quantity. This is the first step to helping government and communities make better use of resources. The response will also aim to develop a stronger evidence base for water investments, including a water and sanitation vulnerability framework for displaced Syrians, host communities and Palestine Refugees, integrating related health data.

At the service delivery level, the response will increase the efficiency in supporting humanitarian water and sanitation needs of displaced persons from Syria without access to public systems and rehabilitate and extend the outdated water infrastructure that serves host communities. As part of the support program for host communities, the response will aim to build the capacity of Water Establishments to recover costs through appropriate tariff systems and deliver a higher standard of service that ensures better quality, quantity and improved operation and maintenance.

At the community level, the response will aim to empower displaced Syrians and vulnerable host communities to change behaviours that damage their health, their environment and undermine water security - and participate more actively in planning to identify solutions for their water and wastewater needs.

A more detailed breakdown of the changes needed at each level is included below:

The oversight and management level

If Lebanon can implement a comprehensive resource management, water partnership and water quality and quantity strategy, including by filling data and staffing gaps, it will be able to make better use of resources and channel them more effectively to investments

linked most closely to health and poverty outcomes. In addition, if Lebanon can use improved data platforms to institute rolling drought and flood mitigation plans, its management of water resources during periods of stress would improve. If the MoEW, in collaboration with the Water Establishments, were to develop and launch new platforms for end-user feedback and response, the amount of information available for planning would increase - as would incentives to pay tariffs. Equally, if Lebanon can move towards a metered payment system, it would enable better forecasting of supply and demand, while also incentivizing conservation.

Across the service delivery chain

If Lebanon can finance and activate a nationwide water resource and quality and quantity monitoring system and make sufficient investments in the operation and maintenance of networks accounting for the greatest bulk of non-revenue water, water sources will become less stressed and damaging coping mechanisms less needed. If wastewater treatment plants can be brought to full operating capacity with trained staff, the environmental burden from current wastewater pollution will be less. If modern agricultural systems become more widespread, and industry held accountable for dumping waste in rivers, this would improve quality and stability in natural water resources. If Water Establishments are helped to coordinate better, including with municipal authorities, and to develop accountable, responsive relationships with end-users, then public incentives to pay tariffs, protect networks and respond to service outages will be enhanced. Equally, if a national solution can be found for more cost-effective servicing of water and wastewater needs in informal settlements, more funds would be available for wider investment in Lebanon's wider water quality and supply issues, and the health and environmental impact of poor wastewater management would be greatly reduced - particularly for children under five.

At point of use

Finally, if Lebanon can finance and support a widespread, behaviour change strategy, integrated with broader public health campaigns and focusing particularly on localities most vulnerable to supply and quality gaps, then vulnerable communities would be in a better position to protect their health and environment through reliance on unregulated and unsafe services - and tensions over water competition and environmental pollution would be less likely to arise. If families can be empowered to work together to identify where needs could be met more effectively, and communicate more positively with Water Establishments, then service reliability and accountability would improve.

Strategic objectives and sector response

The 2017-2020 Water sector strategy aims to establish a platform for positive, progressive change: in the cost-effectiveness and reach of humanitarian services, in the capacity of regional institutions to provide quality

services in an accountable way, in the ability of vulnerable people to make better water, sanitation and hygiene choices protecting their health and the environment, and in national management platforms and partnerships for the water sector.

This strategy builds on work begun under the LCRP 2015-16, which created a range of sectoral initiatives and partnerships for supply gap-filling, information management, capacity-building, infrastructure rehabilitation and community mobilization.

By emphasizing equity, quality and accountability, the strategy aligns with Lebanon's efforts to meet obligations under Sustainable Development Goal (SDG) 6, as well as related targets for child mortality and under-nutrition in SDGs 2 and 3. SDG 6 ensures availability and sustainable management of water and sanitation for all, including paying special attention to the needs of women and children and those in vulnerable situations.

Institutional relationships need reinforcement as the water sector moves towards full decentralization. The MoEW is the strategic, management and oversight lead for the sector, responsible for: the development and updating of the sector's strategy, identification of water resources and developing the water and wastewater master plans. Law 221 established the four Water Establishments as independent bodies under the Ministry of Energy and Water in charge of water/wastewater infrastructure and making infrastructure investments based on the master plans. This law preserved the responsibility of the Litani River Authority to manage and use the irrigation water in its geographical zone (West Bekaa and part of South Lebanon). Since the Water Establishments depend mainly on revenues raised from the subscribers, they are operating at a loss and struggle practically to invest resources. Therefore, the MoEW is still funding infrastructure investments centrally, either directly through its own yearly budget of approximately \$20 million or through implementing partners. These include the Council for Development and Reconstruction (for large-scale infrastructure) and, since 2011, UN agencies. Other actors are filling gaps left by under-resourced Water Establishments by supporting local water and wastewater infrastructure projects related to municipalities and local water committees that remain de facto in charge of the service provision in their area despite Law 221. Some of these projects lack guaranteed quality standards and may aggravate water availability and quality problems in the surrounding area. This delayed transition towards a fully self-financing and decentralized water authority model has created confusion around responsibilities and financial entry points for investors. The process of updating the regional water master plans in 2017 will set priorities to guide all implementing partners; this will be complemented by a Ministry-led process to reinforce clarity on institutional roles and responsibilities, for a more coordinated investment process.

The sector response is guided by the broader strategies and plans of the GoL, primarily through the National Water Sector Strategy (MoEW, 2010) and the Wastewater Strategy (MoEW, 2010). In addition, it uses various assessments conducted by different agencies to understand where the most urgent and critical needs are. In addition to the national situation analysis captured in MoEW sector strategies, other critical data guiding this strategy include the Joint Monitoring Program 2016 (JMP, UNICEF, WHO), the Vulnerability Assessment of Syrian Refugees (VASyR 2016 – conducted by UNHCR, UNICEF and WFP), UNCHR's ongoing Household Profiling and the Inter-Agency Mapping Platform. In 2017, sector partners will aim to combine these data into a comprehensive WASH-related vulnerability mapping platform.

2.1 Sector Outcomes and Outputs

The sector response for 2017-2020 has one overarching objective and three outputs each with priority interventions outlined for 2017:

Outcome 1 - By 2020, more vulnerable people in Lebanon are accessing sufficient and safe water for drinking and domestic use with reduced health and environmental impact from unsafe wastewater management

Output 1.1 - By 2020, national institutions, frameworks and partnerships to manage resources and services are strengthened

This output aims to strengthen national institutions, frameworks and partnerships to manage resources and services with a particular focus on quality, equity and accountability.

Priority interventions 2017: At the national level, the response will support the Ministry of Energy and Water to deliver reforms it has identified as sector-critical. Partners will review and update priority sector strategies and frameworks and in particular support the development of a national water quality monitoring program, including measures to assess quality along the supply chain from source to end-user, and a national end-user feedback mechanism. The sector will also support reforms for water quantity management – including potentially through supporting demand management initiatives, the introduction of meters and the safe sustainable management of water resources prioritising those used for drinking water supply.

To improve the quality of planning and forecasting, the response will combine the various Water Sanitation and Hygiene surveys into a new information management platform designed as a comprehensive WASH vulnerability framework, to support proper targeting of interventions. Partners will also support the MoEW to strengthen rolling contingency plans for natural drought and flood cycles or other demand-related emergencies such as water-borne disease outbreak.

Finally, the sector will support cooperation between the MoEW and other key ministries and responsible

institutions, as well as Lebanon's broader political economy, to deliver a better and more comprehensive client focused service. Partners will help to strengthen water supply partnerships, including through the private sector. They will link critical water, wastewater, health and nutrition interventions through an integrated action plan for child survival, working with the Ministry of Public Health (MoPH) and other key Ministries. They will also develop and launch a national hygiene education program for schools in partnership with the Ministry for Education and Higher Education.

Output 1.2 - By 2020, the quality, quantity and reliability of water services have increased for communities with greatest water vulnerability

This output has two components:

1) Ensure humanitarian water and wastewater service delivery for those with least access, primarily displaced Syrians in temporary shelters, by implementing more cost-effective solutions to reach them.

Priority interventions 2017: Water trucking and a water voucher system will continue to be the primary pathway to meet the needs of families displaced from Syria living in informal settlements. The response will also improve household capacity to store and manage water safely by providing and repairing water storage tanks at household level and supporting the operation and maintenance of site water points.

The program will continue to support latrine construction in informal settlements, towards a goal of one latrine per household. This program focuses particularly on households where persons with special needs require adapted facilities and women or adolescent girls need safe access to facilities to minimise risk of sexual or gender-based violence and to maintain dignity. Partners support with repair, maintenance and decommissioning of temporary sanitation facilities in agreement with landowners – an essential activity as evictions continue and families are forced to move from site to site. They will also continue to desludge and transfer wastewater to functioning treatment plants enhancing the capacity and operation and maintenance to accommodate additional load.

2017 will see the expansion and implementation of a program to address special water and sanitation needs across informal settlements, including for people with disabilities, whose access to traditional facilities is often restricted, and for women and girls, who have particular needs in terms of privacy and dignity. The 2016 program to train implementing partners to better identify and map these needs will be expanded into a broad community-engagement strategy to develop and implement solutions.

The sector will also seek to make a shift towards more innovative humanitarian approaches – using studies and evaluations to identify and scale up more cost-effective solutions for water and wastewater management in

informal settlements. This effort will be essential while there is a government policy against families living in informal settlements connecting to national network infrastructure. Results from hydrogeological surveys will be analysed, alongside other data, to identify potential alternative water-sources to reduce reliance on unregulated trucking and unregistered wells. The sector will continue to advocate for a national consensus on reducing reliance on high-cost, temporary interventions in informal settlements, and to bring various governmental layers into dialogue on alternative, cost-effective solutions. The wastewater management situation in informal settlements is currently being assessed in detail through a consultancy with the aim of determining the most appropriate solutions that are practical to implement and significantly reduce health and environmental risks whilst reducing costs.

2) Improve the quality, quantity and reliability of water and wastewater services delivered to vulnerable communities through national and regional systems.

Priority interventions 2017: The sector will continue to boost the reach and quality of public water networks and sources, based on a WASH vulnerability analysis. They will construct, extend and rehabilitate distribution networks in hosting communities and support the safe and effective operation of public sources such as springs, wells, treatment facilities and reservoirs. Work will continue to enhance water storage capacity by building and repairing communal storage tanks.

Similarly, the sector will continue to boost the reach and operating effectiveness of wastewater treatment and wastewater collection. Partners will construct, extend and rehabilitate wastewater networks and treatment facilities and support their operation and maintenance to reduce the burden of untreated wastewater in the environment. They will clean and maintain rivers and storm water channels to protect the most vulnerable from flood-related damage and disease.

To minimize the stress on water resources caused by unsafe and outdated agricultural practices, the sector will upgrade or construct new irrigation systems and off-farm networks to optimize water usage and reduce risks to domestic water supply and quality. The sector will collaborate with the Ministry of Agriculture and the food security sector to work with farmers on responsible management of water resources for irrigation, to reduce the impact of unlicensed wells. The sector will also explore introducing rainwater catchment systems, combining low-cost solutions with potentially high impact on domestic water supply as well as agricultural production.

The program will place extra emphasis on increasing its investment in the capacities of Water Establishments, with a focus on the relationship with end-users where quality is currently weakest. Partners will support a gap analysis of MoEW and Water Establishment projects and equip and train Water Establishments to boost their

planning and project efficiency. They will introduce an initiative to support Water Establishments to implement a communication and trust-building strategy with municipalities as well as end-users, including a feedback system in order to incentivize tariff-payments.

Output 1.3 - By 2020, vulnerable communities adopt more responsible water and wastewater practices

This output aims at enabling and empowering communities to adopt more responsible water and wastewater practices, mitigating health and environmental impacts. Supporting LCRP Strategic Objective 3

Priority interventions 2017: The response will increase the quality of its community-based behaviour change initiative, emphasising child survival and health as well as environmental protection, in close cooperation with the health sector and environment task force. The program will encompass household visits based on WASH vulnerability data, as well as PHCs, schools, SDCs and other community centres. The behaviour-change strategy will be reinforced by delivering hygiene supplies to families at or under the poverty line, with a particularly strong focus on women, adolescent girls and children under five.

The response will also intensify knowledge and responsibility transfer around safe water and hygiene management. It will support and train WASH committees in informal settlements and train community-based hygiene volunteers ensuring gender balance for both. It will also map community-based organizations capable of supporting WASH-related behaviour change by integrating it in complementary programs.

Partners will also build the capacity of other sectors providing services at the municipal level to improve the quality of health and hygiene promotion reaching families through national systems, ensuring gender balance. The program will invest in a comprehensive hygiene training of municipal-level hygiene promoters from the MoPH and MEHE, complementing the community-based mobilization programs already running in informal settlements and vulnerable locations.

A major program focus will be to strengthen needs identification and planning at the community level, as key ways of transferring responsibility for conservation and more responsible practices. The MRR program (Mapping of Risks and Resources) will continue to help vulnerable municipalities and hosting communities collectively self-identify unmet water and wastewater needs, and develop feasible plans to address them.

Finally, awareness campaigns for water conservation and efforts to improve community responsibility and daily practices must be connected to initiatives supporting the Water Establishments such as water metering, applying volumetric tariffs and strengthening the application of business plans, whilst an enabling environment is provided by the MoEW through advances

in policy making and regulatory actions. This will ensure the sustainability of improved management, delivery and use of water increasing the wellbeing of affected households and the environment.

Assumptions, risks and mitigation measures

The response strategy factors in several assumptions, risks and mitigation measures:

Assumption 1: commitment and accountability across Government to make supply and quality improvements remains strong. Water quality and supply is a cross-sectoral issue; the MoEW depends upon a shared commitment across the GoL to limit practices in both public and private sectors that impact water quality. The response will factor in national advocacy to demonstrate the potential long-term cost of unsafe water and wastewater management to child survival and growth, to learning, to the economy and also to stability. It will also ground this strategy in those under development to meet Lebanon's commitments under the Sustainable Development Goals.

Assumption 2: donors provide sufficient funds to meet LCRP commitments. The proportion of sector funding to needs is at its lowest point since the crisis began. Should under-funding continue, the sector will use its prioritization criteria (equity, alignment, conflict sensitivity, multi-sectoral impact) to ensure that vulnerability is addressed first before long-term sectoral reforms; however, it will continue to advocate for a shared international vision for the water sector as critical to Lebanon's long-term wellbeing.

Assumption 3: the water demand-supply ratio remains stable. Since the number of people inside Lebanon has been relatively stable since 2015, the most likely potential upset of the current demand-supply ratio would come from extreme weather. Should Lebanon experience either a drought affecting supply or a new influx affecting demand, the response would move onto an emergency footing. Therefore, support to national contingency planning will be a key priority in early 2017.

Assumption 4: all priority populations continue to be accessible. Currently the international response can reach almost all parts of the country. To protect against any potentially destabilizing changes making access harder, the response will emphasize knowledge transfer to equip communities with the tools and information they need to manage their resources more safely for themselves.

2.2 Identification of sector needs and targets at the individual, institutional and geographical level

The total population in need across all cohorts in the water sector has been defined as equivalent to the percentage of people that do not have access to safely managed water in Lebanon. This is based on preliminary data from the recently conducted Joint Monitoring Program.^{xxiii}

In general, this may be understating the needs since it doesn't account for those households or areas that do not have water quality issues but might instead have wastewater needs. Nevertheless, it gives the best approximation in lieu of detailed vulnerability mapping, across the country, of the varied layers of needs and is based on internationally recognised standards of assessment. Data will soon be available providing a new baseline of wastewater needs as well as knowledge and behavioural practices.

The sector targets institutions, communities that are unserved or poorly serviced and vulnerable groups, households and individuals. The sector will target 80 percent of the population groups of the displaced Syrians, Palestine Refugees from Syria and Palestine Refugees in Lebanon, whilst targeting 40 percent of the most vulnerable Lebanese. This reflects the sector capacity and anticipated resourcing. The inter-agency vulnerable localities map has been a key tool for the sector to identify cadastres which have the highest concentration of Syrian refugees, deprived Lebanese and Palestinian refugees. 251 cadastres are currently targeted, pending an update of the map as new poverty

data becomes available.¹³ A planned WASH vulnerability framework will further refine this analysis to define priority areas for water and wastewater services.

The MoEW will be targeted for institutional support in its responsibilities for policy making, national planning and water resource management, whilst the four Water Establishments and the Litani River Authority are the primary targets for improving service provision.

Prioritisation by sector partners will be according to the following criteria:

Equity: Prioritize vulnerable groups, households and individuals (i.e. female/child headed households, elderly or disabled persons and minors) who face particular risks or require specific assistance, and on geographical areas with the highest concentration of affected people and with no/poor access to sufficient quantity, quality and continuity of services.

Alignment: Prioritize implementation of pre-planned specific projects identified as essential within the GoL's strategies and master plans, which benefit the most vulnerable communities and would make the greatest contribution to the SDGs.

Conflict sensitivity: Prioritize areas most at risk of resource-based conflict, where community relationships are at their most fragile.

Multi-sectoral impact: Prioritize addressing multi-sectoral risks to health, environment, education and stability, with a focus on environmental degradation, water-borne disease incidence rates and educational retention.

(13) A Rapid Poverty Assessment is currently underway, implemented by MoSA, UNDP, UNICEF and WFP. Results will become available by year end, upon which the mapping of vulnerable cadastres will be updated.

Total sector needs and targets 2017

Population Cohort	Total Population in Need	Targeted Population	No. of Female	No. of Male	No. of Children (0-17)	No. of Adolescent (10-17)	No. of Youth (18-24)
Lebanese	2,582,427	1,032,971	513,386	519,197	321,770	168,787	
Displaced Syrians	960,000	768,000	399,360	368,640	411,648	146,688	79,104
Palestine Refugees from Syria	20,161	16,129	8,145	7,984	5,910	2,590	
Palestine Refugees in Lebanon	177,910	142,328	71,876	70,453	54,256	26,188	
GRAND TOTAL	3,740,499	1,959,428	992,767	966,273	793,584	344,254	79,104

Type of Institutions	Total	Targeted
Central Ministries		1
Water Establishments & Litani River Authority		5
Union of Municipalities	46	TBD
Municipalities	1,005	400
Palestinian Camps	12	12
Palestinian Gatherings	42	42
Schools	1,279	400
Informal Settlements	4,312	3,450

Mainstreaming of conflict sensitivity, gender, youth, people with specific needs (PwSN) and environment

Conflict Sensitivity

The water sector aims at ensuring equitable access for all vulnerable communities, whether poor Lebanese, Palestine Refugees or displaced Syrians. Balanced access to services not only mitigates the risk of resource-based conflict but also promotes a climate in which people feel their needs are met fairly and proportionately. Many sector activities contribute to building community resilience, by creating productive fora for discussion and problem-solving. Conflict sensitivity is one of the leading prioritization criteria for the sector, and social tension indicators will be incorporated into the planned WASH vulnerability framework through cooperation with the social stability sector.

Gender

Interventions of local and international partners consider the different needs of women, girls, boys and men. Where there are no family latrines and washing facilities there are gender-segregated toilets. The 2017 Water sector response includes particular elements to involve women in measuring and monitoring water quality, and in planning solutions alongside Lebanese institutions. It will also increase focus on the dignity and protection needs of women and girls, including through a special program connecting hygiene promotion, including menstrual hygiene management and capacity-building to the risks of gender-based violence where women lack access to segregated, safe toilets.

Youth

Adolescents and youth will be: targeted with hygiene promotion sessions; trained to become trainers on hygiene promotion and water conservation; provided with increased access to safe water and sanitation services; and involved in youth-led initiatives in communities and informal settlements on water, sanitation and hygiene subjects. Adolescent and young girls will benefit from personal and female hygiene sessions and items. They will also be part of committees ensuring the sustainability of the installed hardware. The launch of a national school-level hygiene promotion program will involve youth at every level.

People with Specific Needs (PwSN)

Partners will continue to provide humanitarian assistance for evicted families ensuring they have the minimum water, sanitation and hygiene support in the immediate days following. Water and sanitation services shall be implemented in a manner that meets the requirements of persons with specific needs, including those with disabilities and older persons as well as for women and

children through ensuring safe accessibility to toilets and bathing and washing facilities. In 2017, a specific program to address special needs will roll out based on a mapping completed in 2016, based on consultations with PwSN. The Refugee Assistance Information System (RAIS) database reflects these needs, and is updated using the ongoing UNHCR household assessment of displaced Syrians. Sector partners at the field level will continue to support Lebanese, Palestinian and Syrian communities by alerting protection colleagues of suspected protection concerns through established referral mechanisms.

Environment

Protecting the environment is central to the water sector response, from safeguarding natural water sources to preventing environmental contamination through unsafe supply and use patterns. The sector will continue to build the evidence base for advocacy, presenting the avoidable cost of environmental degradation to Lebanon. Practically, the response will support capacity building, training and awareness campaigns to conserve water and dispose of wastewater safely. Innovations for non-permanent yet sustainable wastewater treatment and disposal at informal settlements will be evaluated and rolled out. The long-standing dire operating standard of wastewater treatment plants will be reviewed and a comprehensive strategy to bring them to working order presented in order to raise sufficient funds. The sector will cooperate closely with the Environment Task Force led by the MoE to maximize the benefits of water and wastewater interventions.

Inter-sector linkages

The water sector has longstanding and close cooperation with the sectors of Health, Education, Social Stability and Shelter. In this next phase, it will also step up engagement with the protection sector, as part of a commitment to deliver equity for individuals with special needs, and for women at risk for GBV without segregated toilets. 2017 will also launch a more structured national cooperation with the Health sector, through an integrated child survival action plan drawing attention, resources and cross-government cooperation to a growing WASH, nutrition and healthcare-related child health crisis.

Health: The Health sector remains the primary partner of the water sector vis-à-vis mitigating water, sanitation and hygiene-related health risks. In 2017, the MoPH and the MoEW will launch a four-year combined National Action Plan for Child Survival to direct energy and resources towards health impact strategies for the 0-5 age group. The two sectors cooperate closely on hygiene promotion (where the water sector has the implementation lead), disease/environmental surveillance and have collaborated to draft an Acute Watery Diarrhea/Cholera Response Plan. Combining environmental sanitation and disease surveillance data has helped to identify locations and population groups

at particular risk of water, sanitation and hygiene related diseases. Referral mechanisms are well established between the health and water sector in the Bekaa and are developing in other field areas and will be strengthened with improvements to the monitoring system of the Epidemiological Surveillance Unit in MoPH. Improved water quality testing and monitoring planned through the water sector response will complement these efforts to reduce WASH related health risks. The sectors will also continue to work together on vector control, in cooperation with the MoE.

Education: The Education sector manages school-related water and sanitation infrastructure projects, while water and wastewater services to and from the school is the responsibility of the water sector. Rehabilitation of schools in underserved regions, where Lebanese communities host considerable numbers of displaced Syrians, will be achieved through MEHE's Effective School Profile (ESP) framework where minimum water, sanitation and hygiene standards are ensured. Construction of new schools will also be undertaken based on needs-assessments and in coordination with the water sector. In 2017, the two sectors will strengthen their cooperation through a national hygiene promotion program for schools – including a component that educates youth on protecting the environment, and helps young people grasp the link between unsafe water, poor hygiene practices, environmental costs and water-related disease.

Basic Assistance: The Water sector cooperates closely with the basic assistance sector on identifying areas of greatest humanitarian and poverty-related vulnerability and the delivery of humanitarian supplies. The water sector benefits from economic profiling through household visits supported through the basic assistance sector as well as by sharing its own data on vulnerability (and on use of services). Multipurpose cash assistance by the basic assistance sector incorporates components of hygiene items and drinking water in the total sum provided. A mapping exercise is being undertaken to identify and minimise duplication of multipurpose cash contributions for drinking water where water services are provided, particularly through trucking operations so that resources are optimised. Responsibilities for winter assistance have been divided so that the basic assistance sector provides fuel for heating, stoves and again cash assistance whereas the water sector undertakes flood risk mitigation and site drainage activities, whilst also providing drainage kits to help beneficiaries manage their own sites.

Shelter: Collaboration between the Shelter and Water sectors is particularly close. Data collected through the shelter sector continues to serve as a proxy for their water, sanitation and hygiene vulnerability. This is likely to shift once the WASH vulnerability framework is in place, which will require collaboration with the shelter sector for its development. Both sectors cooperate on flood risk mitigation and site drainage measures in low-

lying and flood-prone settlement areas, while elevating toilets, with the Water sector taking special responsibility for waterproofing wastewater storage and elevating toilets. The Shelter sector will refer any water and wastewater needs identified through its neighbourhood profiling exercise. Whilst increased collaboration is required to ensure better targeting, prioritisation and implementation of mitigation measures to ensure water, sanitation and hygiene related health and environmental risks are reduced for non-residential buildings inhabited by vulnerable families. As with the Education sector, the responsibility for renovating water and sanitation facilities inside the buildings rests with shelter, while services to and from the building are ensured by the water sector. 2016 saw an improvement in the integration of hygiene promotion with hardware activities – but more focus will be placed on ensuring joint interventions during the response cycle.

Social Stability: Safe water and adequate sanitation are a profoundly component of social stability. Pressures on these resources have measurably increased social tensions in specific locations, in some cases leading to eviction of displaced Syrians due to allegations of water tapping or environmental degradation. The Water sector undertakes projects that have a social stability outcome while the Social Stability sector undertakes activities and projects that are in some cases water (including irrigation and drainage) and wastewater in nature. Strong collaboration and data sharing between both sectors has helped to direct WASH programming towards areas of conflict risk. This collaboration will continue to be essential to mitigate risks of social tension, integrate conflict sensitivity into programming, reduce duplication of work and keep a balanced focus on socio-economic vulnerability. Strong collaboration will be needed to ensure improved management of solid waste particularly in informal settlements where Water sector partners provide support to households and communities from a sanitation perspective.

Livelihoods: The Water sector will continue to implement infrastructure projects benefiting the labour market through the creation of skilled and unskilled labour. Collaboration with the livelihoods sector will gauge possibilities of tracking these benefits.

Energy: Power cuts reduce treatment of wastewater, increasing risks to environment and health. Power cuts also reduce water supply pumping, resulting in people receiving public water supply irregularly (every other day) and in turn resulting in people resorting to illegal and unsafe water sources as a coping mechanism. Collaboration with the Energy sector is necessary to improve the reliability and continuity of public water supply to all people that need it through ensuring pumping stations are connected to the grid or to renewable energy sources. Enhancements in supplying energy will reduce costs and ensure that wastewater collection and treatment is also improved.

Food Security: Coordination with the Food Security sector is linked to water management and conservation, particularly with respect to irrigation of farmland. Improving irrigation infrastructure and practices could play a huge role in easing the strain on water resources – particularly during droughts. Primary canals are under the responsibility of the water sector while secondary or on-farm irrigation canals fall under the responsibility of the Ministry of Agriculture as lead of the food security sector. As water quality testing improves, the water sector will share information on particularly Water-stressed areas for a stronger collaborative effort to find environmentally-friendly solutions.





Protection: Cooperation with the Protection sector will be stepped up in 2017 as the water sector rolls out a program in informal settlements designed around people with specific needs to ensure services are adapted to their needs. The two sectors will share information on community-level needs and local capacities to meet those needs (including community-based organizations already working on protection and human rights issues). The Water sector is also increasing its focus on the intersection between sanitation and gender-based violence, as part of a joint effort to minimize the exposure of women and girls to sexual violence in a context of open defecation and rudimentary shared WASH facilities.





Endnotes





- i. Lebanon, Ministry of Environment, European Union, UNDP (September 2014), Lebanon Environmental Assessment of the Syrian Conflict and Priority Interventions.
- ii. Resolution No.2, Date 09/03/2012, Lebanon, Ministry of Energy and Water (27 December 2010), National Water Sector Strategy: A Right for Every Citizen, a Resource for the Whole Country.
- iii. Inter-Agency Mapping Platform 30, (27 September 2016)
- iv. Ibid. and IAMP15 (June 2015)
- v. Ibid.
- vi. UNHCR, UNICEF, WFP (2016), Vulnerability Assessment of Syrian Refugees 2016, Lebanon
- vii. UNICEF, WHO (2016), Joint Monitoring Program
- viii. Lebanon, Ministry of Energy and Water (27 December 2010), National Water Sector Strategy: A Right for Every Citizen, a Resource for the Whole Country.
- ix. Ibid.
- x. Ibid.
- xi. Lebanon, Ministry of Energy and Water, UNDP (2014), Assessment of Groundwater Resources of Lebanon.
- xii. MoEW, UNDP (2014), Assessment of Groundwater Resources of Lebanon Ibid.
- xiii. OCHA, REACH, UNICEF (2015), Defining Community Vulnerabilities in Lebanon: Assessment Report (September 2014 – February 2015).
- xiv. UNICEF (2016), Situation Analysis of Women and Children, Lebanon
- xv. Ibid.
- xvi. MoPH (October, 2016). Available at <http://www.moph.gov.lb/Prevention/>
- xvii. MoPH (October, 2016). Available at <http://www.moph.gov.lb/Prevention/> Ibid.
- xviii. UNHCR, UNICEF, WFP (2016), Vulnerability Assessment of Syrian Refugees 2016, Lebanon
- xix. OCHA, REACH, UNICEF (2015), Defining Community Vulnerabilities in Lebanon: Assessment Report (September 2014 – February 2015).
- xx. UNRWA (2015), Profiling the Vulnerability of Palestine Refugees from Syria Living in Lebanon.
- xxi. UNICEF, WHO (2016), Joint Monitoring Program
- xxii. World Bank (June 2004), Cost of Environmental Degradation: The Case of Lebanon and Tunisia, Environmental Economics Series Paper No. 97.
- xxiii. UNICEF, WHO (2016), Joint Monitoring Program

Sector Logframe

Outcome 1: By 2020, more vulnerable people in Lebanon are accessing sufficient, safe water for drinking and domestic use with reduced health and environmental impacts from unsafe wastewater management.

Indicator 1	Description					Means of Verification					Unit	Frequency	
						MICS 2018 ,2016 and 2020 JMP 2018 ,2016 and 2020					Percentage	Every two years	
 Lebanese	 Displaced Syrians					 Palestine Refugees from Syria (PRS)			 Palestine Refugees in Lebanon (PRL)				
Baseline:	Target 2018	Target 2020	Baseline:	Target 2018	Target 2020	Baseline:	Target 2018	Target 2020	Baseline:	Target 2018	Target 2020		
36%	41%	46%	36%	41%	46%	36%	41%	46%	36%	41%	46%		

Indicator 2	Description					Means of Verification					Unit	Frequency	
						KAP survey 2016/2017, 2018 and 2020					Percentage	Every two years	
 Lebanese	 Displaced Syrians					 Palestine Refugees from Syria (PRS)			 Palestine Refugees in Lebanon (PRL)				
Baseline:	Target 2018	Target 2020	Baseline:	Target 2018	Target 2020	Baseline:	Target 2018	Target 2020	Baseline:	Target 2018	Target 2020		
0%	(7%) Depending on KAP baseline assessment	(15%) Depending on KAP baseline assessment	0%	(10%) Depending on KAP baseline assessment	(20%) Depending on KAP baseline assessment	0%	(7%) Depending on KAP baseline assessment	(15%) Depending on KAP baseline assessment	0%	(7%) Depending on KAP baseline assessment	(15%) Depending on KAP baseline assessment		

Indicator 3	Description					Means of Verification					Unit	Frequency	
	From collection to environmentally safe disposal					JMP focused on sanitation, early 2017					Percentage	Every two years	
 Lebanese	 Displaced Syrians					 Palestine Refugees from Syria (PRS)			 Palestine Refugees in Lebanon (PRL)				
Baseline:	Target 2018	Target 2020	Baseline:	Target 2018	Target 2020	Baseline:	Target 2018	Target 2020	Baseline:	Target 2018	Target 2020		
0%	(5%) Depending on sanitation baseline assessment (JMP)	(10%) Depending on sanitation baseline assessment (JMP)	0%	(5%) Depending on sanitation baseline assessment (JMP)	(10%) Depending on sanitation baseline assessment (JMP)	0%	(5%) Depending on sanitation baseline assessment (JMP)	(10%) Depending on sanitation baseline assessment (JMP)	0%	(5%) Depending on sanitation baseline assessment (JMP)	(10%) Depending on sanitation baseline assessment (JMP)		

PART III

ANNEXES

BEST PRACTICES

DEVELOPING THE LCRP

COMMITMENTS OF THE LCRP RESPONSE

PLANNING FIGURES

TERMS OF REFERENCE SECTOR STEERING COMMITTEE

TERMS OF REFERENCE ENVIRONMENT TASK FORCE

BIBLIOGRAPHY

ANNEX 1: BEST PRACTICES

1. **Maintaining the integrated stabilization and humanitarian approach** will ensure both dimensions of the response are supporting a wider reach of vulnerable individuals and institutions, while contributing to the overall stability of the country in a fragile context.
2. **Effective coordination and clarity on roles and responsibilities** will enhance the quality of results and services for beneficiaries, yielding more efficient use of resources and improved working relationships among partners.
3. **Joint and results-based planning** will ensure joint ownership of the response and avoid reshaping priorities and duplication of activities, emphasizing results achievement rather than mere adherence to planned activities and outputs.
4. **Joint communication and resource mobilization** as a shared responsibility, will support coherent advocacy and messaging consistently delivered by LCRP partners. This will ensure efficient and adequate communication on interventions, achievements and critical needs to fill funding gaps.
5. **Capacity development and involvement of stakeholders** will ensure that a group of informed, committed and engaged stakeholders contribute to the overall sustainability of the response.
6. **Mainstreaming** of gender, environment, youth, people with specific needs and conflict sensitivity will promote inclusiveness throughout the response.
7. **Improved transparency and information-sharing** will ensure building accountability and trust among LCRP partners, and contribute to the improvement of decision-making as well as the collective efficiency and effectiveness of the response.
8. **Complementarity and convergence** will strengthen coherence and ensure the sum of partners' contributions helps to achieve the LCRP strategic results.

ANNEX 2: DEVELOPING THE LCRP

The formulation of the LCRP 2017 – 2020 officially started in August 2016 when the LCRP Steering Committee approved the guidance note for the planning process.

The articulation of the strategy and formulation of the strategic priorities for Lebanon reflects a longstanding dialogue and collaboration between the GoL and the United Nations, international and national NGOs, the international donor community, and affected populations building also on the implementation of the LCRP 2015 – 2016. At sector level, field level consultations on the strategic priorities, planning assumptions and sectoral activities were held during the development and drafting process, and will continue throughout the implementation of the response.

Following the endorsement of the LCRP Steering Committee in August 2016, a series of four multi-stakeholder workshops were held throughout the third quarter of 2016 ensure ownership of the plan by the different constituencies. These workshops reviewed progress at different milestones and provided feedback throughout the planning process. At sector level, Sector Steering Committees convened by the relevant line Ministries provided oversight and guidance to the development of sector response strategies.

A Joint Technical Task Force (JTF) was formed with the responsibility to lead, coordinate and oversee the development of elements for the LCRP 2017 – 2020 appeal document that fell outside of sector mandates. The JTF was composed of representatives from the GoL, the United Nations, the donor community and national and international NGOs. With the final sector strategies endorsed through the respective Sector Steering Committees, the JTF also played a role in ensuring the overall coherence and alignment of the sector strategies with both the stabilization and humanitarian dimensions of the crisis response plan.

The planning process was concluded with a joint communication to the relevant stakeholders of the LCRP Steering Committee by H.E. the Minister of Social Affairs Rashid Derbas and the Resident/Humanitarian Coordinator Philippe Lazzarini 21 November, 2017.

ANNEX 3: COMMITMENTS OF THE LCRP RESPONSE

Equity in humanitarian action: a fair distribution of assistance and financial resources based on identified needs. Ensuring equity in access to services, resources, and protection measures demonstrates the principle of humanitarian impartiality in practice. It is also essential for increasing the participation of women, men, boys and girls, and ensuring protection mechanisms that meet their needs.

Do no harm: understanding how assistance provided during a crisis situation impacts the wellbeing and safety of beneficiaries at the point of planning and also of delivery. The “Do No Harm” framework asks humanitarian actors to consider the interplay of aid programmes on the dynamics of fragile communities – for example: Who is receiving aid and who is not? Is the delivery programme perceived locally as equitable, impartial, and just? Does it reduce or increase the risk to beneficiaries, or others connected to them? It also provides a programming tool to mitigate potential harmful consequences of aid mechanisms on communities in fragile contexts.

Peace and stability: promoting the ability of individuals, households, communities, and institutions to withstand and recover from shocks and stresses while achieving transformational change. It focuses on strengthening the capacity of communities to cope with the crisis through immediate emergency interventions, by bolstering livelihoods, housing, infrastructure, and basic services; regaining productive assets; and sustaining this recovery through a functioning and peaceful socio-economic and political environment.

Partnership: Working in partnership increases the effectiveness of humanitarian response. Effective partnership requires attention to underlying issues of power, attitudes and styles of working, as well as identifying which partner is best placed to deliver on each of the desired outcomes. The partners would respect local laws and cultures of their areas of operations. The partners in the LCRP commit to uphold the Principles of Partnership as adopted by the Global Humanitarian Platform in 2007:

- *Equality:* mutual respect between partners irrespective of size and power
- *Transparency:* dialogue (on equal footing), with an emphasis on early consultations and early sharing of information
- *Results-oriented approach:* keep the response reality-based and action-oriented, based on effective capabilities and concrete operational capacities
- *Responsibility:* ethical obligation of partners to accomplish tasks responsibly, with integrity and in a relevant and appropriate way, and to prevent abuses
- *Working differently to end need:* reinforce, do not replace, national and local systems; deliver collective outcomes that transcend the humanitarian – development divide
- *Invest in humanity:* Shift from funding to financing to reduce fragmentation, diversify the resource-base and increase cost-efficiency.
- *Complementarity:* build on our comparative advantages and complement each other’s contributions; build on local capacity and seek to overcome language and cultural barriers

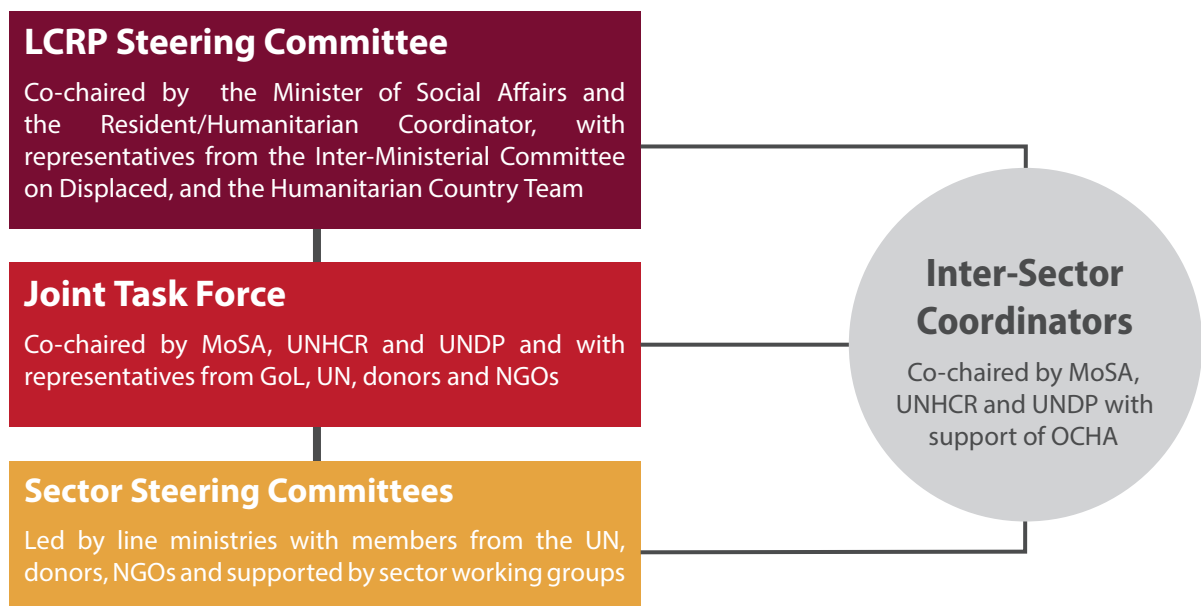
Prevention and Response to Sexual Exploitation and Abuse: Country responses must respect and implement commitments to prevent and respond to sexual exploitation and abuse by the humanitarian community, developed under Secretary General Bulletin 2003. i.e. to develop specific strategies to prevent and respond to sexual exploitation and abuse; to incorporate standards on sexual exploitation and abuse in induction materials and training courses for personnel; to ensure that complaint mechanisms for reporting sexual exploitation and abuse are accessible and that focal points for receiving complaints understand how to discharge their duties, and ; to regularly inform personnel and communities on measures taken to prevent and respond to sexual exploitation and abuse.

ANNEX 4: PLANNING FIGURES

Category	Cohorts	Projected Population 2016						
		Total	% Female	# Female	% Male	# Male	% Children	# Children
Population cohorts	Lebanese	4,035,042	49.7%	2,005,416	50.3%	2,029,626	31.2%	1,256,916
	Displaced Syrians	1,500,000	52.0%	780,000	48.0%	720,000	53.6%	804,000
	Palestine Refugees from Syria	31,502	50.5%	15,909	49.5%	15,593	36.6%	11,530
	Palestine Refugees in Lebanon	277,985	50.5%	140,382	49.5%	137,603	38.1%	105,912
	Total population living in Lebanon	5,844,529	50.3%	2,941,707	49.7%	2,902,822	37.3%	2,178,358
People in Need	Lebanese	1,500,000	49.7%	745,500	50.3%	754,500	31.2%	467,250
	Displaced Syrians	1,500,000	52.0%	780,000	48.0%	720,000	53.6%	804,000
	Palestine Refugees from Syria	31,502	50.5%	15,909	49.5%	15,593	36.6%	11,530
	Palestine Refugees in Lebanon	277,985	50.5%	140,382	49.5%	137,603	38.1%	105,912
	Total people in need	3,309,487	50.8%	1,681,791	49.2%	1,627,696	42.0%	1,388,692
Total People Targeted	Lebanese	1,032,971	49.7%	513,386	50.3%	519,584	31.2%	321,770
	Displaced Syrians	1,500,000	52.0%	780,000	48.0%	720,000	53.6%	804,000
	Palestine Refugees from Syria	31,502	50.5%	15,909	49.5%	15,593	36.6%	11,530
	Palestine Refugees in Lebanon	257,460	50.5%	130,017	49.5%	127,443	38.1%	98,092
	Total target	2,821,933	51.0%	1,439,312	49.0%	1,382,620	43.8%	1,235,392
People Targeted for Protection and Direct Assistance	Lebanese	336,000	49.7%	166,992	50.3%	169,008	31.2%	104,664
	Displaced Syrians	1,500,000	52.0%	780,000	48.0%	720,000	53.6%	804,000
	Palestine Refugees from Syria	31,502	50.5%	15,909	49.5%	15,593	36.6%	11,530
	Palestine Refugees in Lebanon	47,927	50.5%	24,203	49.5%	23,724	38.1%	18,260
	Total target: protection and assistance	1,915,429	51.5%	987,104	48.5%	928,325	49.0%	938,454
People Targeted for Service Delivery, Economic Recovery and Social Stability	Lebanese	1,032,971	49.7%	513,386	50.3%	519,584	31.2%	321,770
	Displaced Syrians	942,337	52.0%	490,015	48.0%	452,322	53.6%	505,093
	Palestine Refugees from Syria	31,502	50.5%	15,909	49.5%	15,593	36.6%	11,530
	Palestine Refugees in Lebanon	257,460	50.5%	130,017	49.5%	127,443	38.1%	98,092
	Total target: service delivery, economic recovery and community services	2,264,270	50.8%	1,149,328	49.2%	1,114,942	41.4%	936,485

ANNEX 5: LCRP SECTOR STEERING COMMITTEE (SSC) TERMS OF REFERENCE

- The LCRP ensures that the coordination structures align with both the stabilization and humanitarian dimensions of the response under the overall leadership of the Minister of Social Affairs and the UN Resident Coordinator/ Humanitarian Coordinator.
- The LCRP response is coordinated through the Inter-Sector Response Management, led by MoSA. In accordance with their specialized mandates, UNHCR and UNDP act as co-chairs. The Inter-Sector Response Management includes LCRP sector leads from line ministries as well as sector coordinators and key response partners. This mechanism reports to the LCRP Steering Committee.
- SSCs are led by senior level representatives from line ministries, and also composed of UN agencies, donors, NGOs, and as appropriate, other concerned ministries or public institutions as well as specialized agencies. SSCs contribute with sector expertise to the MoSA Inter-Sector Response Management.
- SSCs are supported by working groups from the involved national and international partners that contribute to the technical and operational coordination of sector-specific issues including monitoring of progress, and sharing of information, experiences and challenges. Working groups report to the Sector Steering Committees.



Each SSC, under the leadership of the relevant line ministry with support from the inter-sector (MoSA/ UNHCR/ UNDP representatives), shall:

A) Planning:

- Review gap analyses and recommend on strategic direction and prioritization.
- Endorse sector strategy within the framework of the LCRP, while:
 - Accounting for inter-sectoral linkages to ensure consistency with other sector strategies.
 - Identifying the priorities for the sector response in a way that is coherent with the priorities of the relevant ministries.
 - Aligning with the relevant national standards, as well as the laws/decrees/decisions/memos of relevant ministries.
- Advice on sector response within the contingency plans of the GoL to deal with significant changes in context (e.g. changes in situation, number of refugees...).
- Ensure inclusion of key actors for the sector, respecting their mandates and program priorities, including Lebanon's civil and private sectors where necessary.

B) Implementation:

- Identify gaps, make recommendations and mobilize LCRP partners to respond to these gaps in a timely and strategic manner.
- Guide Sector Working Group to ensure coordinated delivery in the implementation of the sector response plan.
- Provide technical guidance and, as appropriate, ensure conformity with national technical standards.

C) Coordination & Communication:

- Facilitate coordination between all actors, including GoL counterparts, UN agencies, NGOs and donors through the established LCRP coordination mechanisms.
- Provide relevant information and facilitate operation of partners for successful implementation of projects.
- Endorse reports and progress reviews on sector interventions and share, as appropriate, with the wider humanitarian and/or development through the inter-sector structure.
- Review up-to-date information on partners and stakeholders through the 4W Matrix (Who, What, Where, When) and recommend actions to partners through the Sector Working Group.
- Advice on assessments and analysis required for the Sector Strategy by involving all relevant partners.

C) Budgeting:

- Steer sector-specific expenditures towards the priorities within the Sector Strategy.
- Advice on alignment of un-earmarked funding that is not specific to an agency, such as OCHA's Lebanon Humanitarian Fund, to key priorities and underfunded needs of the LCRP, in line with the LCRP steering committee guidance. For un-earmarked funding, recommend to the relevant donors on the allocation of funding.
- Review achievements within the sector response and make recommendations when needed to increase efficiencies.

D) Monitoring & Evaluation:

- Enhance an accountable and effective response by ensuring that adequate monitoring mechanisms are in place to review the outcome of the sector interventions and progress against implementation plans.
- Review periodic monitoring and progress reports based on the reporting updates received from the Sector Working Group on progress and resources allocated/used against sector strategies and corresponding results frameworks.
- Hold regular and ad hoc meetings to review progress on agreed objectives and impact.
- Report on progress/achievements to the LCRP Steering Committee through agreed upon reporting mechanisms and procedures.

Following a principle of balance of representation, the Steering Committees aims to include the following stakeholders at senior level:

- a. All relevant Line Ministries
- b. 2 UN agencies
- c. 1 Donor
- d. 1 INGO
- e. 1 NNGO

Representatives under points 4 and 5 will be elected by the relevant NGO consortium.

ANNEX 6: ENVIRONMENT TASK FORCE TERMS OF REFERENCE

2017-2020 Proposed environmental response under LCRP 2017-2020

Based on the various assessments:

- MoE’s Environmental Assessment of the Syrian Conflict (2014)
- MoE’s Updated Environmental Assessment of the Syrian Conflict (2015)
- On-going efforts for responding to the environmental impacts of the Syrian conflict with the support of the UN agencies, specifically UNDP, UNICEF and UNHCR

In Line with additional factors:

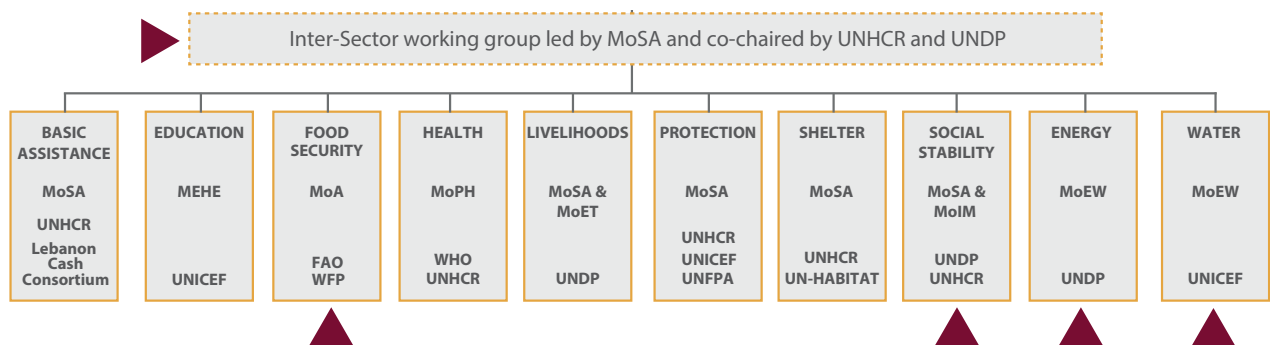
- MoE’s responsibilities as a regulatory and monitoring institution
- Changes in solid waste management responsibilities in 2016
- Limited resources at MoE to coordinate and implement extensive activities related to LCRP

Proposed approach for environmental response under the LCRP 2017-2020:

- Establish an Environment Task Force under the Inter-sector Working Group to ensure the mainstreaming of environmental considerations in the LCRP 2017-2020
- Implement specific environmental outputs at the level of four priority LCRP sectors with a potential to implement additional environmental activities in other sectors as needed

Proposed intervention of the Environment Task Force:

- Overall guidance at the level of the Inter-Sector Working Group
- Implementation of environmental outputs at the level of 4 priority Sectors:
- 1. Social Stability, 2. Food Security, 3. Water, 4. Energy



Proposed mandate of the Environment Task Force:

1. Provide guidance on existing national environmental regulations and policies related to LCRP
2. Develop environmental guidelines not available to date for priority LCRP activities and institute an environmental marker systems for the LCRP 2017-2020
3. Screen and review Environmental Impact Assessments (EIAs) for LCRP related activities as needed
4. Assess the impact on natural ecosystems resulting from the Syrian crisis and propose remediation measures
5. Conduct and follow up on inspections related to complaints arising from LCRP activities
6. Support the implementation of environmental activities in priority LCRP sectors (Social stability, Food security, Water, Energy) and integrate environmental considerations in additional sectors as needed

Proposed outputs at the level of LCRP sectors (to be finalized with sectors):

1. Social stability sector:

- Coordination and implementation of SWM activities under the LCRP
- Development and implementation of training programmes for municipalities on environmental response to the impact of the Syrian crisis
- Conduct local environmental planning in "Most Vulnerable Cadastres"
- Implementation of activities to alleviate environmental pressure in urban areas such as parks, public spaces, environmentally friendly transportation, renewable energy and other options

2. Food security Sector:

- Adoption of environmental and climate change aspects in Good Agricultural Practices (GAP) of LCRP activities, including irrigation water quality measures and policies
- Identification and implementation of priority land reclamation and rehabilitation of sites affected by LCRP activities (including agricultural lands affected by ITSs)

3. Water sector:

- Development and implementation of environmental guidelines of water and wastewater management in ITSs
- Development and implementation of guidelines for the reuse of wastewater and sludge in LCRP activities

4. Energy sector:

- Development and implementation of awareness campaigns on energy efficiency and promotion of renewable energy sources
- Identification and adoption of environment and climate change measures to reduce air pollutants and GHG emissions from power plants

Proposed membership of the Environment Task Force

Under the responsibility of MoE, the following membership is proposed:

- Members of the Inter-sector Working Group: MoSA, UNDP, UNHCR, OCHA
- Concerned Sector Leads and Sector Coordinators of the following sectors: Social stability, Food security, Energy and Water
- Other governmental institutions and UN agencies involved in planning and implementation of environmental interventions related to the LCRP's scope of work

ANNEX 7: BIBLIOGRAPHY

Part I - Lebanon Crisis Response Strategy

Aktis Strategy (2016), *Impact Evaluation Report: Lebanon Host Communities Support Project*.

American University of Beirut and UNRWA (2016), *Survey on the Socioeconomic Status of Palestine Refugees in Lebanon: 2015*.

Deutsche Gesellschaft für Internationale Zusammenarbeit – GIZ (2016), *Employment and Labour Market Analysis (ELMA): Lebanon*.

Human Rights Watch (2016), *Growing up Without an Education: Barriers to Education for Syrian Refugee Children in Lebanon*.

Inter-Agency Lebanon (2016), *Sector Quarterly Dashboards*.

GoL, United Nations (2015). *Lebanon Crisis Response Plan 2015-2016: Year Two*.

Lebanon, Ministry of Agriculture, FAO, REACH (2015), *Food Security and Livelihoods Assessment of Lebanese Host Communities: Assessment Report*. Lebanon.

Lebanon, Ministry of Energy and Water (2010), *National Water Sector Strategy: A Right for Every Citizen, a Resource for the Whole Country*. Lebanon.

London Conference: Supporting Syria and the Region (February 2016): *Lebanon Statement of Intent*, London.

United Nations Strategic Framework (UNSF) for Lebanon 2017-2020.

Lebanon, Council for Development and Reconstruction (CDR), UNDP (2013), *Lebanon Development Goals Report 2013*.

UNDP (2013), *Lebanon Millennium Development Goals report 2013*.

UNHCR, UNICEF, WFP (2015), *Vulnerability Assessment for Syrian Refugees 2015*, Lebanon.

UNHCR, UNICEF, WFP (2016), *Vulnerability Assessment of Syrian Refugees 2016*, Lebanon.

UNICEF (2016), *Situation Analysis of Women and Children*, Lebanon (to be published).

United Nations Global Protection Cluster and Inter-Agency Standing Committee (2015), *Guidelines for Integrating Gender-Based Violence Interventions in Humanitarian Action: Reducing Risk, Promoting Resilience and Aiding Recovery*.

United Nations, General Assembly (5 August 2016), Draft New York Declaration for the 19 September high-level meeting of the General Assembly on addressing large movements of refugees and migrants. New York.

United Nations, General Assembly (12 August 2015), Draft Outcome Document of the United Nations Summit for the Adoption of the Post-2015 Development Agenda. A/69/L.85.

United Nations, General Assembly (18 September 1997), Report of the Economic and Social Council for 1997. A/52/3.

UNOCHA (Accessed 10 November 2016), Financial Tracking Service: Glossary.

World Bank (2013), *Lebanon: Economic and Social Impact Assessment of the Syrian Conflict*. Report No. 81098-LB.

World Bank (2012), *Republic of Lebanon: Good Jobs Needed: The Role of Macro, Investment, Education, Labor and Social Protection Policies ("Miles")*. Report no. 76008-LB.

Part II - Operational Response Plans

Basic Assistance sector

American University of Beirut, UNHCR (2016), *Profiling of Syrian Refugees in Lebanon, June 2016*.

Basic Assistance Working Group 2016, Monthly Sector Dashboards & Updates.

Cash Working Group (2014), *Survival and Minimum Expenditures Basket, Lebanon*.

CaLP, IRC (April 2014), *Impact evaluation of Cross-Sector Cash Assistance, April 2014*.

International Poverty Centre, UNDP (2008), *Poverty, Growth and Income Distribution in Lebanon, Country Study No. 13*.

International Rescue Committee (August 2014), *Emergency Economies: The Impact of Cash Assistance in Lebanon*.

Lebanon, Central Administration of Statistics, World Bank (25 May 2016), *Snapshot of Poverty and Labor Market Outcomes*

in Lebanon based on Household Budget Survey 2011/2012.

Lebanon, Ministry of Social Affairs, UNDP (2008), *Poverty, Growth, and Income Distribution in Lebanon.*

Lebanon, Ministry of Social Affairs, NPTP 2015 *Data Sheet.*

Lebanon Cash Consortium, *Gender Dynamics and Multi-purpose Cash Assistance for Syrian Refugees in Lebanon*, May 2016.

Lebanon Cash Consortium (2015), *Impact Evaluation of the LCC Multi-purpose Cash Assistance on Physical and Material Wellbeing: Comparing LCC beneficiaries and non-beneficiaries on physical, material, and psychological factors.*

UNHCR (May 2016), *Post-Distribution Monitoring Report: Cash-Based Interventions in Lebanon (Jan-Mar 2016).*

UNHCR, UNICEF, WFP (2016), *Vulnerability Assessment of Syrian Refugees 2016*, Lebanon.

WFP (June 2014), *Economic Impact of Food E-vouchers on the Local Economy.*

World Bank (2016), *Spring 2016 Lebanon Economic Monitor: A Geo-Economy of Risks and Reward.*

Energy sector

Lebanon, Ministry of Energy and Water (June 2010), *Policy Paper for the Electricity Sector.*

Lebanon, Ministry of Energy and Water (March 2016), *Second National Energy Efficiency Action Plan for the Republic of Lebanon: NEEAP 2016-2020.*

Lebanon, Ministry of Energy and Water, *National Renewable Energy Action Plan for Lebanon: NREAP 2016-2020.*

Lebanon, Ministry of Energy and Water and UNDP (2014), *Assessment of Groundwater Resources of Lebanon.*

Lebanon, Ministry of Environment, European Union, UNDP (September 2014), *Lebanon Environmental Assessment of the Syrian Conflict and Priority Interventions.*

Lebanon, Ministry of Environment (September 2014), *Lebanon Environmental Assessment of the Syrian Conflict and Priority Interventions.*

UNHCR, UNICEF, WFP (2016), *Vulnerability Assessment of Syrian Refugees 2016*, Lebanon.

World Bank (20 September 2013), *Lebanon: Economic and Social Impact Assessment of the Syrian Conflict*, Report No. 81098-LB.

Food Security sector

American University of Beirut, UNRWA (2016), *Survey on the Socioeconomic Status of Palestine Refugees in Lebanon: 2015.*

American University of Beirut, UNRWA (2015), *Profiling the Vulnerability of Palestine Refugees from Syria Living in Lebanon: 2015.*

FAO (2006), *Food Security Policy Brief, Issue 2 (World Food Summit, 1996).*

FAO (2014), *Plan of Action for Resilient Livelihoods 2014 – 2018.*

FAO (2016), *Agriculture Labour study 2016 preliminary result.*

ILO (2015), *Towards Decent Work in Lebanon: Issues and Challenges in Light of the Syrian Refugee Crisis.*

Lebanon, Central Administration of Statistics, World Bank (25 May 2016), *Snapshot of Poverty and Labor Market Outcomes in Lebanon based on Household Budget Survey 2011/2012.*

Lebanon, Ministry of Agriculture (2014), *Ministry of Agriculture Strategy: 2015 – 2019.*

Lebanon, Ministry of Agriculture, FAO (2012), *Resultats Globaux du Module de Base du Recensement de l'Agriculture 2010.*

Lebanon, Ministry of Agriculture, FAO, REACH (June 2015), *Food Security and Livelihoods Assessment of Lebanese Host Communities: Assessment Report.*

Lebanon, Ministry of Environment, European Union, UNDP (2014), *Lebanon Environmental Assessment of the Syrian Conflict and Priority Interventions.*

UNHCR, UNICEF, WFP (2016), *Vulnerability Assessment of Syrian Refugees 2016*, Lebanon.

UNHCR, UNICEF, WFP (2015), *Vulnerability Assessment of Syrian Refugees 2015*, Lebanon.

UNHCR, UNICEF, WFP (2014), *Vulnerability Assessment of Syrian Refugees 2014*, Lebanon.

UNHCR, UNICEF, WFP (2013), *Vulnerability Assessment of Syrian Refugees 2013*, Lebanon.

Save the Children, UNESCO, UNFPA, UNHCR, UNICEF (April 2014), *Situation Analysis of Youth in Lebanon Affected by the Syrian Crisis*.

Health sector

American University of Beirut, UNRWA (2016), *Survey on the Socioeconomic Status of Palestine Refugees in Lebanon: 2015*.

Inter-Agency Standing Committee, Global Protection Cluster (2005), *Guidelines for Integrating Gender-Based Violence Interventions in Humanitarian Action*.

Kabakian-Khasholian, et al. (2007), *The policy environment encouraging C-section in Lebanon*, *Health Policy*, 83, (1), 37 – 49.

Lebanon, Ministry of Public Health, *Health Response Strategy*.

Lebanon, Ministry of Education and Higher Education, Ministry of Public Health, CDC, WHO (2011), *Lebanon 2011 Global School-based Student Health Survey (GSHS)*.

Lebanon, Ministry of Education and Higher Education, Ministry of Public Health, CDC, WHO (2005), *Lebanon 2005 Global School-based Student Health Survey (GSHS)*.

UNHCR, UNICEF, WFP (2016), *Vulnerability Assessment of Syrian Refugees 2016*, Lebanon.

UNRWA, Lebanon Field Office Revised Hospitalization Policy (September 18, 2015) amended on June 2016.

WHO (2005), *International Health Regulations*.

Livelihoods sector

Aktis Strategy (2016), *Impact Evaluation Report: Lebanon Host Communities Support Project*.

American University of Beirut, UNRWA (2016), *Survey on the Socioeconomic Status of Palestine Refugees in Lebanon: 2015*.

American University of Beirut, UNRWA (2015), *Profiling the Vulnerability of Palestine Refugees from Syria Living in Lebanon: 2015*.

Building Effective and Accessible Markets Exchange (Accessed 21 November 2016).

Byblos Bank (2016), *Lebanon this Week*, Issue No. 426, September 19-24, 2016.

Deutsche Gesellschaft für Internationale Zusammenarbeit – GIZ (2016), *Employment and Labour Market Analysis (ELMA): Lebanon*.

IDAL (2015), *Agricultural Fact Book*.

ILO (2014), *Assessment of the Impact of Syrian Refugees in Lebanon and their Employment Profile: 2013*.

ILO (2015), *Towards Decent Work in Lebanon: Issues and Challenges in Light of the Syrian Refugee Crisis*.

ILO, *Quantitative Framework for Access to Work by Syrian Refugees in Lebanon* (to be published in 2016).

Inter-Agency Coordination Lebanon (2016), *Livelihoods Quarter 3 Dashboard*.

International Rescue Committee (2016), *Market Overview of Small and Medium Enterprises in Beirut and Mount Lebanon*.

International Rescue Committee, *Akkar Business Climate Assessment: October 2015*.

Lebanon Statement of Intent, London Conference: Lebanon Statement of Intent, presented at the London Conference: Supporting Syria and the Region, February 2016, London.

Lebanon Support (2016), *Syrian Refugees' Livelihoods: The Impact of Progressively Constrained Legislations and Increased Informality on Syrians' Daily Lives*.

Lebanon, Investment Development Authority of Lebanon (2015), *Agri Plus Program: 2015 Annual Report*.

Lebanon, Investment Development Authority of Lebanon (2015), *Agriculture Fact Book*.

Lebanon, Ministry of Agriculture, FAO, REACH (June 2015), *Food Security and Livelihoods Assessment of Lebanese Host Communities: Assessment Report*.

Lebanon, Ministry of Economy and Trade (2014), *Lebanon SME Strategy: A Roadmap to 2020*.

Levant7 (January 2015), *Drivers of Instability, Conflict and Radicalization*.

Norwegian Refugee Council (2016), *Drivers of Despair: Refugee Protection Failures in Jordan and Lebanon*.

OCHA, REACH, UNICEF (2015), *Defining Community Vulnerabilities in Lebanon: Assessment Report (September 2014 – February 2015)*.

Société Générale de Banque au Liban (2015), *EcoNews: Lebanon has Pockets of Growth Despite Challenges*, Issue No. 36, September 2015.

UNICEF (2016), *Situation Analysis of Women and Children*, Lebanon.

UNDP, *Labour Needs Assessment, The Construction, Agro-Food and ICT Sectors in Lebanon* (to be published).

UNDP, UNHCR (2015), *Impact of Humanitarian Aid on the Lebanese Economy*.

UNDP/CEDRO (2015), *Renewable Energy and Industry: Promoting Industry and Job Creation for Lebanon*.

UNICEF, UNFPA (2015), *Mapping Youth Interventions and Actors within the Humanitarian Response in Lebanon*.

UNHCR, UNICEF, WFP (2016), *Vulnerability Assessment of Syrian Refugees 2016*, Lebanon.

UNRWA (2015), *Profiling the Vulnerability of Palestine Refugees from Syria Living in Lebanon*.

World Bank (15 June 2015), *Lebanon: Promoting Poverty Reduction and Shared Prosperity*, Systematic Country Diagnostic, Report No. 97498.

World Bank (2015), *Jobs or Privileges: Unleashing the Employment Potential of the Middle East and North Africa*.

World Bank (2016), *Doing Business 2017, Fact Sheet: Middle East and North Africa*.

World Bank (2016), *Spring 2016 Lebanon Economic Monitor: A Geo-Economy of Risks and Reward*.

World Bank (April 2015), *The Impact of the Syrian Conflict on Lebanese Trade*, Report No. 96087.

World Bank (June 2016), *Lebanon: Country Partnership Framework for FY17-FY22*, Report No. 94768.

World Economic Forum, *The Global Competitiveness Report 2015-2016*.

Protection Sector

Caritas France (2016), *Trafficking in Human Beings in Conflict and Post-Conflict Situations*; The Freedom Fund (2016), *Struggling to Survive: Slavery and Exploitation of Syrian Refugees in Lebanon*; Amnesty International (2016), *'I Want a Safe Place': Refugee Women from Syria Uprooted and Unprotected in Lebanon*; ICMPD (2015), *Assessment of the Impact of the Syrian War on Trafficking in Persons*.

Chabaan, J. et al (2016), *Survey on the Socioeconomic Status of Palestine Refugees in Lebanon 2015*. American University of Beirut and United Nations Relief and Works Agency.

Hassan, G, et al, *Culture, Context and the Mental Health and Psychosocial Wellbeing of Syrians: A Review for Mental Health and Psychosocial Support staff working with Syrians Affected by Armed Conflict*, UNHCR 2015.

ILO, Save the Children, UNICEF and Ministry of Labour (January 2015), *Street based children in Lebanon: Profile and magnitude*.

Interagency Coordination & American University of Beirut (2015), *Profiling of Syrian Refugees in Lebanon*.

IOM Lebanon (2015), *Returnees at Risk: Profiling Lebanese Returnees from the Syrian Arab Republic, Four years into the crisis*.

IRC (2015), *Street and Working Children Factsheet*.

KAFA, UNFPA, and IPSOS (2016), *General Awareness of Family Violence in Lebanon: Perceptions and Behaviours of the Lebanese Public*.

LCRP Inter-Agency (2016), *Gender-Based Violence Information Management System*

LCRP Inter-Agency (2016), *Household Visit Questionnaire, Protection Sector Dashboard (January to August 2016)*.

Mines Advisory Group (2014), *Cluster Munition Contamination in Lebanon*.

National Poverty Targeting Programme (2016), data as of 31 October 2016.

Saint Joseph University (August 2014), *Survey on Perceptions of Syrian Refugees in Lebanon*.

UNHCR (2016), *Registration data*, as of 30 June.

UNHCR, WFP, UNICEF (2016), *Vulnerability Assessment of Syrian Refugees 2016*.

UNICEF (2016), *Baseline Survey*.

UNICEF (2006), *Multiple-Indicator Cluster Survey (MICS)*.

UNRWA, American University in Beirut (2015), *Survey on the Socioeconomic Status of Palestine Refugees in Lebanon*.

Women's Refugee Commission (July 2013), *Disability inclusion in the Syrian Refugee Response in Lebanon*.

Shelter sector

Inter-Agency Standing Committee (2015), *Shelter, Settlement and Recovery: Guidelines for integrating gender-based violence interventions in humanitarian action*.

UNHCR, UNICEF, WFP (2016), *Vulnerability Assessment of Syrian Refugees 2016*, Lebanon.

UN-HABITAT (2016), *Tripoli City Profile*.

Social Stability sector

Aktis Strategy (2016), *Impact Evaluation Report, Lebanon Host Communities Support Project*.

Aktis Strategy (2016), *Additional Analysis Report, Lebanon Host Communities Support Project*.

American University of Beirut, Save the Children (2014), *Social Cohesion and Intergroup Relations: Syrian Refugees and Lebanese Nationals in the Bekaa and Akkar*.

Civil Society Knowledge Center, Lebanon Support (Accessed 18 November 2016), Conflict Analysis Project.

Deutsche Gesellschaft für Internationale Zusammenarbeit - GIZ (February 2016), *Employment and Labour Market Analysis (ELMA): Lebanon*.

Dionigi, Filippo (February 2016), *The Syrian Refugee Crisis in Lebanon: State Fragility and Social Resilience*, LSE Middle East Centre Paper Series No. 15.

Inter-Agency Coordination Lebanon (March 2015), *Most Vulnerable Localities in Lebanon*.

International Alert (2014), *Security Threat Perceptions in Lebanon*.

International Alert (2015), *Citizens' Perceptions of Security Threats Stemming from the Syrian Refugee Presence in Lebanon*.

International Alert (2014), *Conflict Sensitivity Institutional Capacity Assessment: Primary Healthcare Sector in Lebanon*.

Lebanese Center for Policy Studies (2015), *About Administrative Decentralization in Lebanon*.

Lebanese Center for Policy Studies (2015), *Local Governments and Public Goods: Assessing Decentralization in the Arab World*.

Lebanese Center for Policy Studies (March 2015), *Sectarian Homogeneity Does not Guarantee a Wider Array of Services*.

Lebanon, Ministry of Environment, European Union, UNDP (2014), *Lebanon Environmental Assessment of the Syrian Conflict and Priority Interventions*.

Lebanon, Ministry of Environment, UNDP (2016), *Masterplan for the Rehabilitation of Dumpsites Study* (unpublished).

Mercy Corps (June 2013), *Things Fall Apart: Political, Economic and Social Instability in Lebanon*.

Mercy Corps (2015), *Social Cohesion and Governance Programming in Lebanon – Testing Theories of Change and Impact Evaluation*.

Oxfam (2016), *Local Governance under Pressure: Research on Social Stability in T5 Area, North Lebanon*.

OCHA, REACH, UNICEF (2015), *Defining Community Vulnerabilities in Lebanon: Assessment Report (September 2014 – February 2015)*.

Search for Common Ground (May 2014), *Dialogue and Local Response Mechanisms to Conflict between Host Communities and Syrian Refugees in Lebanon*.

UNDP (2016), *Local and Regional Entanglements, the Social Stability Context in Sahel Akkar, Conflict Analysis Report – August 2016*

UNHCR (2016), *Participatory Assessment Findings*.

UNHCR, UNICEF, WFP (2014), *Vulnerability Assessment for Syrian Refugees in Lebanon: 2014 Report*.

Université Saint-Joseph (2015), *Survey on Perceptions of Syrian Refugees in Lebanon*.

World Bank (15 June 2015), *Lebanon: Promoting Poverty Reduction and Shared Prosperity*, Systematic Country Diagnostic, Report No. 97498.

World Bank (20 September 2013), *Lebanon: Economic and Social Impact Assessment of the Syrian Conflict*, Report No. 81098-LB.

Water sector

Lebanon, Ministry of Energy and Water (2010), *National Water Sector Strategy: A Right for Every Citizen, a Resource for the Whole Country*.

Lebanon, Ministry of Energy and Water, UNDP (2014), *Assessment of Groundwater Resources of Lebanon*.

Lebanon, Ministry of Environment, EU, UNDP (2014), *Lebanon Environmental Assessment of the Syrian Conflict and Priority Interventions*.

OCHA, REACH, UNICEF (2015), *Defining Community Vulnerabilities in Lebanon: Assessment Report (September 2014 – February 2015)*.

UNHCR, UNICEF, WFP (2016), *Vulnerability Assessment for Syrian Refugees in Lebanon: 2016 Preliminary Results*.

UNICEF (2016), *Situation Analysis of Women and Children, Lebanon*.

UNICEF, WHO (2015), *Estimates on the Use of Water Sources and Sanitation Facilities*.

United Nations Statistics Division (Accessed 11 November 2016), *Country Profile: Lebanon*.

UNRWA (2015), *Profiling the Vulnerability of Palestine Refugees from Syria Living in Lebanon*.

World Bank (June 2004), *Cost of Environmental Degradation: The Case of Lebanon and Tunisia*, Environmental Economics Series Paper No. 97.

Lebanon Crisis Response Plan 2017 - 2020

Cover photo credit: Medical Teams International, May 2016

Produced by the Government of Lebanon and the United Nations, January 2017



Download your digital copy by scanning
with any QR code reader application