

SUDAN: South Sudanese Refugee Response

1-15 January 2018

Rate of new arrivals increasing in January so far.

Progress made on individual registration completed for North Darfur, and key settlements in East Darfur and South Kordofan.

WASH and Health partners needed in South Darfur to support coverage of services for growing population.

3,064

New arrivals from 1-15 January 2018

195,599

Total new arrivals in 2017

770,110

South Sudanese refugees in Sudan

(*Additional sources estimate that there are 1.3 million South Sudanese refugees in Sudan; however, data requires verification.)

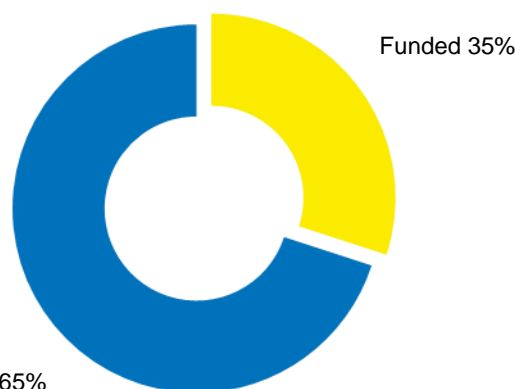
Population and demographic update can be found on page 4.

ESTIMATED FUNDING RECEIVED

BY ALL PARTNERS IN SUDAN UNDER THE 2017 REGIONAL REFUGEE RESPONSE PLAN (RRRP)

USD 77.4 M

of the USD 221.7 M requested under the 2017 RRRP



NEW ARRIVALS BY STATE IN 2018 (INDIVIDUALS)

STATE	JAN	FEB (1-15)	TOTAL
SOUTH DARFUR	1,199	1,154	2,353
EAST DARFUR	2,285	--	2,285
WEST KORDOFAN	1,430	628	2,058
WHITE NILE	727	629	1,356
SOUTH KORDOFAN	129	113	242
TOTAL	5,770	2,524	8,294

Population Update

OVER 2,500 REFUGEES HAVE ARRIVED IN FEBRUARY SO FAR – Refugees have arrived in South Darfur (1,154), White Nile (629), West Kordofan (628) and South Kordofan (113), for a total of 2,524 new arrivals from 1-15 February. This brings the total number of new arrivals in 2018 so far to 8,294, which is a lower rate of influx than that observed in 2017. The total South Sudanese refugee population in Sudan is currently estimated to be 766,750, updated to reflect the outcomes of biometric registration in East Darfur (see below) and White Nile.

REVISED POPULATION FIGURES IN EAST DARFUR – The overall refugee population figure in East Darfur has been revised downwards to 98,758 refugees, following the completion of individual (biometric) registration for 796 refugees living in Yassin locality, and the deduction of over 1,000 individuals who moved in January to Al Lait, North Darfur from Kario camp. Ongoing individual registration has been established for new arrivals to Kario and Al Nimir refugee camps, as well as for El Ferdous. Individual registration data improves the accuracy of population figures for a more targeted response.

EXPANDED COVERAGE OF INDIVIDUAL (BIOMETRIC) REGISTRATION HAS PROVIDED CLEARER PICTURE OF REFUGEE POPULATION DISTRIBUTIONS – Recent analysis of biometric data collected to 31 January indicates a higher percentage of adult refugee women (aged 18-59 years) than men living in West Kordofan, White Nile and South Kordofan. In the Darfur region, there is a greater distribution of refugee men compared to women in North Darfur and South Darfur, with a more even distribution in East Darfur. These trends are also reflected in household composition, with a higher proportion of women-headed households in West Kordofan, White Nile and South Kordofan. Additional details on state-level population distributions can be found in the state dashboards here: <http://data.unhcr.org/SouthSudan/download.php?id=3517>.

Operational Update

ESCALATING FOOD INSECURITY IN SOUTH SUDAN ANTICIPATED IN COMING MONTHS – According to FAO in South Sudan, more than 7 million people in South Sudan (two-thirds of the population) could become severely food insecure in the coming months without sustained humanitarian assistance and access. This will be the highest ever number of food insecure people in South Sudan. Many areas of border states with Sudan, including the Northern and Western Bahr Ghazals and Upper Nile are projected to be in Emergency (IPC Phase 3) and Crisis (IPC Phase 4) level food insecurity by May. Food insecurity in South Sudan is a key driver of refugee arrivals to Sudan, and the situation could have impacts on refugee flows into East and South Darfur, as well as West and South Kordofan and White Nile.

NOTE ON WFP PIPELINE BREAKS (ANTICIPATORY)

REFUGEES KILLED IN CLASHES IN KEILAK, WEST KORDOFAN – Seven refugees were killed in their village in Umm Addara, Keilak locality after a retaliatory attack following recent clashed between the Missarriya tribe and armed groups from South Sudan in the Abyei area. UNHCR has suspended field missions to the area. The state Commission for Refugees (COR) offered to relocate refugees living in the area to Kharasana to ensure their safety and ongoing access to services. About 10 refugee households (66 individuals) agreed to move and COR transported them to the Kharasana settlement and UNHCR has provided them with shelter and NFIs. An additional 30 households (210 individuals) did not want to relocate, the majority of whom have lived in the area since before the secession of South Sudan (2011) and are integrated within the local community. COR is assessing the needs of those who have chosen to remain.

NEW BORDER ENTRY POINTS TO BE ESTABLISHED IN EAST DARUFUR – The state government in East Darfur has officially designated the use of 4 border entry points for refugee arrivals. UNHCR will work with COR and the state Ministry of Health (SMoH) to establish reception centres and provide medical and nutritional screenings with basic health services, as well as hot meal provision, household registration and transportation to refugees' preferred settlement or camp. The entry points are anticipated to be operational by April.

33% OF REFUGEE CHILDREN OUT OF SCHOOL IN WHITE NILE – An estimated 16,500 basic school-aged refugee children (aged 6-13 years) are still without access to education in White Nile. A key driver is a lack of classrooms, seating and teachers to accommodate additional students in refugee schools already beyond their current capacity. At least an additional 35 classrooms, 13 teachers, 1,387 school seats and 89 latrines are needed to meet the needs of refugee students currently enrolled in school. Despite this, White Nile's out of school rate for refugees is the lowest measured, followed by 44% in South Kordofan. Over 90% of refugee children out of school in South Darfur, West Kordofan and in out-of-camp settlement areas in East Darfur.

CONTACT

Lindsey America-Simms, Associate Reporting Officer: americas@unhcr.org

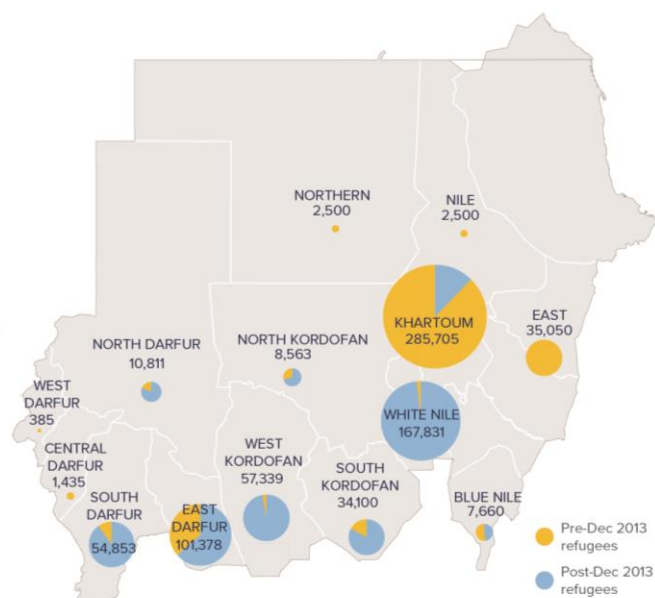
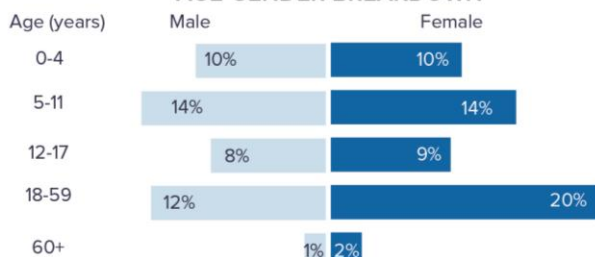
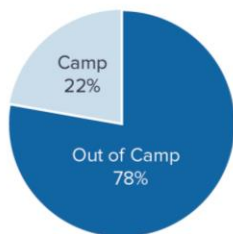
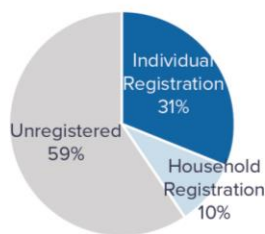
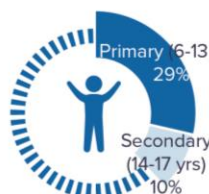
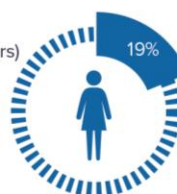
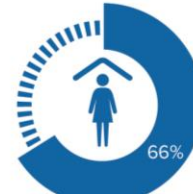
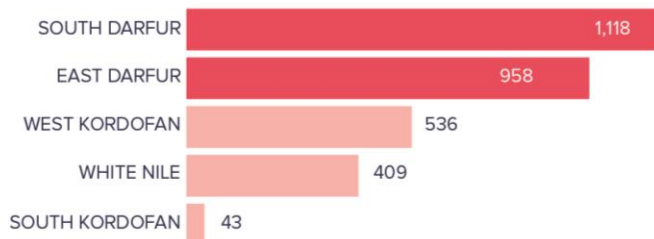
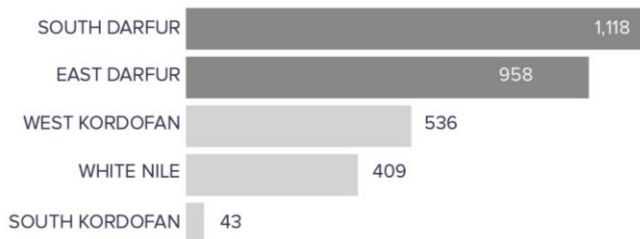
LINKS

UNHCR Data Portal for the South Sudan Situation: <http://data.unhcr.org/SouthSudan/country.php?id=204>

2017 South Sudan Regional Refugee Response Plan: <http://data.unhcr.org/SouthSudan/download.php?id=3165>

Total number of refugees*	770,110
Pre-Dec 2013 refugees	352,462
Post-Dec 2013 refugees	417,648
Total arrivals in 2018	3,064
Total arrivals in Jan 2018	3,064

* Official population statistics now include South Sudanese living in Sudan prior to December 2013, when conflict broke out in South Sudan. This population group is now considered refugees. Additional sources estimate a total of 1.3 million South Sudanese refugees in Sudan; however, data requires verification.

POPULATION BY STATE

AGE-GENDER BREAKDOWN

POPULATION DISTRIBUTION

REGISTRATION PROGRESS

SCHOOL-AGED CHILDREN (6-17 YRS)

REPRODUCTIVE-AGED WOMEN/GIRLS (13-49 YRS)

WOMEN-HEADED HOUSEHOLDS

2018 ARRIVALS BY STATE

January 2018 ARRIVALS BY STATE

MONTHLY ARRIVAL TRENDS (2015-2018)

2018 Arrivals 3,064

The boundaries and names shown and the designations used on this map do not imply official endorsement or acceptance by the United Nations.

