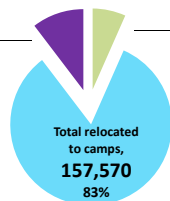


**Refugee Arrivals**

**TOTAL ARRIVALS**  
**190,965**

Awaiting relocation to camps, 21,042  
11%



Missing for Relocation, 12,353  
6%

**All CAMPS in Gambella region**

**Tierkidi**  
48,771  
(31%)

**Leitchuor**  
47,806  
(30%)

**Kule**  
46,017  
(29%)

**Others**  
Okugo 2,133\*  
Pugnido 1,816\*\*  
Akula (Local Community) 1,274  
Nip Nip 2,888

absentees during camp registration  
**6,865**  
Kule=4,210  
Tierkidi=2,655

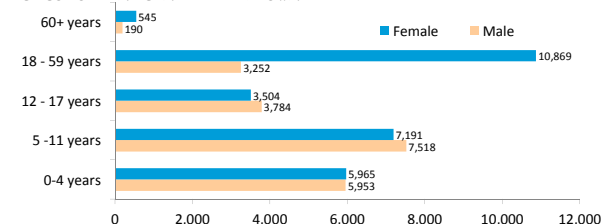
**AVERAGE FAMILY SIZE**  
**3.9**

**TOTAL CAMPS population**  
**157,570**  
persons

**TIERKIDI camp**

CAMP OPENED: 26 February, 2014      LEVEL 2 REGISTRATION : 100% FINISHED

AGE COHORT AND GENDER BREAKDOWN



AGE COHORT AND GENDER BREAKDOWN

Age Cohort	Male	Female	Total	%
0-4 years	5,953	5,965	11,918	25%
5 - 11 years	7,518	7,191	14,709	30%
12 - 17 years	3,784	3,504	7,288	15%
18 - 59 years	3,252	10,869	14,121	29%
60+ years	190	545	735	2%
<b>Total</b>	<b>20,697</b>	<b>28,074</b>	<b>48,771</b>	
%	42%	58%		

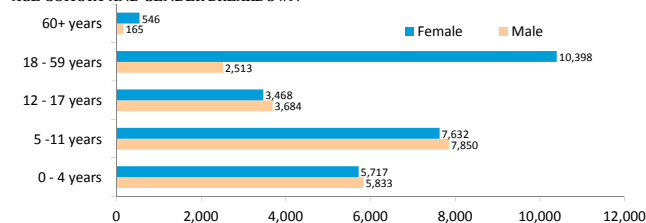
**AVERAGE FAMILY SIZE**  
**4**

**TIERKIDI population**  
**48,771**  
persons

**LEITCHUOR camp**

CAMP OPENED: 21 January, 2014      LEVEL 2 REGISTRATION : 100% FINISHED

AGE COHORT AND GENDER BREAKDOWN



AGE COHORT AND GENDER BREAKDOWN

Age Cohort	Male	Female	Total	%
0 - 4 years	5,833	5,717	11,550	24%
5 - 11 years	7,850	7,632	15,482	33%
12 - 17 years	3,684	3,468	7,152	15%
18 - 59 years	2,513	10,398	12,911	27%
60+ years	165	546	711	1%
<b>Total</b>	<b>20,045</b>	<b>27,761</b>	<b>47,806</b>	
%	42%	58%		

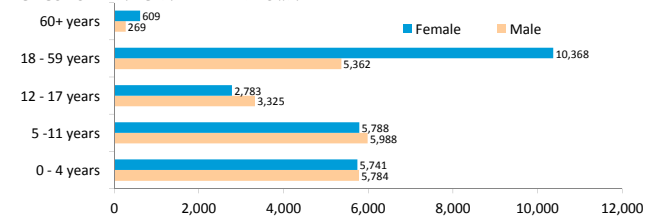
**AVERAGE FAMILY SIZE**  
**3.9**

**LEITCHUOR population**  
**47,806**  
persons

**KULE camp**

CAMP OPENED: 17 May, 2014      LEVEL 2 REGISTRATION : 100% FINISHED

AGE COHORT AND GENDER BREAKDOWN



AGE COHORT AND GENDER BREAKDOWN

Age Cohort	Male	Female	Total	%
0 - 4 years	5,784	5,741	11,525	25%
5 - 11 years	5,988	5,788	11,776	26%
12 - 17 years	3,325	2,783	6,108	13%
18 - 59 years	5,362	10,368	15,730	34%
60+ years	269	609	878	2%
<b>Total</b>	<b>20,728</b>	<b>25,289</b>	<b>46,017</b>	
%	45%	55%		

**AVERAGE FAMILY SIZE**  
**3.8**

**KULE population**  
**46,017**  
persons

**OKUGO camp\***

**PUGNIDO camp\*\***

**AVERAGE FAMILY SIZE**

**2.7**

**OKUGO population**

**2,133**  
persons

AGE COHORT AND GENDER BREAKDOWN

Age Cohort	Male	Female	Total	%
0 - 4 years	258	259	517	24%
5 - 11 years	249	213	462	22%
12 - 17 years	80	96	176	8%
18 - 59 years	326	599	925	43%
60+ years	8	45	53	2%
<b>Total</b>	<b>921</b>	<b>1,212</b>	<b>2,133</b>	
%	43%	57%		

AGE COHORT AND GENDER BREAKDOWN

Age Cohort	Male	Female	Total	%
0 - 4 years	191	230	421	23%
5 - 11 years	237	254	491	27%
12 - 17 years	101	119	220	12%
18 - 59 years	204	448	652	36%
60+ years	14	18	32	2%
<b>Total</b>	<b>747</b>	<b>1,069</b>	<b>1,816</b>	
%	41%	59%		

**AVERAGE FAMILY SIZE**  
**3**

**PUGNIDO population**  
**1,816**  
persons

\*- This figure does not include the old caseload of 3,952 South Sudanese refugees registered pre 15th December 2013

\*\*- This figure does not include the old caseload of 43,213 South Sudanese refugees registered pre 15th December 2013