


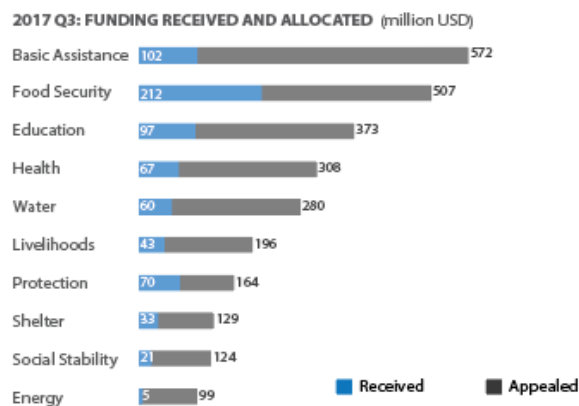
2017 November Statistical Dashboard

The monthly dashboard summarizes the progress made by partners involved in the Lebanon Crisis Response Plan (LCRP) and highlights trends affecting people in need. Partners in Lebanon are working to: 1) ensure protection of vulnerable populations; 2) provide immediate assistance to vulnerable populations; 3) support service provision through national systems; and 4) reinforce Lebanon's economic, social, institutional and environmental stability.

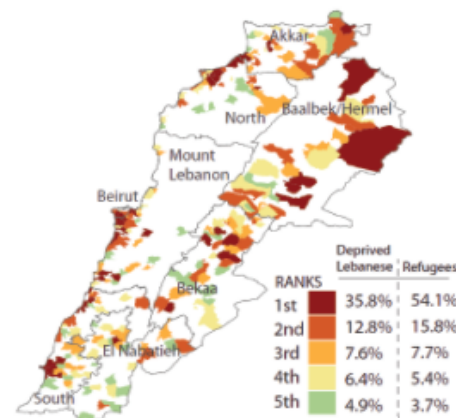
2017 Planning Figures



2017 Funding Requirements USD 2.75 billion



251 Most Vulnerable Cadasters



Basic Assistance

Partners reporting: 17
Population reached: 371,115

# of households receiving regular multi-purpose cash transfers (this month)*	77,553 / 240,276
Total USD distributed in multi-purpose cash (Leb, Syr & Pal)	\$105,843,151 / \$316,000,000
# of households receiving seasonal cash grants or vouchers	183,265 / 302,756
Total USD distributed as seasonal multi-purpose cash (Leb, Syr & Pal)	\$74,860,743 / \$156,000,000
Total USD amount injected into economy in forms of cash assistance (seasonal + regular)	\$180,703,894 / \$472,000,000

* Vulnerable Lebanese, Syrian refugees and Palestine refugees. Population reached includes HHs targeted by UNICEF.

Syrian refugee households living on less than MEB (\$114/capita/month) ²	76%
Syrian refugee households living on less than SMEB (\$87/capita/month) ²	58%
Lebanese receiving regular multi-purpose cash	1,269
Syrians receiving regular multi-purpose cash	49,460
Palestinians receiving regular multi-purpose cash	9,672

Education

Partners reporting: 43
Population reached: 16,388

# of children/youth >= 3 yrs whose registration fees for ALP endorsed by MEHE are partially or fully subsidized for 2017	17,802 / 20,000
# of non-Lebanese children enrolled in formal basic public schools (school year 2016/17)	399,107 / 423,832
# of teachers and education personnel trained in schools	365 / 20,323

% of school-aged refugees out of formal education ³	59%
Non-Lebanese students in basic education enrolled in the first shift ³	1 in 3
% of non-Lebanese among all students enrolled in first shift basic education ³	32%
% of non-Lebanese among all students enrolled in public schools in basic education ³	50%

Water

Partners reporting: 30
Population reached: 283,350

# of affected people assisted with temporary access to adequate quantity of safe water for drinking and water for domestic use (monthly target)*	222,456 / 194,462
# of affected people assisted with sustained access to adequate quantity of water for drinking and for domestic use**	1,127,887 / 1,765,000
# of affected people with access to improved safe sanitation in temporary locations (monthly target)*	199,968 / 194,462
# individuals who have experienced a WASH behaviour change session/activity	210,706 / 325,000

* Population of people living in IS has increased such that the target now represents <70% of people in all sites. ** indicator reflects incremental improvements to water services

% Syrians refugee households that have access to cleaning items ²	90%
% Syrians refugee households that have access to personal hygiene items ²	87%
% Syrian refugee households that have access to female hygiene items ²	86%
% Syrian refugee households that have access to baby care items ²	78%

Food Security

Partners reporting: 27
Population reached: 905,312

# of vulnerable people reached with monthly food assistance (various modalities)	878,858 / 939,709
Total USD transferred as cash for food	\$235,582,091 / \$344,900,000
# of farmers with enhanced farming production	1,555 / 21,693
# of people supported for employment in the agriculture sector	4,091 / 10,000
# of people supported for improved nutritional practices	5,958 / 35,000

% Syrian refugee households with some level of food insecurity ²	91%
% Syrian refugee households are moderately to severely food insecure ²	38%
% Syrian refugee households depending on food voucher/e-card for income source ²	40%
% Lebanese households vulnerable to food insecurity ⁴	10%
% Lebanese farmers in need of agriculture support ⁴	73%
% PRS population who is food insecure ⁵	95%

Energy

Partners reporting: 5
Population reached: 114,250

# households benefitting from renewable energy equipment (solar water heaters, pico solar system, etc.)	2,715 / 196,575
# municipalities or informal settlements provided with off-grid lighting	42 / 38
# individuals reached through installation of necessary equipment to reinforce the distribution network	100,675 / 277,140

Power generation required to cater for the daily electricity needs of displaced Syrians ¹⁵	486 MW
Power added to the grid since 2010 by MoEW	715 MW
Percentage of energy supplied to displaced Syrians out of total energy supplied in Lebanon	33%

Health

of subsidized primary health care consultations provided

Partners reporting: 19

Population reached: 53,952

1,556,187 / 2,214,286

of persons assisted with their hospital bills

83,196 / 130,202

of staff receiving salary support at MoPH central and peripheral levels

240 / 244

% Syrian refugees not able to access needed primary healthcare in past 6 months² 11%

% Syrian refugees unable to access needed secondary healthcare in past 6 months² 24%

Syrian refugees household monthly health-related expenditure² 52 USD

Syrian refugees household monthly health-related expenditure share² 13%

Livelihoods

micro, small & medium enterprises (MSME) & cooperatives supported through increased access to financial services, in-kind & cash grants

Partners reporting: 38

Population reached: 4,831

1,400 / 2,750

of targeted vulnerable people working on public infrastructure / environmental assets upgrading

5,433 / 37,650

people trained and/or provided with marketable skills and services

30,657 / 28,000

% of Lebanese households registered with NPTP have access to full-time employment⁶ 13%

% of Syrian refugees live below the poverty line² 76%

Estimated number of Syrians employed⁷ 153,600

% of Lebanese SMEs are concentrated in Beirut and Mount Lebanon area⁸ 78%

Protection

of individuals benefitting from legal counseling, assistance and representation regarding legal stay

Partners reporting: 56

Population reached: 1,589,963

34,713 / 40,000

of individuals benefitting from counseling, legal assistance and representation for civil registration (birth registration, marriage)

88,796 / 70,000

of individuals benefitting from community-based interventions

47,388 / 61,491

of individuals trained, supported, and monitored to engage in community-based mechanisms

4,913 / 4,728

of individuals with specific needs receiving specific support (non-cash)

7,838 / 16,831

of women, girls, men and boys at risk and survivors accessing SGBV prevention and response services in safe spaces

92,088 / 140,000

of women, girls, men and boys sensitized on SGBV

259,478 / 250,000

boys and girls accessing community-based psychosocial support or assisted through child protection case management

43,649 / 53,788

of caregivers accessing child protection prevention (caregivers' programmes)

50,699 / 104,711

of boys and girls accessing community-based psychosocial support

166,060 / 177,183

of boys, girls and caregivers reached on key child protection issues

432,046 / 613,289

Total registered Syrian refugees¹ 1,001,051

% of Syrian refugees who are women and children⁹ 80.5%

% of Syrian refugee households reporting that all members have legal residency permits² 19%

% of households reported having at least one member with specific needs² 66%

of individuals participating in activities in community centres and SDCs (2017)⁹ 19,742

of institutional actors trained who demonstrate increased knowledge of SGBV (2017)⁹ 1,779

of partners and government staff provided with general training on child protection and children's rights (2017)⁹ 387

Shelter

of people benefitting from weatherproofing and/or maintenance of makeshift shelters within informal settlements, residential and non-residential buildings

Partners reporting: 11

Population reached: 44,524

151,209 / 210,500

of people benefitting from rehabilitation, upgrade or repair of substandard buildings into adequate shelters

54,229 / 257,635

of people benefitting from upgrade of common areas within substandard residential buildings

1,638 / 30,000

of individuals received fire-fighting kits and awareness sessions in informal settlements and substandard buildings

60,868 / 104,000

of assessments and profiles of (mainly poor urban) neighbourhoods (target: 15) 3

% of Syrian refugees living in substandard shelter conditions² 53%

% of Syrian refugees living in informal settlements² 17%

% of Syrian refugees living non-residential buildings (ex: worksites, garages, shops)² 9%

Average cost for rent per household for Syrian refugees² USD 183

Social Stability

community and municipal support projects implemented to alleviate resource pressure and reduce tensions

Partners reporting: 19

Population reached: 5,719

80 / 495

new dispute resolution and conflict prevention mechanisms established

35 / 61

youth and children engaged in social stability initiatives

44,559 / 20,000

% people who agree presence of so many Syrian refugees places too much strain on Lebanon's resources (e.g. water, electricity)¹⁰ 90%¹²

cadastres identified as most vulnerable¹¹ 251

of vulnerable cadastres where population has increased by 50% or more¹¹ 114

% people who believe Lebanese people have been good hosts to refugees since 2011¹⁰ 91%¹³

% people reporting 'no tensions' between Lebanese and Syrians in their area¹⁰ 3%¹⁴

1 UNHCR data as of 30 June 2017

2 2017 Vulnerability Assessment for Syrian Refugees (VASyR)

3 MEHE - 2017

4 Food Security and Livelihoods Assessment of Lebanese Host Communities FSLA 2015

5 AUB UNRWA 2015

6 MoSA NPTP Database

7 ILO Quantitative Framework for Access to Work for Syrian Refugees in Lebanon, 2016

8 MOET SME strategy

9 Activity Info Partner Reports - 2017

10 2017 Stabilization Survey

11 Inter-Agency 251 most vulnerable cadastrals, <http://data.unhcr.org/syrianrefugees/download.php?id=8698>

12 93% of Lebanese and 77% of Syrian respondents

13 92% of Lebanese and 89% of Syrian respondents

14 2% of Lebanese respondents and 11% of Syrian respondents

15 Lebanon, Ministry of Energy and Water and UNDP (2017), The Impact of the Syrian Crisis on the Lebanese Power Sector and Priority Recommendations.

16 Lebanon, Ministry of Energy and Water (June 2010), Policy Paper for the Electricity Sector.

17 UNDP (2017), 2016 Solar PV Status Report for Lebanon.