

**Total Active Registered Syrians** **666,590**



Urban

**540,614**

**81.1%**



Camps

**125,976**

**18.9%**

### Standard Age and Gender

Age	0-4	5-11	12-17	18-35	36-59	60+	Total	%
Female	49,041	70,671	44,348	97,965	58,657	14,913	335,595	50.3%
Male	52,227	74,567	46,378	95,658	51,603	10,562	330,995	49.7%
<b>Total</b>	<b>101,268</b>	<b>145,238</b>	<b>90,726</b>	<b>193,623</b>	<b>110,260</b>	<b>25,475</b>	<b>666,590</b>	<b>100%</b>
	15.2%	21.8%	13.6%	29.0%	16.5%	3.8%		

### Place of Origin

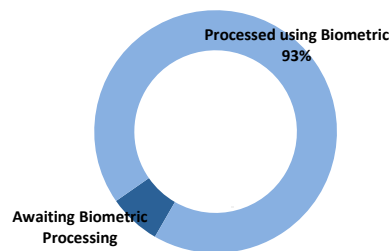
Dar'a	273,150	41.0%
Homs	105,550	15.8%
Rural Damascus	78,287	11.7%
Aleppo	71,992	10.8%
Damascus	49,228	7.4%
Hama	35,690	5.4%
Ar-raqqa	17,616	2.6%
Idleb	11,571	1.7%
Deir-ez-zor	7,164	1.1%
Al-hasakeh	5,538	0.8%
Quneitra	2,858	0.4%
As-sweida	1,599	0.2%
Lattakia	1,372	0.2%
Tartous	370	0.1%
Other	4,605	0.7%

### Specific Needs

Serious medical condition	52,482	7.9%
Child at risk	41,036	6.2%
Specific legal and physical protection needs	33,769	5.1%
Disability	21,412	3.2%
Single parent	19,908	3.0%
Woman at risk	15,766	2.4%
Older person at risk	6,116	0.9%
Unaccompanied or separated child	3,235	0.5%
<b>Total</b>	<b>193,724</b>	<b>29.1%</b>

\* An individual can have more than one specific need

### Biometric Statistics (IRIS)



### Registration Trend

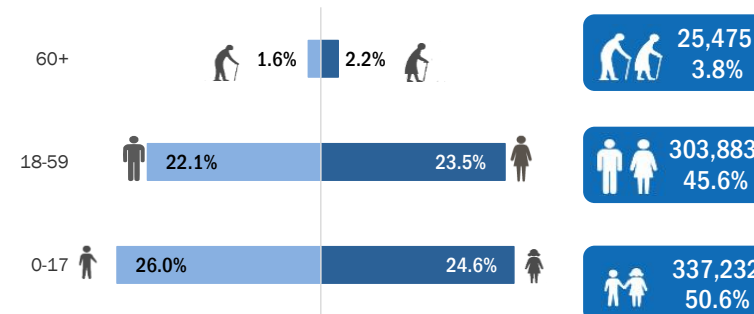
2011	1,425	0.1%
2012	129,337	12.3%
2013	665,097	63.1%
2014	121,364	11.5%
2015	41,030	3.9%
2016	53,615	5.1%
2017	28,680	2.7%
2018	12,898	1.2%

### Arrivals

Pre-2011	10,737	1.6%
2011	22,255	3.3%
2012	162,987	24.5%
2013	273,095	41.0%
2014	63,726	9.6%
2015	14,759	2.2%
2016	25,564	3.8%
2017	2,672	0.4%
2018	509	0.1%

\* The new arrivals excludes newborn babies who will be represented under the registration trend

### Age-Gender Breakdown

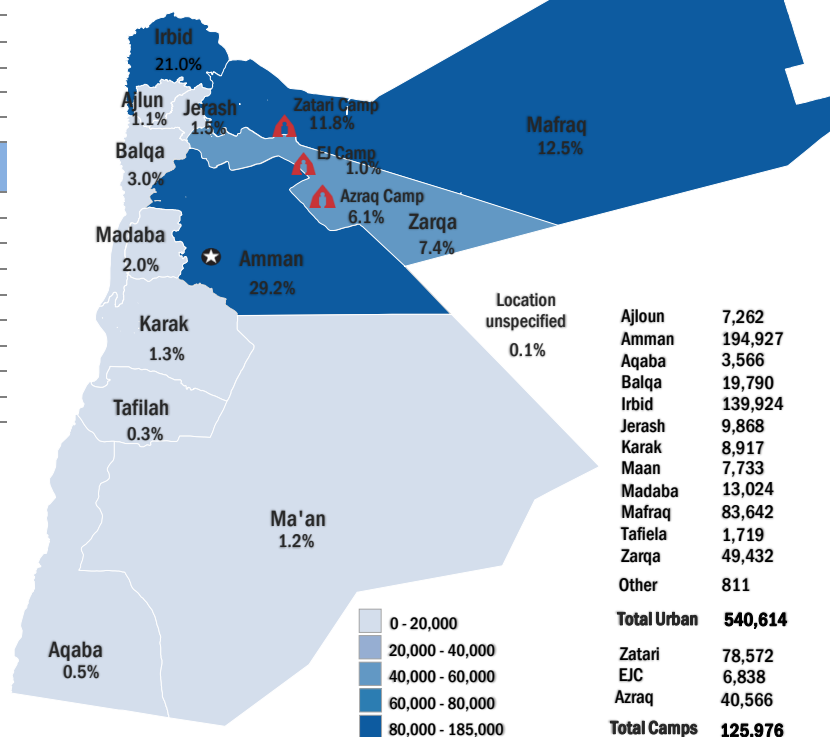


**25,475**  
3.8%

**303,883**  
45.6%

**337,232**  
50.6%

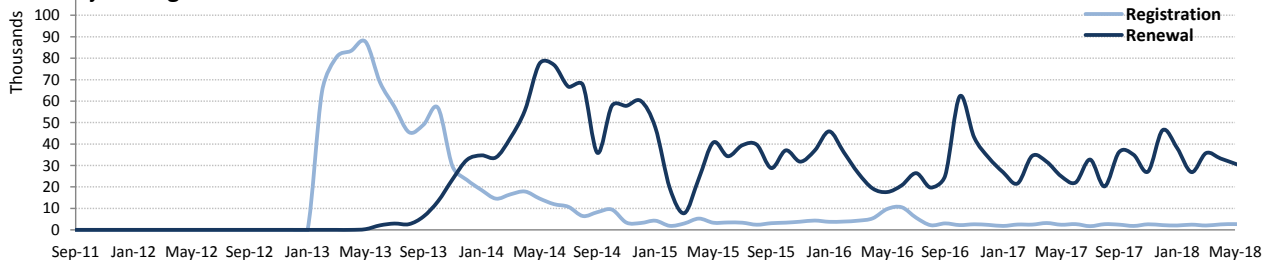
### UNHCR Registered Syrians



Ajloun	7,262
Amman	194,927
Aqaba	3,566
Balqa	19,790
Irbid	139,924
Jerash	9,868
Karak	8,917
Maan	7,733
Madaba	13,024
Mafraq	83,642
Tafiela	1,719
Zarqa	49,432
Other	811
<b>Total Urban</b>	<b>540,614</b>
Zatari	78,572
EJC	6,838
Azraq	40,566
<b>Total Camps</b>	<b>125,976</b>

\* Coloured map only reflects refugees living outside camps.

### Syrian Registration Trend since 01 March 2011



Interagency Portal: <http://data.unhcr.org/Syrianrefugees>

UNHCR on the web: <http://www.unhcr.org> ; <http://www.unhcr.org>

UNHCR on social network: <http://www.facebook.com/UNHCRJordan> ; <http://twitter.com/ZaatariCamp>