



# Social Stability Working Group

31 May 2016

# Agenda

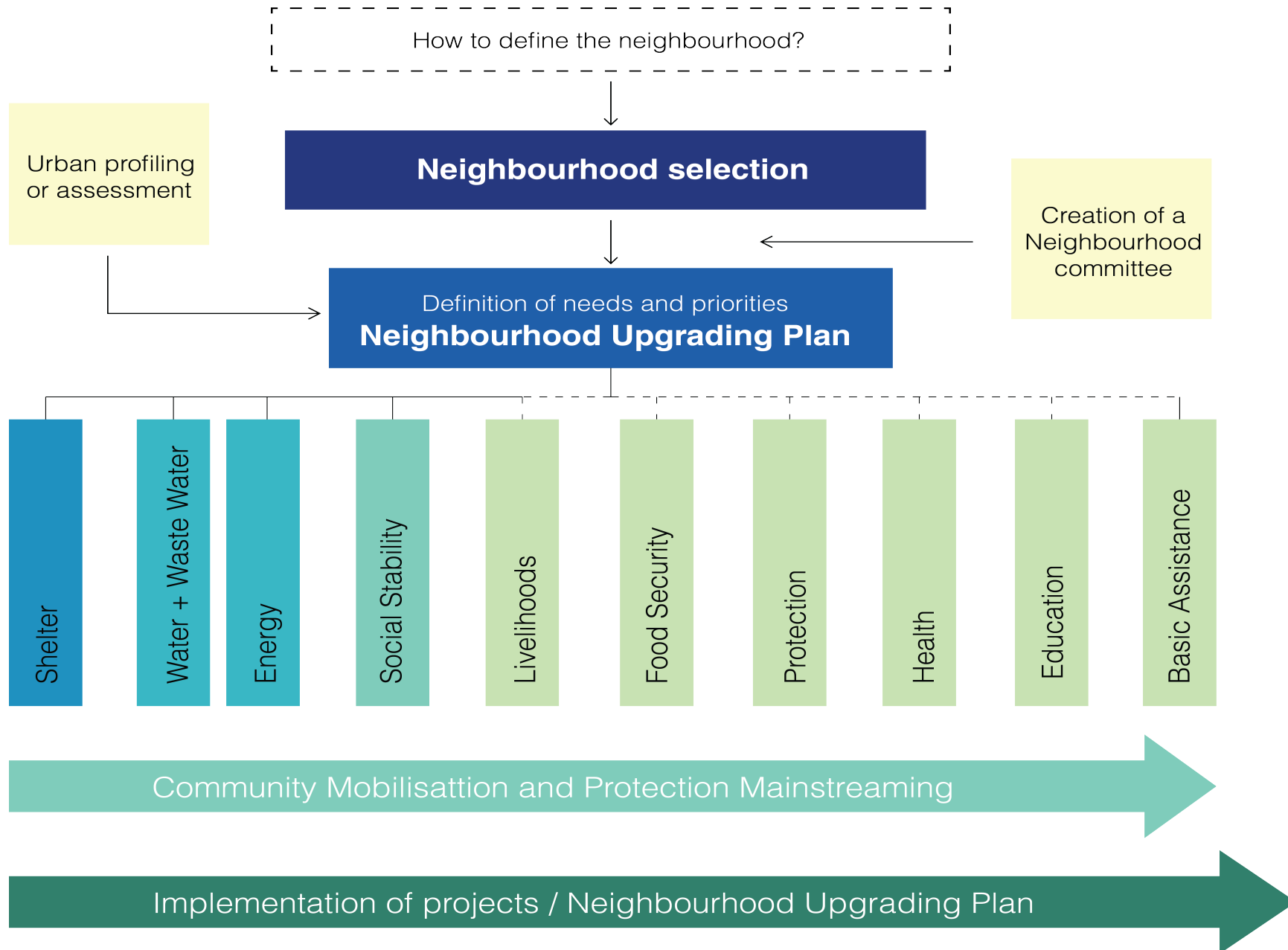
1. Welcome and introduction
2. Sector Updates:
  1. Field Update
  2. Progress to date & 3W mapping
  3. Technical guidelines on neighbourhood upgrading
  4. Collecting lessons learnt/best practices on social stability
3. Search for Common Ground evaluation of dialogue and local response mechanism to conflict.
4. AKTIS presentation of impact evaluation of MOSA-UNDP Host Community Support Programme.
5. Presentation of OXFAM Research “Local Governance under Pressure”.
6. AoB

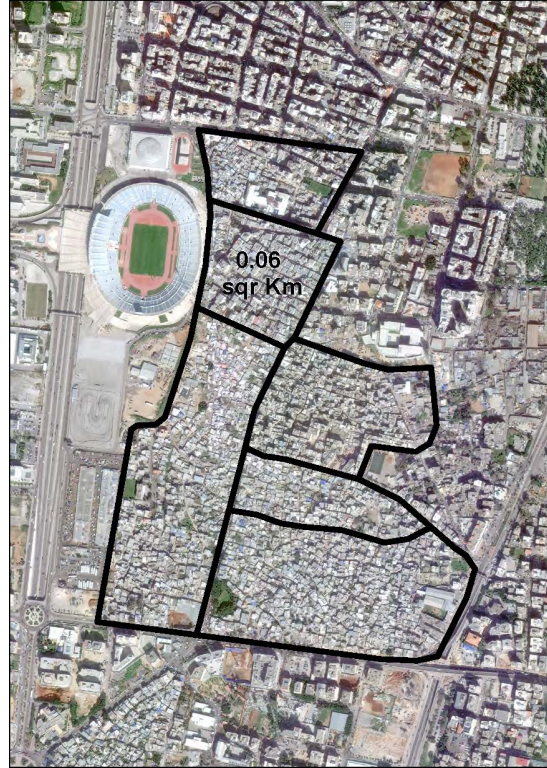
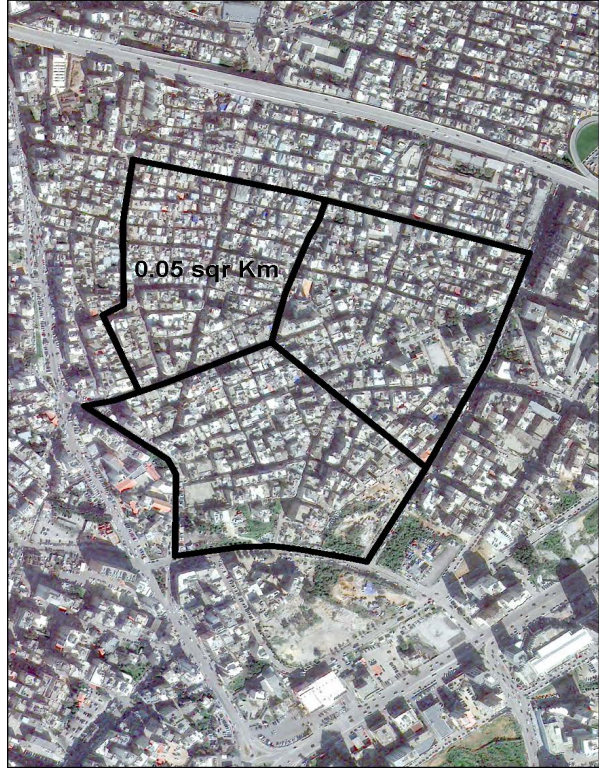
# Sector Progress to date

- 21 Reporting Partners: ACTED, ActionAid, AND, ARCS, AVSI, B&Z, DRC, Intersos, IOM, IRC, LOST, Mercy Corps, MOSA, NRC, SCI, SFCG, UNDP, UN-Habitat, UNHCR, UNRWA.
- Over 350 interventions reported in 197 cadastres
- Highlights:
  - 100 participatory processes conducted – 3,362 participants
  - 36 Municipalities and 10 Unions receiving capacity/staffing support
  - 51 Municipal/Community support projects completed, benefitting 129 Municipalities (3.6 mUSD)
  - 14 new conflict mitigation mechanisms established (290 change agent engaged)
  - 94 youth peacebuilding initiatives – 1,330 participants
  - 5 governors offices receiving staffing support
  - 26 district security cells trained and equipped
  - 6 meetings between ISF, MoIM, UNHCR-UNDP to draft SoPs for Municipal Police.

# Technical guidelines on neighbourhood upgrading

- Technical Shelter Committee initiated the drafting
- Objective: Reduce deprivation and improve living conditions in neighborhoods impacted by the high influx of people displaced from Syria and other countries, contributing to peaceful cohabitation between vulnerable groups and mitigating social tensions.
- **Outcome 1:** The community has been strengthened through the activation of sustainable participation systems at the neighbourhood level.
- **Outcome 2:** Deteriorating living conditions in poor neighbourhoods are reduced and stabilised through smaller and/or larger upgrading of the physical environment and improved access to affordable basic urban services is ensured for all vulnerable in the area.





Nabaa/Bourj Hammoud/Beirut, Cite Sportive/Sabra/Chatila/Beirut, Tabbeneh/Tripoli

# Social Stability Mainstreaming

- Inter-agency Survey May 2015
- Results show priority support need related to:
  - conflict sensitivity programming
  - for sharing lessons learnt of social stability programming.

# **WELCOME TO SFCG:** **Social Cohesion programming** **in a major and protracted** **refugee crisis**


---

Lessons Learned from SFCG Lebanon approaches

**Morgane Ortman**

Search for Common Ground





# DIALOGUE AND LOCAL RESPONSE MECHANISMS TO CONFLICT

---

Case Study  
Lebanon, 2016

 Search for  
Common Ground

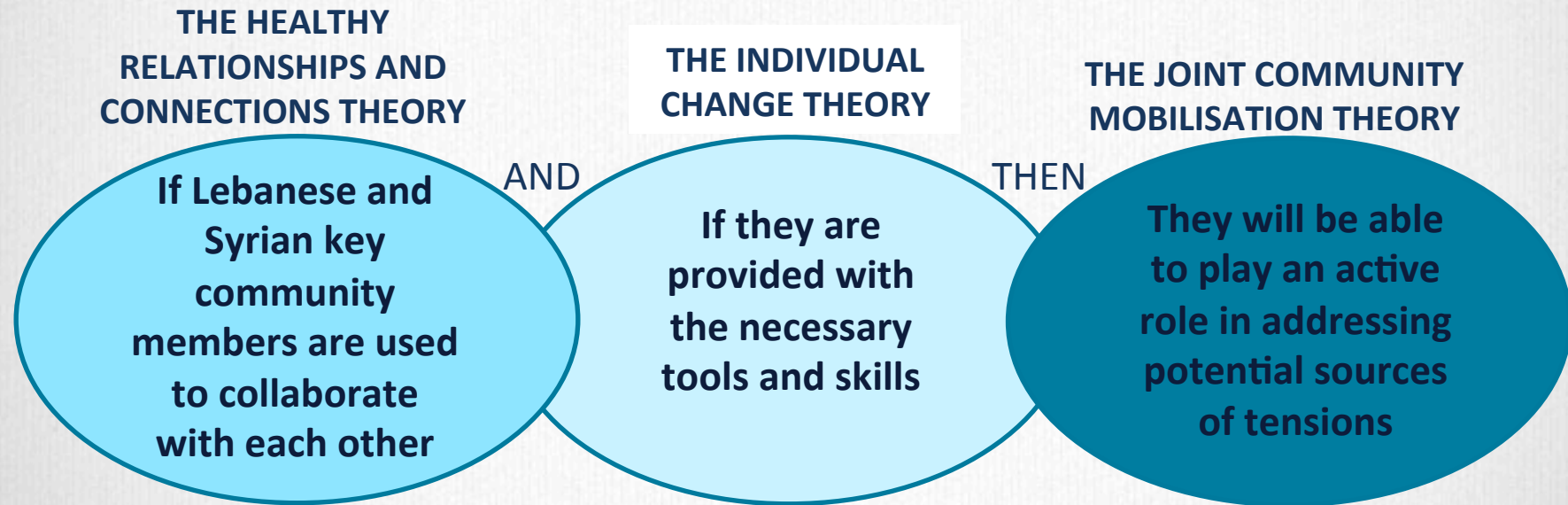
# Project Background

- UNHCR/EU Grant
- Implementation phase: October 2013 - September/December 2015
- Pilot project conducted in 11 communities:
  - 5 in Tripoli: Qobbeh, Abou Samra, Tebbeneh, Al Mina ( and Bab el Rammel)
  - 6 in the South (Jezzine, Miye w Miye, Tyr, Sarafand, Burj el Chemaly, and Ghaziyeh)
- Joint committees participants:  
146 (39% women/61% men – 37% Lebanese/63% Syrians)



# Project Theory of Change

Aiming at establishing dialogue and building sustainable trusting relationships enabling community members to address rising communal tensions, the approach combined change at different levels:



# Project **Trajectory**



**On-going training and coaching on Non-Violent Communication**



# Main Best Practices

- Preliminary phase including conflict and context assessment, participants identification and preparation should be given enough time
- The approach needs to be community driven and flexible
- Consolidating the dialogue and the collaboration process through long-term impactful JCAs and ad-hoc capacity building
- Closely coordinating and aiming to cooperate with local institutions while adjusting to each local context specificities
- Local initiatives should build on existing structures and networks
- Partnering up with local organizations on the ground



# Main Lessons Learned

- The approach should be holistic
- Capacity building component should be fine-tuned with the participants
- Joint Community Activities to be implemented by the participants together and answer to their needs in a sustainable way
- Communication and outreach efforts should promote and strengthen the Joint Committees role





# Social Stability Working Group

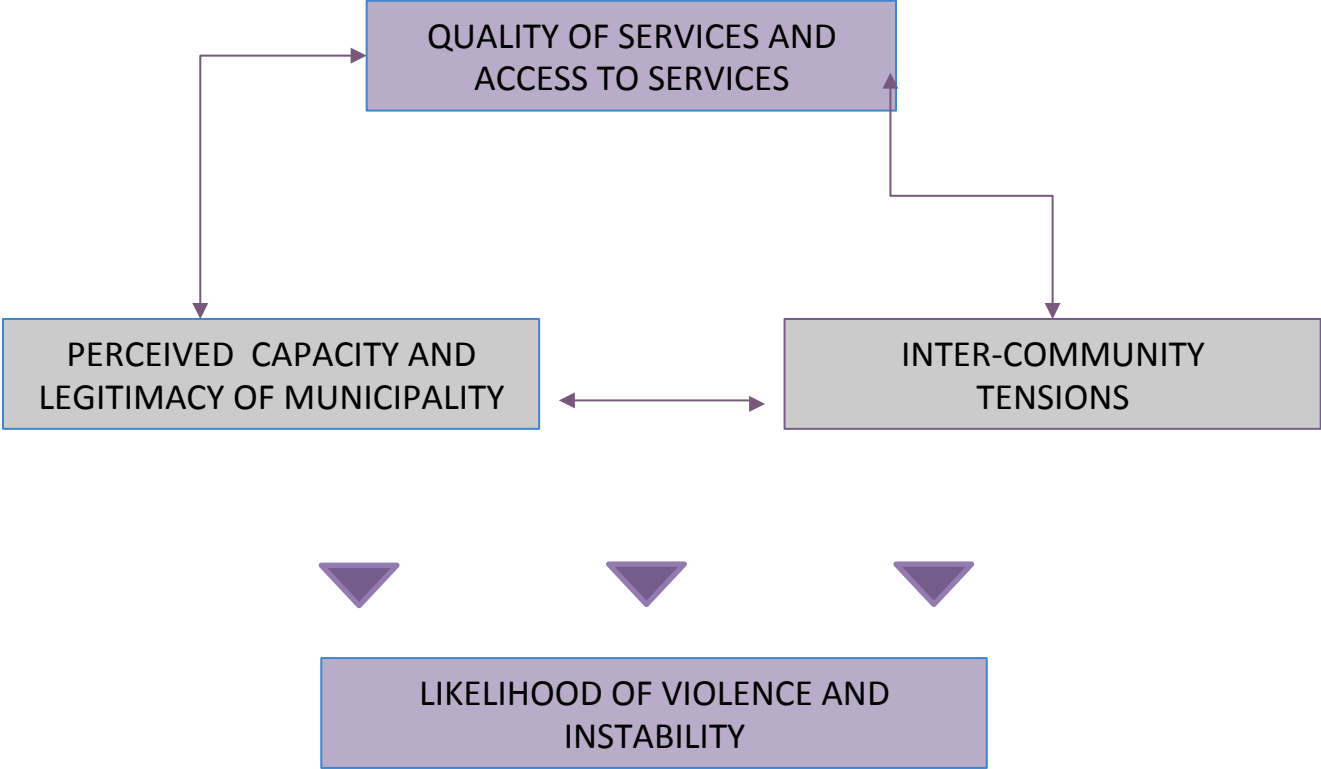
## Lebanon Host Communities Support Project (LHSP) Findings

31 May 2016

AKTIS

STRATEGY

**RESEARCH SCOPE**





# RESEARCH LOCATIONS

**SIR DINNIEH**

RESPONDENTS

RELEVANT SERVICES

ROADS & BRIDGES  
ELECTRICITY  
JOBS & EMPLOYMENT

125 124

TOTAL: 249

**RAJAM ISSA**

RESPONDENTS

RELEVANT SERVICES

SEWERAGE SERVICES  
ROADS & BRIDGES  
JOBS & EMPLOYMENT

130 119

TOTAL: 249

**GHAZIEH**

RESPONDENTS

RELEVANT SERVICES

WASTE MANAGEMENT  
SEWERAGE SERVICES  
PROVISION OF WATER

129 118

TOTAL: 247

**ALI EL NAHRI**

RESPONDENTS

RELEVANT SERVICES

ROADS & BRIDGES  
ELECTRICITY  
JOBS & EMPLOYMENT

136 117

TOTAL: 253

**SARAFAND**

RESPONDENTS

RELEVANT SERVICES

ELECTRICITY  
ROADS & BRIDGES  
PROVISION OF WATER  
WASTE MANAGEMENT

126 129

TOTAL: 255

**SAADNAYEL**

RESPONDENTS

RELEVANT SERVICES

YOUTH FACILITIES  
PROVISION OF WATER  
JOBS & EMPLOYMENT

126 125

TOTAL: 251



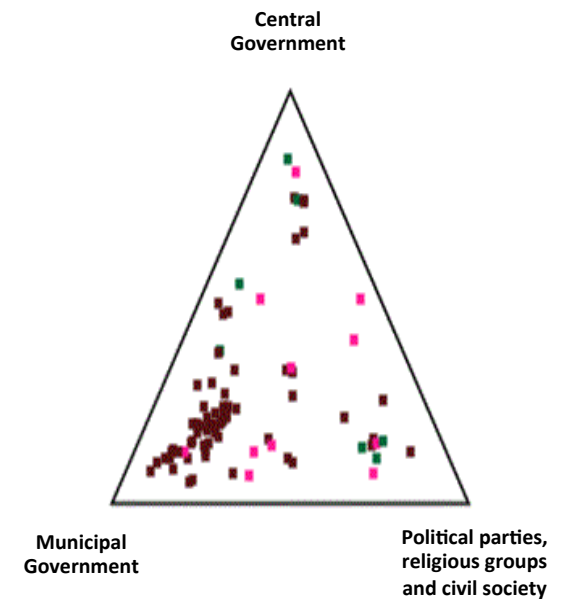
## RESEARCH APPROACH

- “Micro-narratives” (stories) from respondents about their own direct experience in the area of the research.

**WE ASKED:** *Think about recent changes in your village and tell me about something that has happened to you personally, or to someone you know, as a result of these changes?*

- Demographic data is captured to allow the data to be correlated and disaggregated.
- Over time, shifts in patterns indicate changes in perception and attitude towards provision of services, municipal legitimacy and social stability.

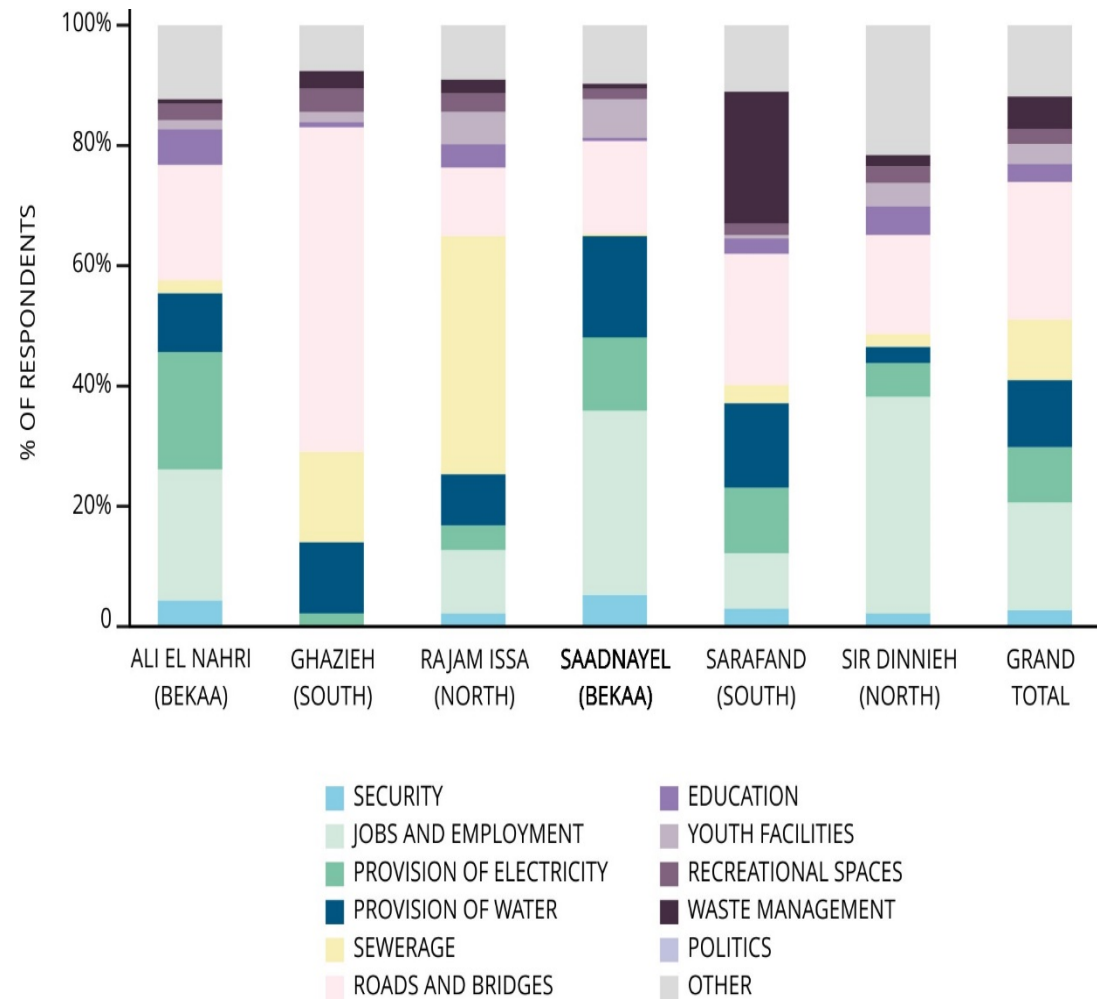
Who could have improved the situation in your story?



## MUNICIPAL LEGITIMACY

- Service delivery continues to be discussed more than employment and security.
- Increase in positive stories, indicating people are pleased with the changes in the community.
- People more aware of ongoing service delivery projects.

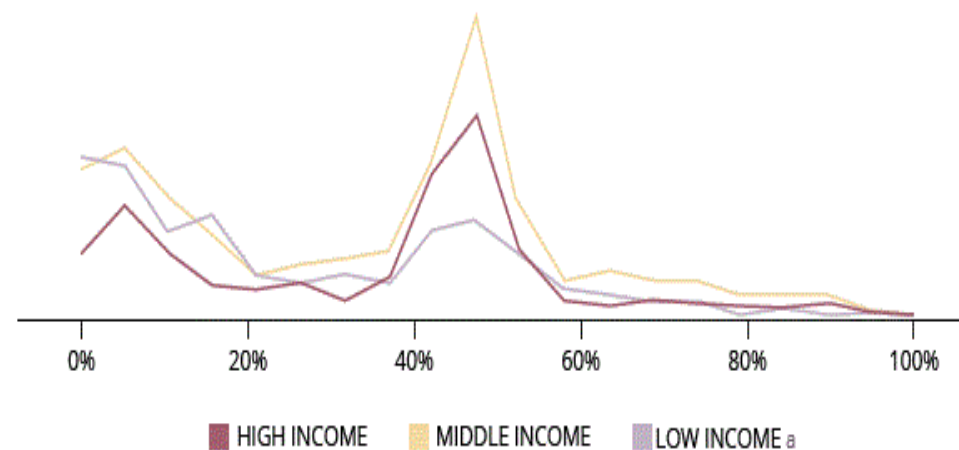
What are people in each municipality talking about?



## MUNICIPAL LEGITIMACY

- Municipalities are **lead service provider**. However, people increasingly see **central government** as responsible for jobs/employment.
- Municipalities viewed as more trusted to take the right action and able to do so. **Low income** group respondents less likely to trust the municipality.
- **Improved communication** with residents and increased participation in decision-making process is a growing priority across municipalities.

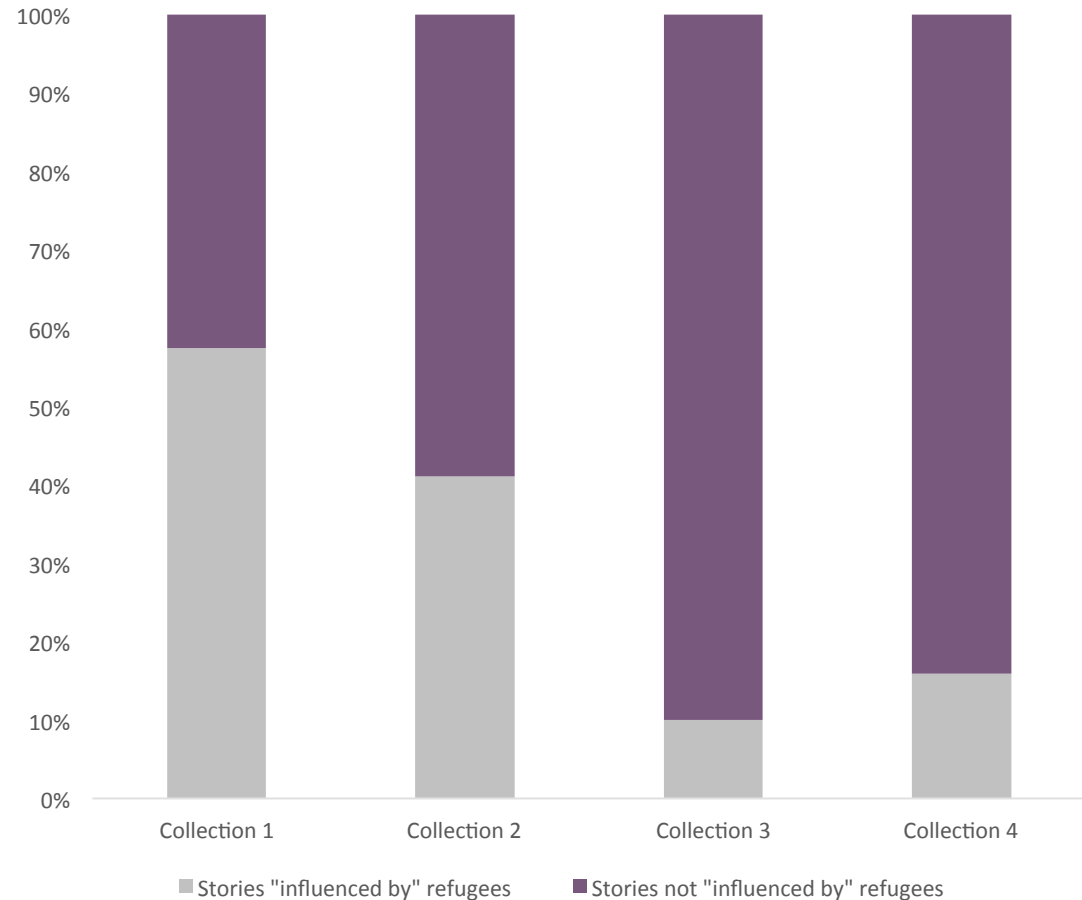
*Trust in municipality by income group*



## REFUGEES

- Refugees are referenced **less frequently** than in 2014.
- Slight increases in 2016 could indicate longer-term concerns.
- Stories about **jobs/employment** almost always reference refugees.
- **Young males of low and middle income levels** are most likely to talk about refugees.
- Females in the Bekaa feel increasingly **insecure**.

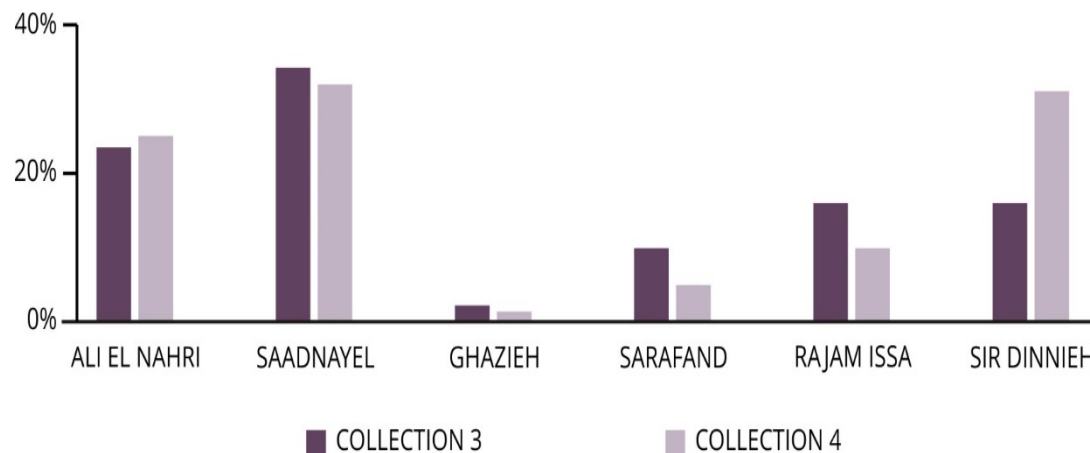
*Percentage of stories influenced by refugees*



# REFUGEES

- People whose stories include refugees also describe **competition**.
- Stories consistently emphasize that refugees are **benefitting disproportionately from aid**.
- The influx of refugees and their continuous presence highlights **pre-existing structural and service delivery issues** and limited job opportunities.
- The groups that reference refugees most often are also considered the most vulnerable, and are **most at risk** of poverty, conflict and influence by external groups.

*Distribution of stories about refugees by municipality by collection*

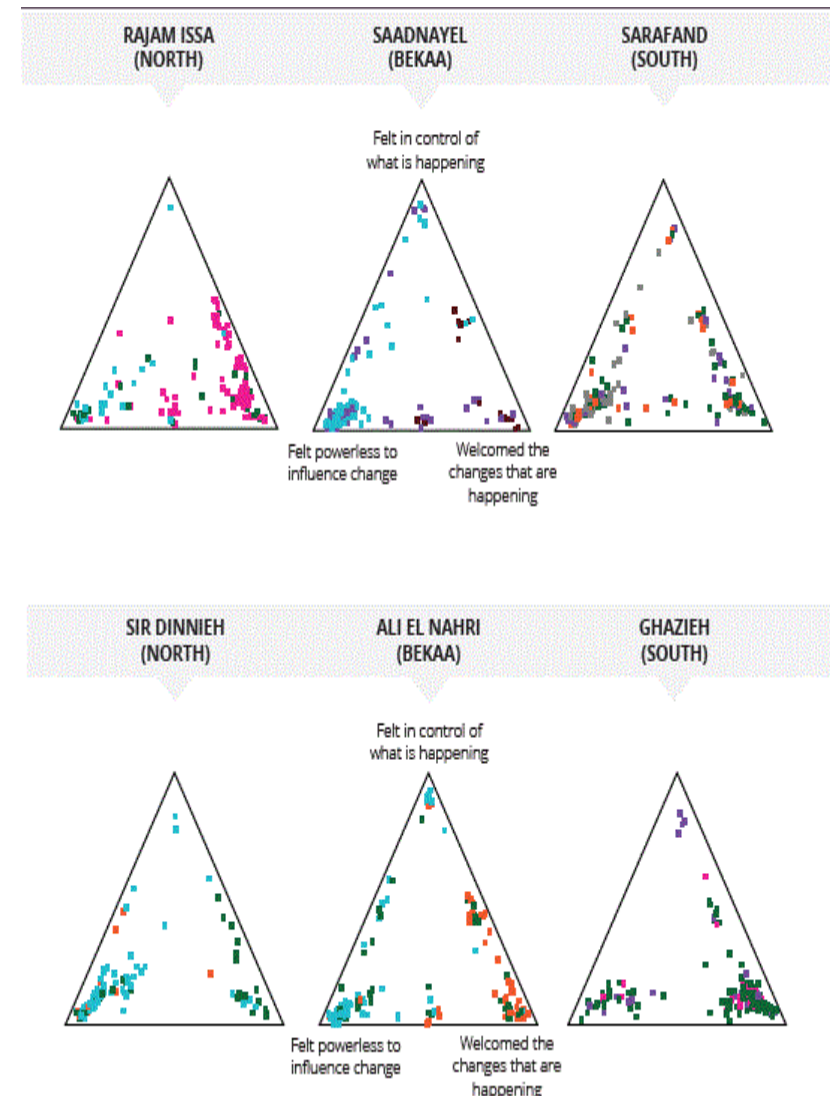


## SOCIAL STABILITY

- Improvements to municipal service delivery is **not sufficient** to give respondents a sense of control over changes in the community.
- People in the **higher income group** more welcoming of change. Lower income group continues to feel powerless.
- People describing **jobs/employment** feel powerless, even if they themselves are employed.



### People in the Story...



## SOCIAL STABILITY

- More stories where people **compete and/or defend their interests**, particularly around non-services (employment, security).
- **Males** more likely to describe competition.
- **Lower and middle income groups** more likely to defend interests.
- **Youth** continue to encourage dialogue, even when other age groups do not.
- People still try to resolve problems.
- Dynamics at the municipal level vary and provide deeper insight.

*“Aside from the population density, the village is too crowded and not safe anymore. If you leave or forget something outside overnight, it will disappear. We can’t even leave a chair at the entrance.” - Female, 40-45, Saadnayel*

*“A new company was established in our area and I was hoping to get a job, but I discovered that you can only get one if you have a personal connection.” - Male, 18-29, Sir Dinnieh*



## MUNICIPAL PROFILE

### Sir Dinnieh

- Est. 4,000 Lebanese residents and 7,000+ UNHCR-registered refugees. Stories about refugees tripled in 2016.
- Increase in stories about jobs/employment, focus now on central government responsibility.
- People feel increasingly powerless about jobs.
- More stories about competition among unemployed respondents and high income group.
- Youth still encourage dialogue.
- More support for municipality. Positive feedback on the LHSP solid waste management project.

*"I have a B.A. in Business Management and I tried to get a job at Ogero, the state-owned telecommunication company. However, you need to have a personal connection with someone to get hired. This is depressing and leads to tensions in the region, when people who do not have academic qualifications for the position are hired." Male, 18-29*

## RECOMMENDATIONS

- **Service delivery projects should continue** since they provide an important means to promote stability, build relationships and improve living conditions of both host and refugee communities.
- Municipal initiatives (projects, planning and communication) should introduce specific measures to **engage those in lower income groups**.
- Use 'soft' municipal programme activities (e.g. planning and outreach) to tackle **negative attitudes** towards refugees and **improve communication** with residents.
- Empower youth to lead new initiatives in collaboration with municipalities and local leaders that focus on dialogue and finding local solutions to **livelihood challenges**.
- Consider ways to address **perceptions of livelihoods inequality** between host communities and refugees, as growing tension and competition over jobs could lead to instability and violence.

# Local Governance Under Pressure



RESEARCH ON SOCIAL STABILITY IN T5  
AREA, NORTH LEBANON.



by Nizar Ghanem

# 1. Research Objectives



Informal and formal power dynamics and main governance structures, including the impact of the Syrian crisis on El-Koura, Bcharreh, Zgharta and Minieh-Dannieh.

Basic needs, priorities and concerns of Syrian refugees and host communities

Recommend strategies to enhance the design of Oxfam programmatic implementation with local stakeholders around issues related to poverty, and inequality.

## 2. Methodology



- 1- Desk Review
- 2- 10 KIIs
- 3- 12 FGDs

GEOGRAPHIC LOCATION	AGE GROUP	GENDER	PROFILE	NATIONALITY
Zgharta	NA	NA	Municipality leaders	Lebanese
Minieh-Dannieh	NA	NA	Municipality leaders	Lebanese
El Koura	NA	NA	Municipality leaders	Lebanese
Bcharreh	NA	NA	Municipality leaders	Lebanese
Zgharta	18-30	Male	Community	Lebanese
Zgharta	31-49	Female	Community	Syrian
El Koura	18-30	Male	Community	Syrian
El Koura	31-49	Female	Community	Lebanese
Minieh-Dannieh	18-30	Female	Community	Syrian
Minieh-Dannieh	31-49	Male	Community	Syrian
Bcharreh	31-49	Male	Community	Lebanese
Bcharreh	18-30	Female	Community	Lebanese

# Economic Impact of Syrian Crisis

- Highest per capita/ refugee: 232/1000
- diminish revenue collection by 1.5 billion.
- Increase expenditure by 1.1 billion..
- Total cost on economy 7.5 billion annually.
- Lost 50% of its tourism between 2011-2013.
- Increased unemployment
- Exacerbate inequality: 170,000 Lebanese under poverty.
- 86% of refugees live in 242 communities with 66% poverty.

# Municipalities in focus

## • **Main features:**

- Electoral terms: 6 years.
- Two bodies: Municipal Council and Executive Body.
- 1964-1998 municipal elections were suspended.
- 1977 law: MCs tasks include preparing budgets, collecting taxes, founding public schools, local transportation and public works.
- 1100 MCs in Lebanon
- 51 Municipal Unions.

## • **Main Obstacles**

- Small MCs with 70%
- Lack of administrative capacities.
- 42 % of population are living in largest 10% of MCs.
- Irregular payments from Independent Municipal Fund.

# Background T5 area



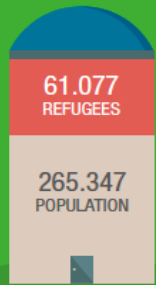
T5 area has an estimated population of **550,000 Lebanese** and is currently hosting approximately **283,728 refugees**.



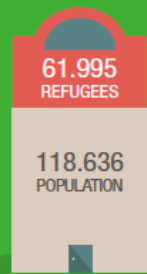
## SOCIAL STABILITY IN NORTH LEBANON T5 AREA OVERVIEW

WHEN THE SYRIAN REFUGEE CRISIS BEGAN IN 2011, NORTH LEBANON WAS THE FIRST AREA TO HOST REFUGEES.

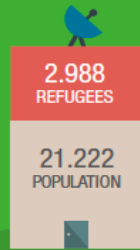
T5 area is composed of the districts of Tripoli, Minnieh-Dannieh, Zgharta, Bcharreh and El-Koura.



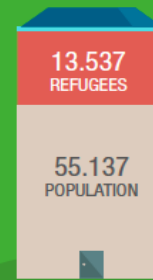
TRIPOLI



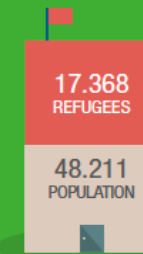
MINNIEH-DANNIEH



BCHARREH



ZGHARTA



EL-KOURA



OXFAM



# Socio-Economic and Political Implications



OVER  
**1.1 MILION**  
REGISTERED  
SYRIAN REFUGEES

**43,377**  
PALESTINIAN  
REFUGEES FROM SYRIA

JUST OVER  
**4 MILION**  
LEBANESE  
POPULATION

**321,362**  
PALESTINIAN REFUGEES  
FROM LEBANON

POPULATION  
HAS GROWN BY  
**30%**



1 OUT OF 5 ARE REFUGEES

## SOCIAL STABILITY IN NORTH LEBANON

### SOCIO-ECONOMIC AND POLITICAL IMPLICATIONS



OXFAM

# Basic Needs

## WASH

- Water pollution/trucking/sewage systems.

## Infrastructure

- Electricity (EDL-85% of total needs)
- Parks and Green Belts
- Roads, zoning and regulations.

## Syrian Specific Needs

- Legal documentation
  - Every six month/200 USD
  - Curtails freedom of movement.
- Rent
- Cash Assistance reduction had severe impact on vulnerability.

## Job Creation and Livelihoods

- 10,000 (6.67 usd)/day for Syrian workers
- Competition in skilled and unskilled labour

# SOCIAL STABILITY IN NORTH LEBANON

## RECOMMENDATIONS FOR PROGRAMME DEVELOPMENT



CONTINUE CASH FOR RENT TO SYRIAN REFUGEES

SUPPORT INCOME GENERATION PROJECTS TARGETED LIVELIHOOD AND SELF-EMPLOYMENT START-UP GRANTS



DESIGN PROJECTS THAT CAN HAVE A LASTING IMPACT ON AGRICULTURAL AND TOURISM SECTORS



USE A RAPID EMPLOYMENT APPROACH AS PART OF AN OVERALL JOB CREATION DEVELOPMENT PLAN



IMPLEMENT TRAINING INITIATIVES THAT BUILDS INSTITUTIONAL CAPACITY OF MUNICIPALITIES



ENCOURAGE JOINT PLANNING SESSIONS BETWEEN HUMANITARIAN AGENCIES AND LOCAL AUTHORITIES



SUPPORT YOUTH ACTIVISM



OXFAM



**Inter-Agency  
Coordination**  
Lebanon

# **Rapid Needs Assessment**

## **Contingency and Preparedness Database**



## ACTIVITYINFO CONTINGENCY & PREPAREDNESS DATABASE

---

The new Contingency & Preparedness database creates one place for all the information related to rapid needs assessment and contingency preparedness.

It combines the Contingency Stocks ActivityInfo database and the RNA Google documents previously circulated.

## ACTIVITYINFO CONTINGENCY & PREPAREDNESS DATABASE

---

Two different sections

- **Staffing & resources:** to report governorate-level information about the organization
- **Warehouses:** to report information about the stocks (total and contingency) at specific warehouses/to track the exact location of the warehouses



## ORGANIZATION-LEVEL RESOURCES & RNA TRAINED STAFF

---

### RACG Focal Point Contact Details

Person Responsible

Phone Number

Email Person Responsible

### RACG Focal Point Contact Details

Person Responsible

Phone Number

Email Person Responsible

### Staffing

Number of staff trained for contingency  
(RNA trained)

Number of staff available for contingency  
scenario

### STAFF RESOURCES

Number of staff trained for contingency

Number of staff trained for contingency

number of staff available in contingency  
scenario

number of staff available in contingency  
scenario

## ORGANIZATION-LEVEL RESOURCES & RNA TRAINED STAFF

---

### Resources (total)

- Vehicles
- Android tablet
- Android smartphone
- GPS unit
- Laptop

### RESOURCES (TOTAL)

Vehicles	<input type="text"/>
Android tablet	<input type="text"/>
Android smartphone	<input type="text"/>
GPS unit	<input type="text"/>
Laptop	<input type="text"/>

Partners should indicate the **total** number of resources available. Reporting these figures does not commit any resources for contingency- the figures provide a scope of the resources at your disposal.





## CONTINGENCY STOCK AT WAREHOUSE LEVEL

---

Most organizations do not have dedicated contingency stock. Therefore, the database now records two indicators:

- Total stock
- Of the total stock, stocks that would likely be available in a contingency scenario

Total stock indicates the total scale of resources at a warehouse. Contingency stock indicates the scale of contingency reserves at the warehouse.



## CONTINGENCY STOCK AT WAREHOUSE LEVEL

---

Organizations will report:

- Total stock at warehouse
- Of the total stock, the stock that would likely be available in a contingency scenario

(Each indicator is listed twice)

# Health stock indicators

## HEALTH

Acute and chronic medication (Total in stock)  # individuals

Acute and chronic medication (of which contingency)  # individuals

Airway Kit (Total in stock)  #

Airway Kit (of which contingency)  #

Cholera treatment kits (Total in stock)  #

Cholera treatment kits (of which contingency)  #

Circulation kit (Total in stock)  #

Circulation kit (of which contingency)  #

Emergency Health Kits (Total in stock)  #

Emergency Health Kits (of which contingency)  #

Field Hospitals (Total in stock)  #

Field Hospitals (of which contingency)  #

Midwifery Kits (Total in stock)  #

Midwifery Kits (of which contingency)  #

## HEALTH

Obstetric Surgical Kits (Total in stock)  #

Obstetric Surgical Kits (of which contingency)  #

ORS units (Total in stock)  #

ORS units (of which contingency)  #

Plumpy Nut and sup (Total in stock)  #

Plumpy Nut and sup (of which contingency)  #

Surgical Kits (Total in stock)  #

Surgical Kits (of which contingency)  #

Trauma kit (Total in stock)  #

Trauma kit (of which contingency)  #



## WAREHOUSE LOCATIONS

---

Warehouse locations can be reported directly in the database, but will also be verified by IM by email

THANK YOU