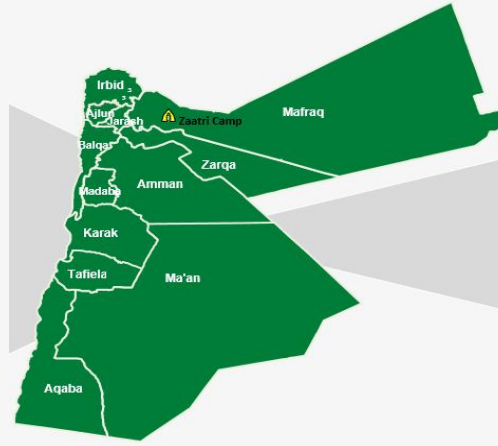


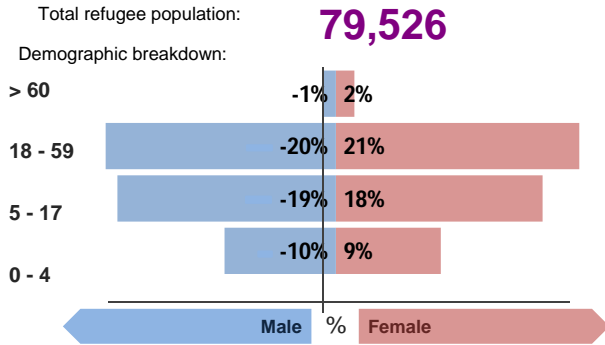


Refugee population



Key facts

Camp opened:  
**July 2012**



Indicators at a glance

1 Health utilisation rate	6.4	X
2 Number of consultations per clinician per day	29	✓
3 Hospitalisation rate (/1000/year)	38.7	
4 Referral rate (/1000/month)	9.4	
5 % deliveries attended by skilled personnel	99.9%	✓
6 Crude Mortality Rate (CMR) (/1000/month)	0.2	✓
7 Under-five Mortality Rate (U5MR) (/1000/month)	0.3	✓
8 Neonatal Mortality Rate (NNMR) (/1000 livebirths)	9.8	✓

Notes

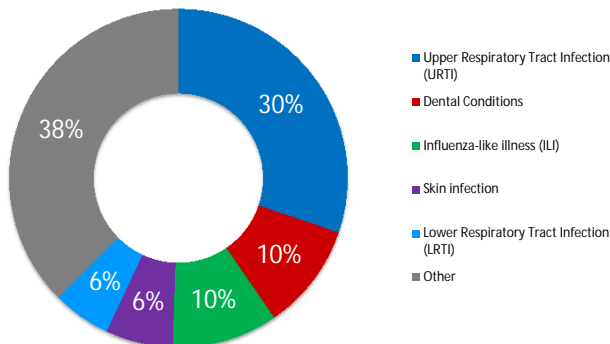
This public health profile for Za'atri refugee camp is compiled from health facility data from the following partners:

- IMC Clinic
- JHAS Clinic
- MdM Clinic
- Moroccan Field Hospital
- Saudi Clinic
- MSF Holland
- RAF Qatari Clinic
- AMR Clinic 1 (Comprehensive Charitable Medical Center)
- AMR Clinic 2 (Maternity and Childhood Center)

Data is collected using standardised Health Information System (HIS) data collection and reporting tools and aims to be as accurate as possible.

Morbidity

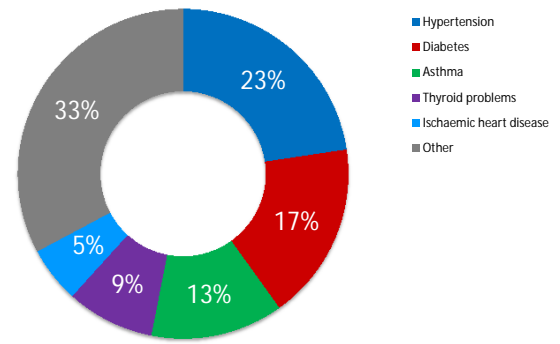
Acute health conditions (%)



Top 5 acute health conditions

	% morbidity	# of cases
1 Upper Respiratory Tract Infection (URTI)	30%	46,390
2 Dental Conditions	10%	15,699
3 Influenza-like illness (ILI)	10%	15,548
4 Skin infection	6%	9,875
5 Lower Respiratory Tract Infection (LRTI)	6%	8,557
- Other	37%	57,526

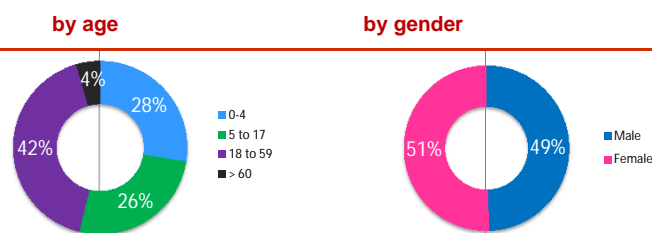
Chronic health conditions (%)



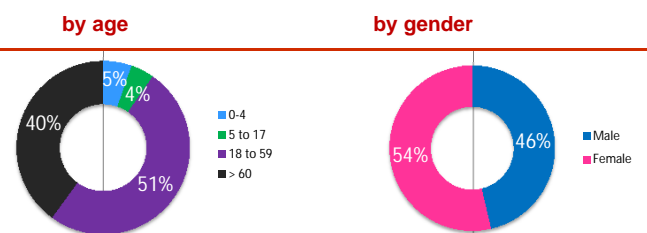
Top 5 chronic health conditions

	% morbidity	# of cases
1 Hypertension	23%	9,038
2 Diabetes	17%	6,971
3 Asthma	13%	5,180
4 Thyroid problems	9%	3,441
5 Ischaemic heart disease	5%	2,193
- Other	33%	13,102

Breakdown of acute health conditions



Breakdown of chronic health conditions



UNHCR gratefully acknowledges the support of the following partners:



## Public Health

### Health Impact

Indicator	Standard	
Crude Mortality Rate (CMR) (/1000/month)	0.2	< 0.48 ✓
Under-five Mortality Rate (U5MR) (/1000/month)	0.3	< 1.5 ✓
Neonatal Mortality Rate (NNMR) (/1000 livebirths)	9.8	< 14.9 ✓

### Access and utilization

No. of health facilities	1 : 9941	1 : < 10,000 ✓
Total number of consultations	256,204	
Health utilisation rate	6.4	1 - 4 ✗
No. of consultations per trained clinician per day	29	< 50 ✓

### Outbreak Alert and Response

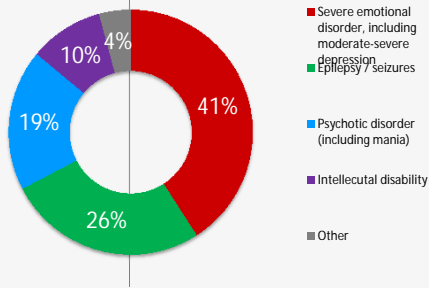
Indicator	Standard
Number of outbreaks reported	0
% of outbreaks investigated within 48 hours	100%

### Laboratory

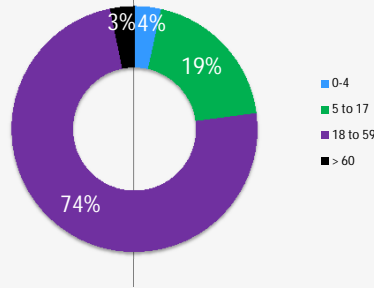
Number of laboratory samples	86,325
------------------------------	--------

## Breakdown of mental health conditions

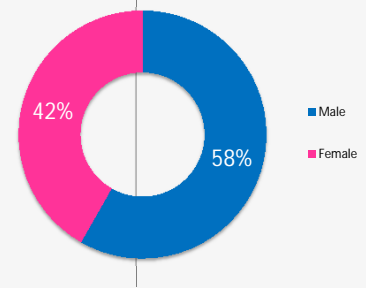
### By cause



### By age

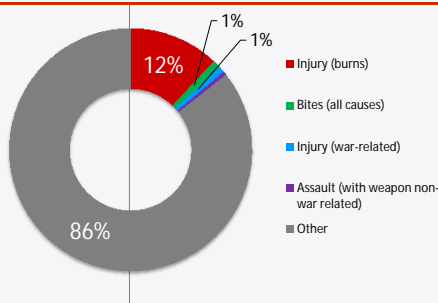


### By gender

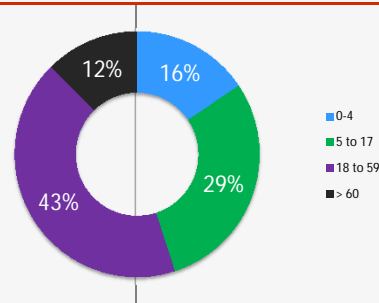


## Breakdown of injuries

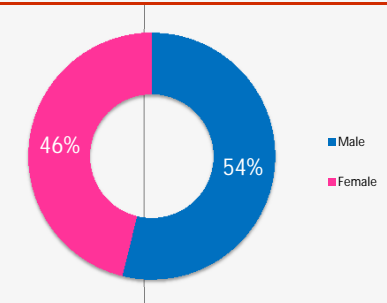
### By cause



### By age



### By gender



## In-patient and referral

### In-patient department

Indicator	Standard	
Hospitalisation rate (/1000/year)	38.7	50 - 150
Bed occupancy rate	35%	> 75% ✗
Mean length of stay for authorised discharges (days)	3.3	

### Overall case fatality rate

Indicator	Standard
Overall case fatality rate	0%
Proportion of deaths within 24 hours of admission	0%

## Reproductive Health

### Antenatal care

Indicator	Standard	
Coverage of antenatal care (4 or more visits)	78%	≥ 90% ✗
Coverage of TT vaccination	67%	≥ 90% ✗
Coverage of anaemia screening in pregnancy	96%	≥ 90% ✓

### Delivery care

Proportion of deliveries attended by skilled personnel	99.9%	≥ 90% ✓
Proportion of deliveries performed by caesarean section	25%	5 - 15% ✗
Proportion of low birth weight deliveries (<2500g)	2%	< 15% ✓

### Maternal mortality

Number of maternal deaths reported	0	
% of maternal deaths investigated within 48 hours	0%	100%

### Postnatal care

Indicator	Standard	
Coverage of postnatal care	72%	≥ 90% ✗

### Sexual and Gender-based Violence

Incidence of rape (reported cases/10,000/year)*	0.3	
% of rape survivors who received PEP** < 72 hours	100%	100% ✓
% of rape survivors who received ECP*** < 120 hours	100%	100% ✓
% of rape survivors who received STI**** prophylaxis < 2 wks	100%	100% ✓

\*Only includes rapes reported at health facilities \*\*Post-exposure prophylaxis \*\*\*Emergency contraceptive pill \*\*\*\*Sexually transmitted infection



View interactive maps and statistics online  
<http://twine.unhcr.org>

#### Legend:

- Standard met
- Standard borderline
- Standard not met
- Interpret data with care
- Data missing

