



Registration Unit

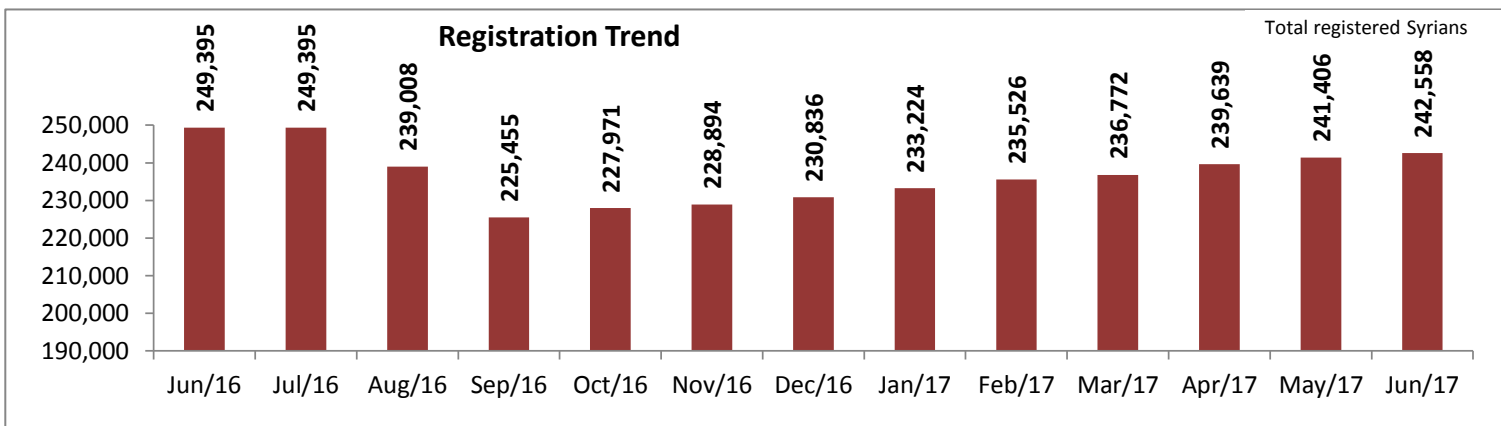
Total Persons of Concern

Individuals

Households

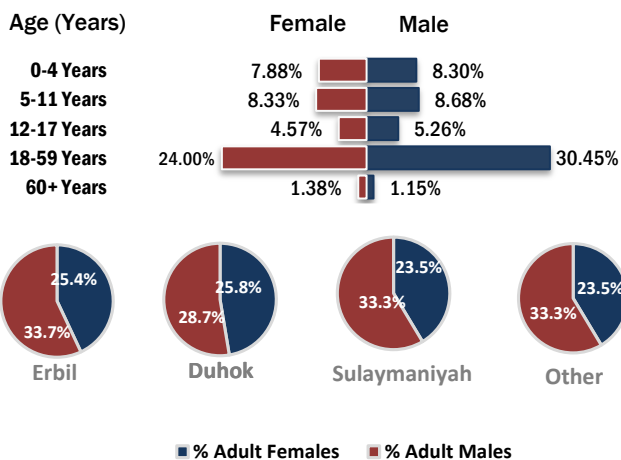
242,558

79,573



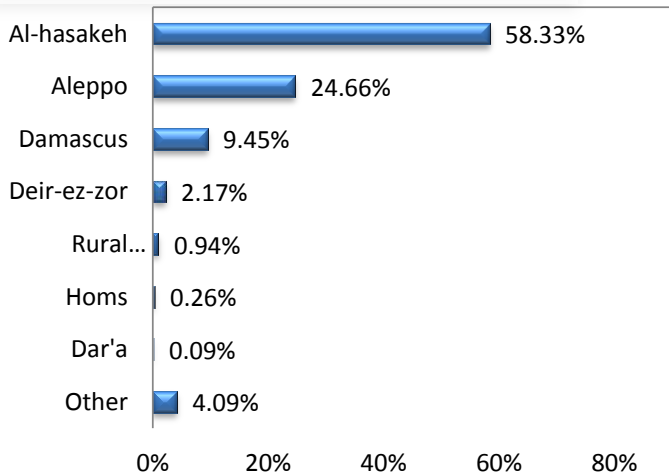
This profile is based on **242,558** proGres registered individuals

Age and Gender Breakdown



Governorate	Individuals	Households	% Individuals
Erbil	118,272	41,691	48.760%
Duhok	84,368	23,900	34.783%
Sulaymaniyah	31,622	11,245	13.037%
Anbar	4,461	1,135	1.839%
Ninewa	1,602	546	0.660%
Kirkuk	997	355	0.411%
Baghdad	363	184	0.150%
Najaf	327	240	0.135%
Babylon	4	4	0.002%
Kerbala	113	71	0.047%
Basrah	61	36	0.025%
Thi-Qar	58	41	0.024%
Salah al-Din	14	4	0.006%
Diyala	12	6	0.005%
Missan	9	5	0.004%
Qadissiya	8	3	0.003%
Wassit	6	1	0.002%
Others	261	106	0.108%
<b>Total</b>	<b>242,558</b>	<b>79,573</b>	<b>100%</b>

Place of Origin



Camp and non-camp population comparison



Camps Registered Population			
Camp	Individuals	Households	% Total
Akre Settlement	1,163	284	1.26%
Domiz Camp 1	32,121	8,494	34.92%
Domiz Camp 2	8,976	2,186	9.76%
Gawilan Camp	8,322	1,941	9.05%
Basirma Camp	3,449	807	3.75%
Darashakran Camp	12,513	2,958	13.61%
Kawergosk Camp	9,075	2,466	9.87%
Qushtapa Camp	7,920	2,150	8.61%
Arbat Camp	8,434	2,190	9.17%
<b>Total</b>	<b>91,973</b>	<b>23,476</b>	<b>100%</b>