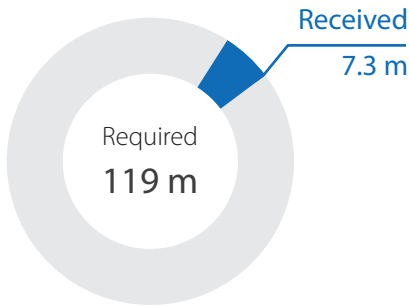




The monthly dashboard summarizes the progress made by partners involved in the Lebanon Crisis Response and highlights trends affecting people and communities in need. Social stability partners in Lebanon are working to strengthen local communities and institutions ability to mitigate tensions and prevent conflict, and inform the overall response on the evolution of tensions

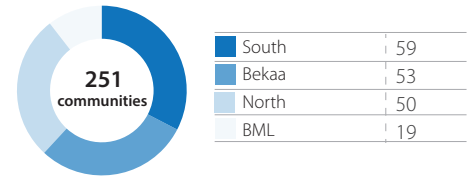
2016 Funding Status as of 12 April 2016



Targeted Communities

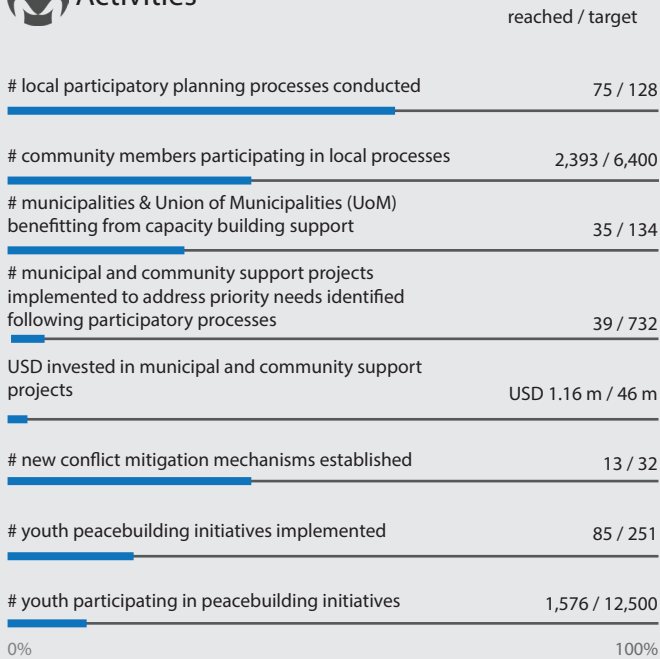


Communities reached by area of operation

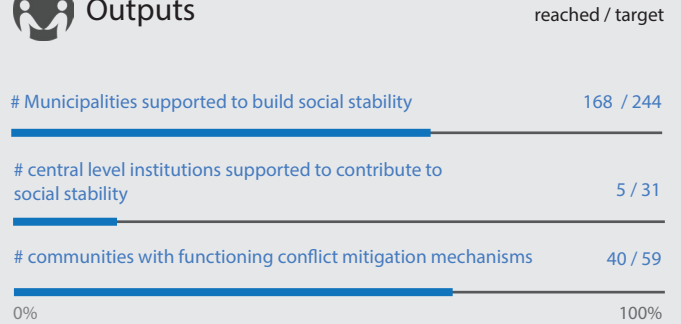


Progress against targets

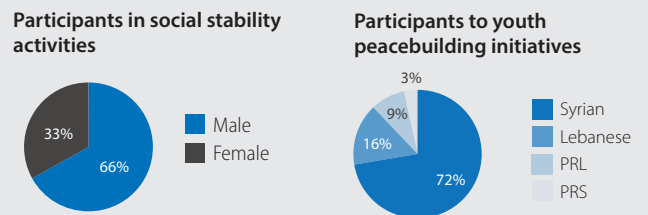
Activities



Outputs

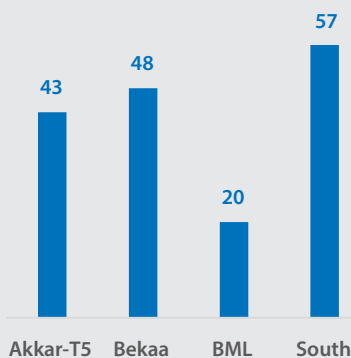


Gender/Type Breakdown

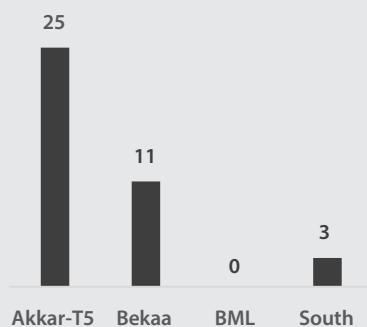


Analysis

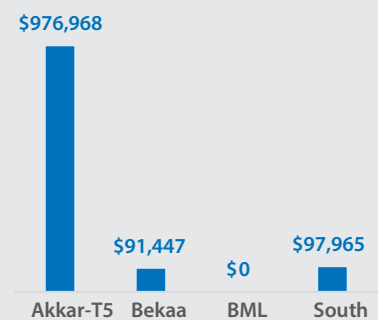
Number of municipalities supported by area of operation



Number of municipal and community support projects implemented



USD value of projects implemented



Social stability partners have set up a good basis for the sector to reach its 2016 target of providing support to key institutions and local stakeholders in all most vulnerable cadastres. Interventions are already ongoing in 165 out of the 251 vulnerable municipalities, covering the different tracks of work of the sector.

Partners have facilitated 72 local participatory processes, engaging municipalities and community representatives to identify priority needs. Most of them conducted directly by the Ministry of Social Affairs through the mapping of risks and resources methodology, to ensure that all municipalities in the 251 vulnerable cadasters have identified their priority needs. Over 2,000 people participated in such processes, 30% of whom women.

In parallel, other partners are continuing to provide ongoing capacity support through mentoring, training, or secondment of additional staff to municipalities, both in terms of community engagement and mediation as well as strategic planning (21 municipalities and 10 Unions supported so far). In terms of supporting the delivery of municipal services, 39 projects have been completed (primarily related to infrastructure repair and public & recreational facilities), which remains however far off the sector targets of 3 projects per vulnerable municipality in the course of the year. This is where the consequences of the funding gap of the sector are the most obvious.

As for supporting community tension mitigation capacity, the sector reviewed conflict mitigation mechanisms and local dialogue forums set up in the past two years. 65 mechanisms covering nearly 100 municipalities have been set up by 10 different partners, providing a local forum/committee to support municipalities on community outreach, mediation, and project identification. In Wadi Khaled, this support resulted in 8 municipalities agreeing to form a new Union of Municipality to improve not only their response to the current crisis but also the long-term development prospect of the area. An independent evaluation of 11 of such mechanisms



Facts and Figures

251

cadastres identified as most vulnerable

114

vulnerable cadastres where population has increased by 50% or more

70%

of all municipalities are too small to provide any local services

55%

of host and displaced communities members are reporting multiple causes of tensions between communities

recommended continuing such initiatives, emphasizing the need to integrate protection and service delivery within such projects and to work on linkages with other actors from the inception stage. The sector aims at establishing at least 32 more of these mechanisms in 2016 (12 newly established this year so far), and will gradually outreach to other sectors (Protection, Energy & Water) to facilitate linkages between different community mobilization initiatives.

Support to central level institutions' presence and role at the community level, a new focus of the sector for this year, is also already well developed. 4 of the 8 governors' offices are receiving support on coordination to better enable them to engage with the crisis response partners, and 23 of the 26 Qaza are engaged in an initiative to improve their monitoring and analysis capacity of situation on the ground.



Changes in Context - First Quarter

There were three key events in the first quarter of 2016 that directly affect the operational environment of the sector:

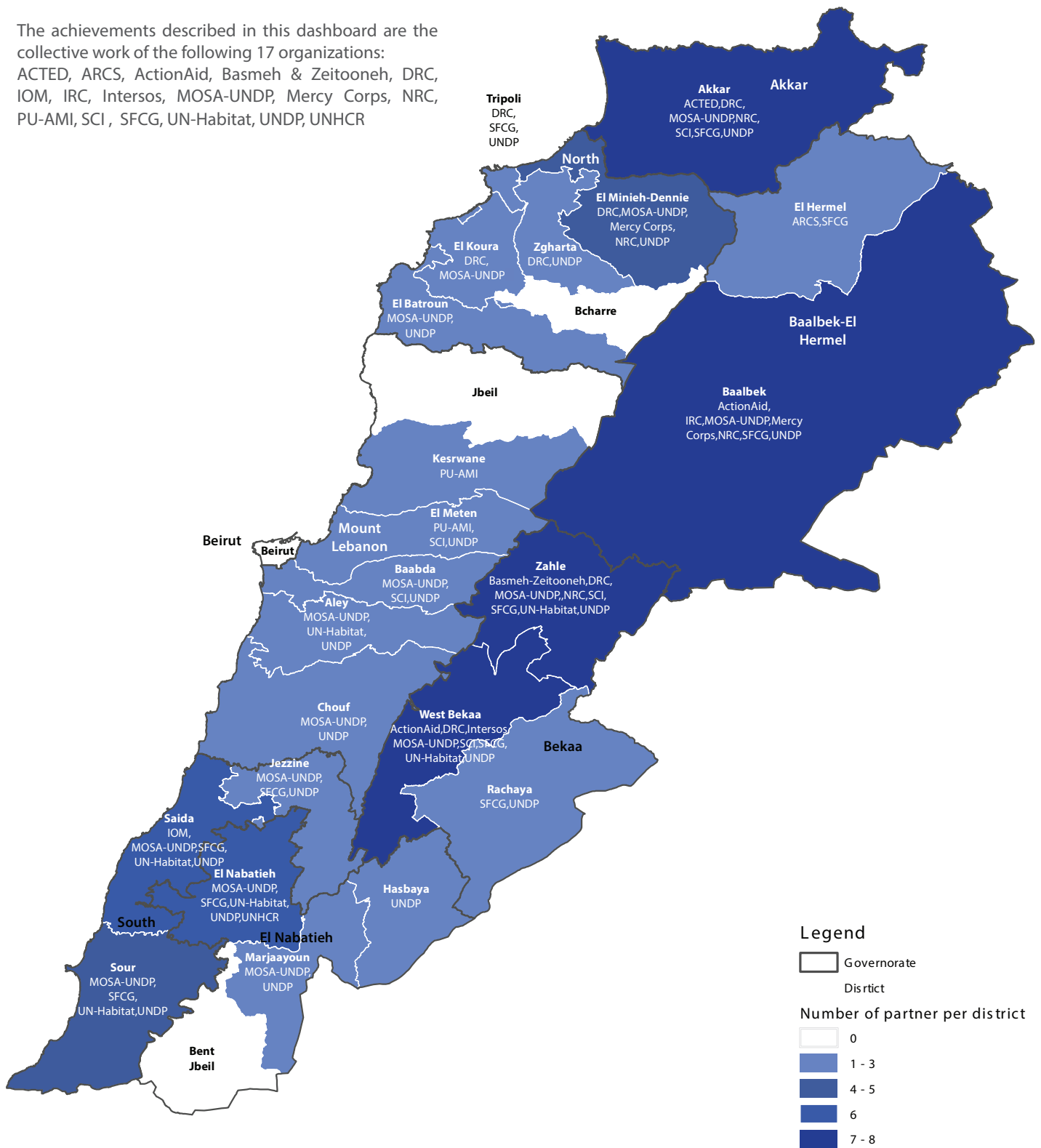
- 1- The GoL Statement of Intent to the London Conference placed a renewed emphasis on the need to support municipalities as the key gateway to stabilization programmes in Lebanon; in line with the long-standing priority of the sector. New partners' analysis of needs of municipalities highlighted the multiplicity of challenges faced by municipalities – OXFAM 'Local Governance under Pressure' identifies employment competition, political polarization, security, pressure on services and fragmentation of aids as key challenges, while LCPS emphasized that 70% of municipalities are in need of additional employees.
- 2- These structural challenges of municipalities could however be mitigated by the fact that municipalities and Unions just received \$800 million from the Independent Municipal Fund that were outstanding since 2010. While this represents less than \$1 million on average per municipality, this means that municipalities and Unions will, at least temporarily, be able to self-finance some of the local priorities independently.
- 3- The upcoming municipal elections, confirmed for May 2016, will also probably slow down the implementation or identification of new interventions of partners, as most municipalities will face a gap during the campaign due to turn-over.

Organizations

The achievements described in this dashboard are the collective work of the following organizations: ACTED, ARCS, ActionAid, Basmeh & Zeitooneh, DRC, IOM, IRC, Intersos, MOSA-UNDP, Mercy Corps, NRC, PU-AMI, SCI, SFCG, UN-Habitat, UNDP, UNHCR

Organizations per district

The achievements described in this dashboard are the collective work of the following 17 organizations: ACTED, ARCS, ActionAid, Basmeh & Zeitooneh, DRC, IOM, IRC, Intersos, MOSA-UNDP, Mercy Corps, NRC, PU-AMI, SCI, SFCG, UN-Habitat, UNDP, UNHCR



Note: This map has been produced by UNHCR based on maps and material provided by the Government of Lebanon for UNHCR operational purposes. It does not constitute an official United Nations map. The designations employed and the presentation of material on this map do not imply the expression of any opinion whatsoever on the part of the Secretariat of the United Nations concerning the legal status of any country, territory, city or area or of its authorities, or concerning the delimitation of its frontiers or boundaries.