



WEEKLY UPDATE | Voluntary Repatriation of Somali Refugees From Kenya.

2018 DEPARTURES FROM KENYA			
Location	Female	Male	Total
Dadaab	1,475	1,472	2,947
Nairobi	-	-	-
Kakuma	279	324	603
Grand Total	1,754	1,796	3,550

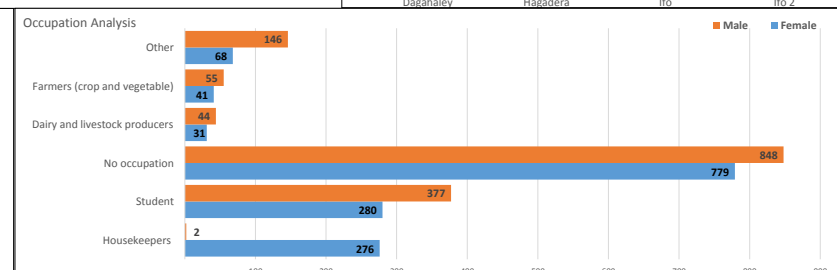
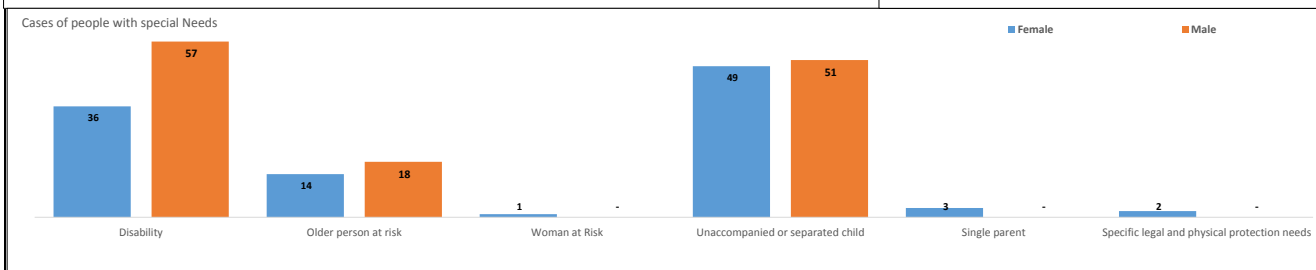
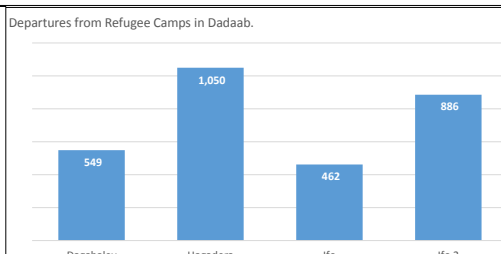
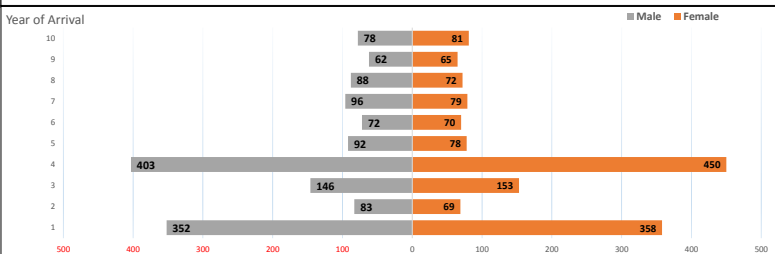
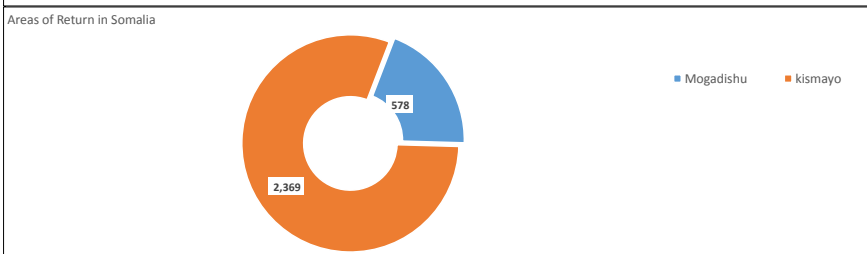
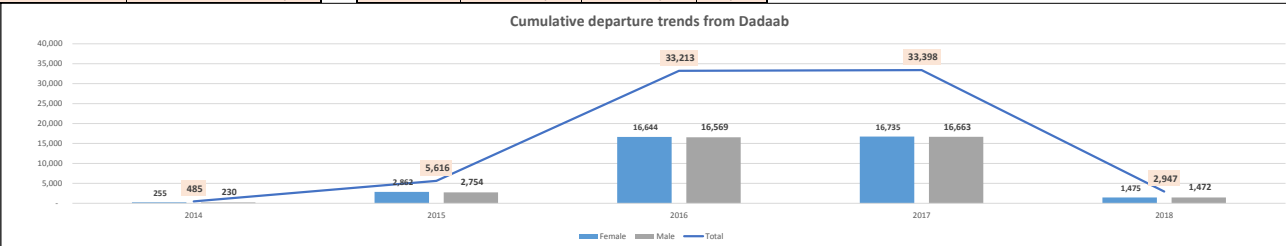
CUMULATIVE DEPARTURES FROM KENYA			
Location	Female	Male	Total
Dadaab	37,971	37,688	75,659
Nairobi	32	33	65
Kakuma	1,503	1,620	3,123
Grand Total	39,506	39,341	78,847

CUMULATIVE AREA OF RETURN FROM KENYA	
Area of Return	Grand Total
Kismayu	51,795
Mogadishu	14,084
Baidoa	9,558
Luuq	3,340
Afmadow	30
Afgoye	40
Total	78,847

CUMULATIVE DEPARTURES FROM DADAAB			
Year	Female	Male	Total
2014	255	230	485
2015	2,862	2,754	5,616
2016	16,644	16,569	33,213
2017	16,735	16,663	33,398
2018	1,475	1,472	2,947
Total	37,971	37,688	75,659

2018 DADAAB SUMMARY	
Details	Totals
No. of Households	902
No. of Individuals	2,947
No. of Females	1,475
No. of Males	1,472
No. of Special Needs	231

CONVOYS SUMMARY	
ROAD CONVOYS	144
FLIGHTS	
Mogadishu	242
Kismayu	268
Baidoa	29



Source: UNHCR S.O Dadaab (ProGres)
 Contacts: Mr. Denis Alma Kuidje, Senior Protection Coordinator: kuidje@unhcr.org

Profile of Voluntary Repatriation Departures

Cumulative Analysis

Reported Departures from the 1st January to 6th April 2018

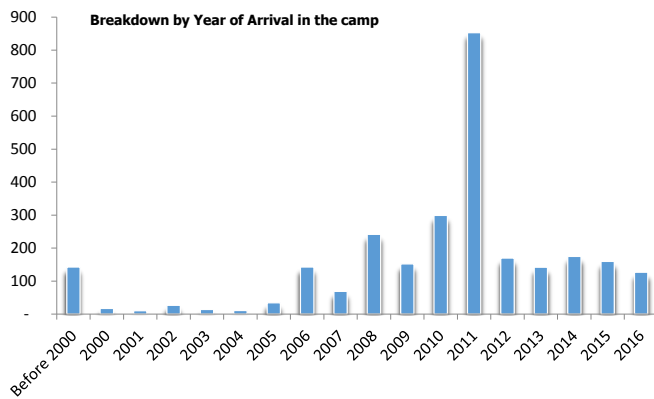
Breakdown by Camp of Asylum, Age and Gender

Breakdown by Marital Status

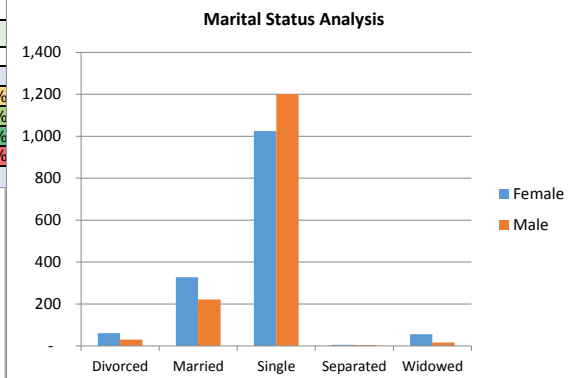
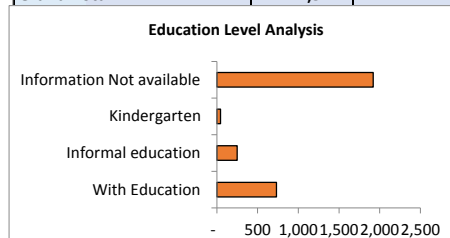
Camp	0 - 4			5 - 11			12 - 17			18 - 59			60+			Grand Total			Marital Status	Female	Male	Total	%
	F	M	Total	F	M	Total	F	M	Total	F	M	Total	F	M	Total	Persons	%	HouseHolds					
Dagahaley	58	57	115	79	67	146	44	50	94	106	76	182	8	4	12	549	18.6%	141	Divorced	61	30	91	3.1%
Hagadera	96	114	210	91	111	202	57	69	126	210	250	460	25	27	52	1,050	35.6%	397	Married	328	222	550	18.7%
Ifo	46	51	97	65	41	106	32	29	61	86	90	176	10	12	22	462	15.7%	166	Single	1,025	1,200	2,225	75.5%
Ifo 2	91	100	191	119	105	224	84	83	167	152	126	278	16	10	26	886	30.1%	198	Separated	5	4	9	0.3%
Grand Total	291	322	613	354	324	678	217	231	448	554	542	1,096	59	53	112	2,947	-	902	Widowed	56	16	72	2.4%

NB: 1739 returnees are minors representing 68% and 1208 are adults (40%).

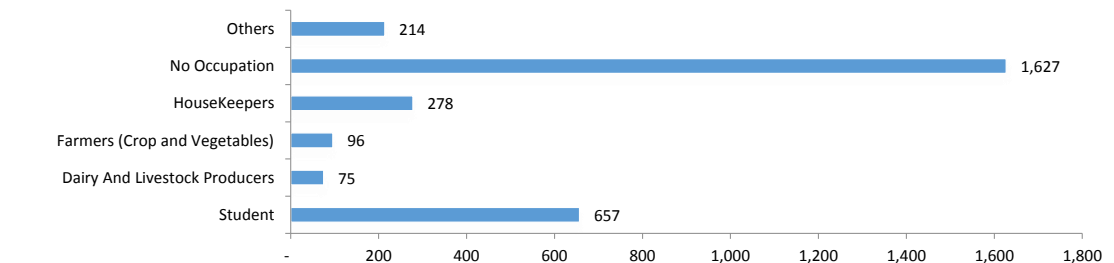
Breakdown by Year of Arrival in the camp				
Arrival Year	F	M	Total	%
Before 2000	79	64	143	4.9%
2000	8	9	17	0.6%
2001	5	5	10	0.3%
2002	14	13	27	0.9%
2003	2	12	14	0.5%
2004	5	6	11	0.4%
2005	15	19	34	1.2%
2006	75	68	143	4.9%
2007	34	35	69	2.3%
2008	121	121	242	8.2%
2009	69	83	152	5.2%
2010	153	146	299	10.1%
2011	450	403	853	28.9%
2012	78	92	170	5.8%
2013	70	72	142	4.8%
2014	79	96	175	5.9%
2015	72	88	160	5.4%
2016	65	62	127	4.3%
2017	81	78	159	5.4%
Grand Total	1,475	1,472	2,947	-



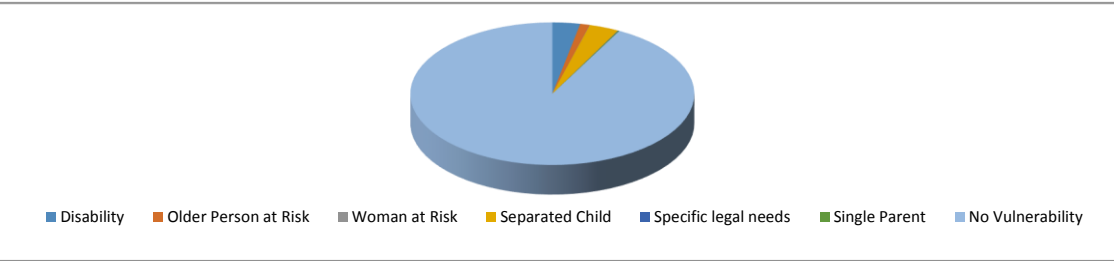
Breakdown by Education Level		
Education Level	Total	%
With Education	732	25%
Informal education	249	8%
Kindergarten	45	2%
Information Not available	1,921	65%
Grand Total	2,947	-



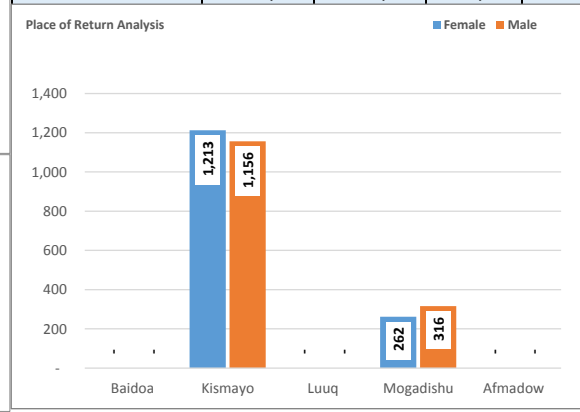
Breakdown by Occupation		
Occupation	Total	%
Student	657	22.3%
Dairy And Livestock Producers	75	2.5%
Farmers (Crop and Vegetables)	96	3.3%
HouseKeepers	278	9.4%
No Occupation	1,627	55.2%
Others	214	7.3%
Grand Total	2,947	-



Breakdown by Vulnerability		
Vulnerability	Individuals	%
Disability	93	3.2%
Older Person at Risk	32	1.1%
Woman at Risk	1	0.0%
Separated Child	100	3.4%
Specific legal needs	2	0.1%
Single Parent	3	0.1%
No Vulnerability	2,716	92.2%
Grand Total	2,947	-



Breakdown by Place of Return				
Return Area	Female	Male	Total	%
Baidoa	-	-	-	0.0%
Kismayo	1,213	1,156	2,369	80.4%
Luuq	-	-	-	0.0%
Mogadishu	262	316	578	19.6%
Afmadow	-	-	-	0.0%
Grand Total	1,475	1,472	2,947	-

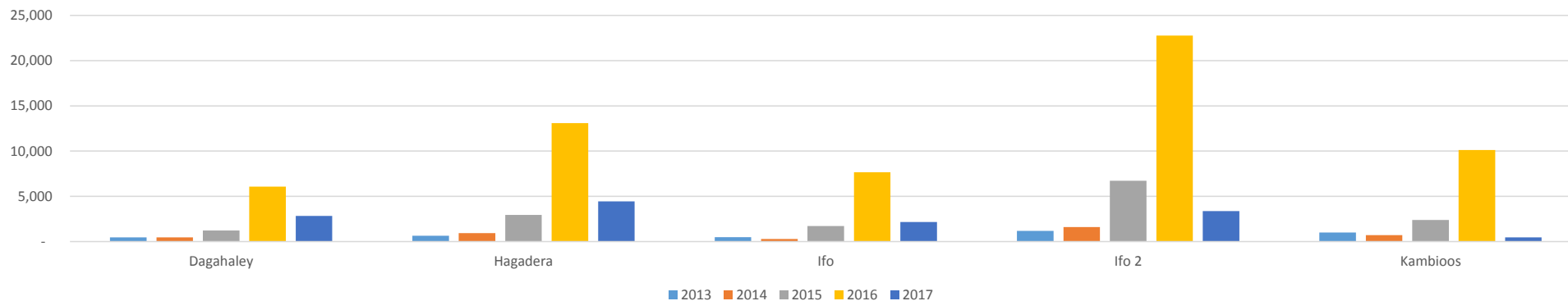


Trends of POCs Approaching the Return Help Desk

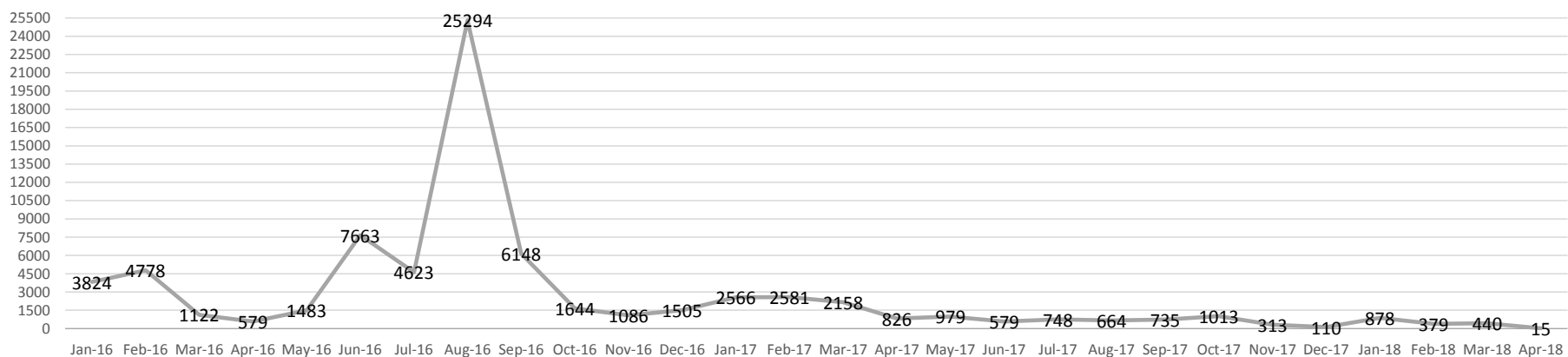
Trends POCs Approaching Return Help Desk Per Year Per Camp as of 6th April 2018

Years	Dagahaley	Hagadera	Ifo	Ifo 2	Kambioos	Total
2013	470	638	497	1,182	998	3,785
2014	470	929	287	1,611	703	4,000
2015	1,236	2,953	1,721	6,721	2,384	15,015
2016	6,082	13,102	7,661	22,780	10,125	59,750
2017	2,836	4,450	2,170	3,360	455	13,271
2018	335	575	479	308	-	1,697
Apr-18	9	6	-	-	-	15
Grand Total	11,438	22,653	12,815	35,962	14,665	97,533

Trends of POCs Approaching the Return Help Desk per year per camp

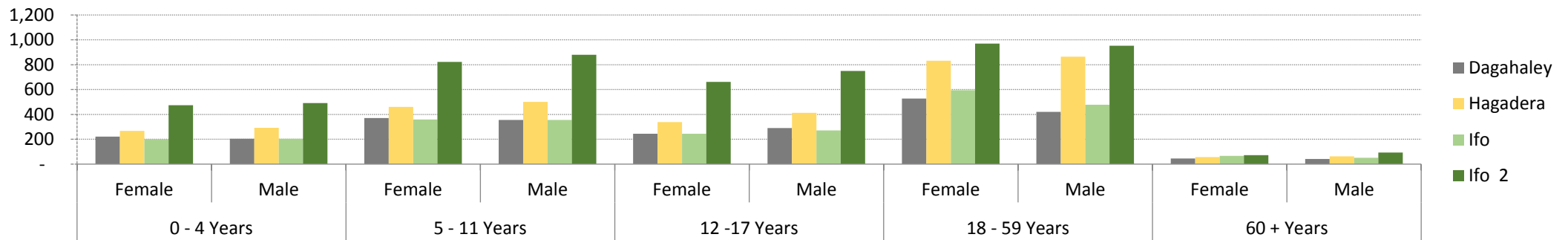


Trends of POCs Approaching the Return Help Desk between January 2016 and April 2018



Return Help Desk Statistics Per Camp for those willing to Return as of 6th April 2018

Camp	0 - 4 Years		5 - 11 Years		12 -17 Years		18 - 59 Years		60 + Years		Total	%
	Female	Male	Female	Male	Female	Male	Female	Male	Female	Male		
Dagahaley	222	205	371	356	244	291	528	420	46	42	2,725	17%
Hagadera	267	292	460	501	339	412	832	865	57	63	4,088	26%
Ifo	200	204	360	356	245	272	594	477	66	51	2,825	18%
Ifo 2	474	491	823	879	661	749	970	953	72	93	6,165	39%
Grand Total	1,163	1,192	2,014	2,092	1,489	1,724	2,924	2,715	241	249	15,803	-



Place of Return to Somalia

Is it Area of Origin?

Time of Return to Somalia per Camp

Camp

Place of Return	Is it Area of Origin?			Total	Return Period	Time of Return to Somalia per Camp				Total	%
	Yes	No	Unknown			Dagahaley	Hagadera	Ifo	IFO 2		
Kismayo	4,335	6,552	49	10,936	3 Months	2,716	4,066	2,758	6,085	15,625	98.87%
Mogadishu	1,090	757	16	1,863	3 to 6 Months	1	16	38	68	123	0.78%
Baidoa	898	1,335	22	2,255	In one year period	3	-	-	-	3	0.02%
Dinsor	23	-	-	23	Other	5	6	29	12	52	0.33%
Luuq	37	137	2	176	Grand Total	2,725	4,088	2,825	6,165	15,803	
Belet Hawa	11	7	5	23							
Buale	24	8	5	37							
Other	305	178	7	490							
Grand Total	6,723	8,974	106	15,803	<i>"Other" Place of Return refers to: Sakow, Bardera, Afmadow, Jamame, El Waq, Jilib, Marka, Afgoye, Belet Weyne, Garbahare, Abduwaq, Wajid, Kurtun Warey, Barbera, Qansah Dere, Jowhar, Bosaso and Galkayo</i>						

Status	Total	From the launch of Return Help Desk in all Dadaab's camps at the end of November 2013; 97,533 PoCs were interviewed and 96,369 among them have expressed their intention to repatriate to Somalia. 75,659 Individuals have been repatriated to Somalia as of 6th April 2018. 4,907 have been inactivated in proGres database for No-show or spontaneous departure. While 15,803 refugees willing to return (in principle) remain active.
Total Interviewed	97,533	
Willing to Return	96,369	
Not willing to Return	1,164	
Returnees	75,659	
Inactivated	4,907	
Active	15,803	