



Registration Unit

Total Persons of Concern

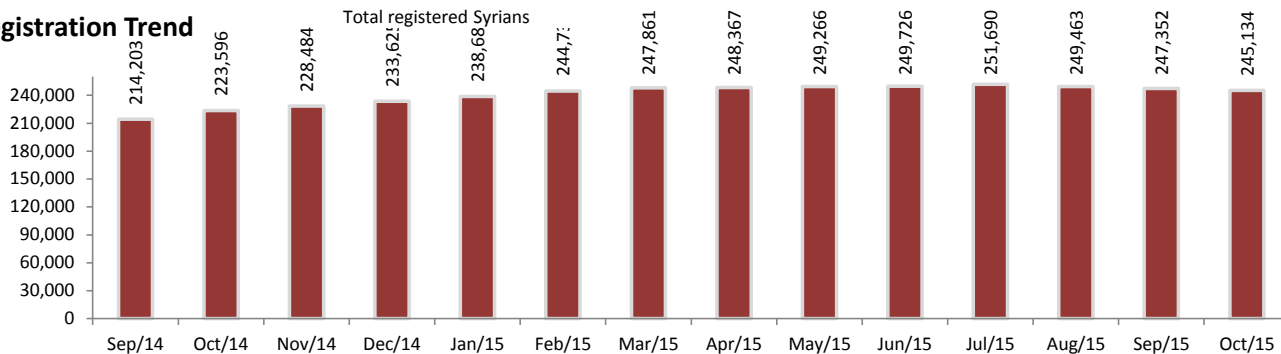
Individuals

245,134

Households

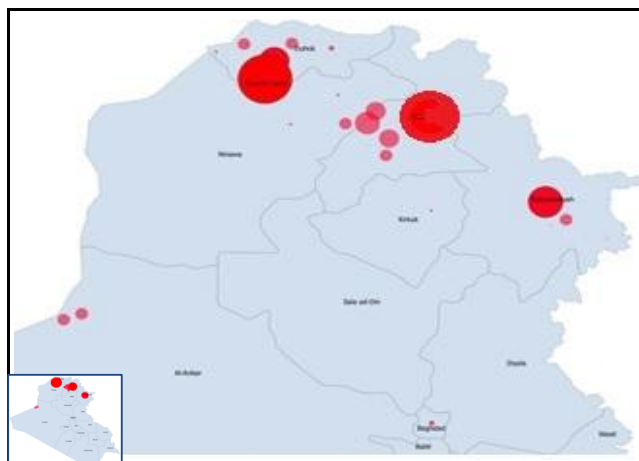
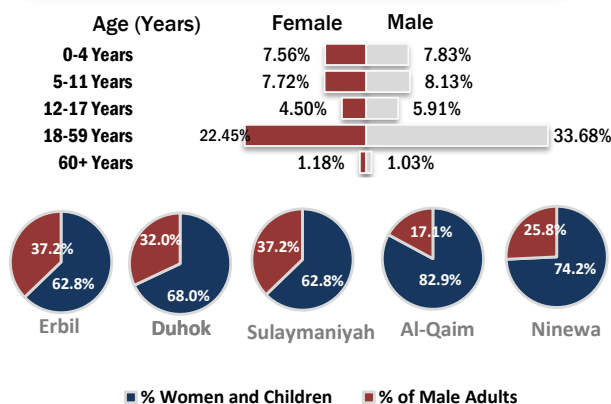
87,001

Registration Trend

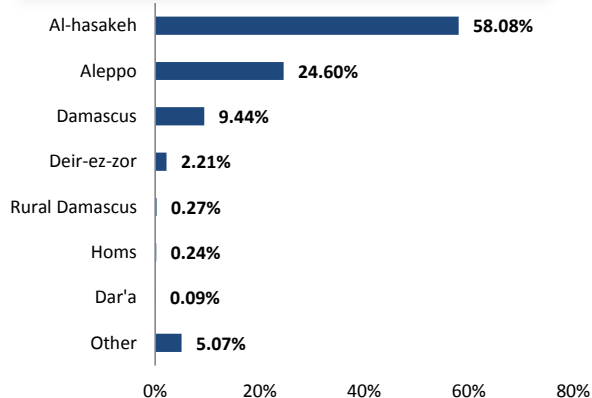


This profile is based on **245,134** proGres registered individuals

Age and Gender Breakdown

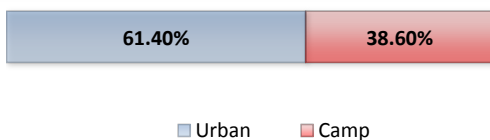


Place of Origin



| Governorate | Individuals | Households | % Total |
|-------------------|----------------|---------------|-------------|
| Duhok | 95,609 | 29,849 | 39.00% |
| Erbil | 111,945 | 42,830 | 45.67% |
| Sulaymaniyah | 29,337 | 11,649 | 11.97% |
| Anbar | 4,510 | 1,150 | 1.84% |
| Ninewa | 1,588 | 524 | 0.65% |
| Kirkuk | 770 | 278 | 0.31% |
| Baghdad | 594 | 301 | 0.24% |
| Other | 781 | 420 | 0.32% |
| Total Iraq | 245,134 | 87,001 | 100% |

Camp and non-camp population comparison



| Camps Registered Population | | | |
|-----------------------------|---------------|---------------|-------------|
| Camp | Individuals | Households | % Total |
| Al-Obaidi Camp | 1,519 | 319 | 1.61% |
| Akre Settlement | 1,357 | 331 | 1.43% |
| Domiz Camp 1 | 40,577 | 13,304 | 42.88% |
| Domiz Camp 2 | 6,422 | 1,458 | 6.79% |
| Gawilan Camp | 7,326 | 1,797 | 7.74% |
| Basirma Camp | 3,465 | 843 | 3.66% |
| Darashakran Camp | 10,381 | 2,324 | 10.97% |
| Kawergosk Camp | 10,094 | 2,679 | 10.67% |
| Qushtapa Camp | 6,666 | 1,771 | 7.04% |
| Arbat Camp | 6,821 | 1,829 | 7.21% |
| Total | 94,628 | 26,655 | 100% |

From 16 June 2014, as Al-Obaidi Camp became inaccessible to UN agencies and other humanitarian staff, the camp registered population figure is not updated.