



Registration Unit

Total Registered

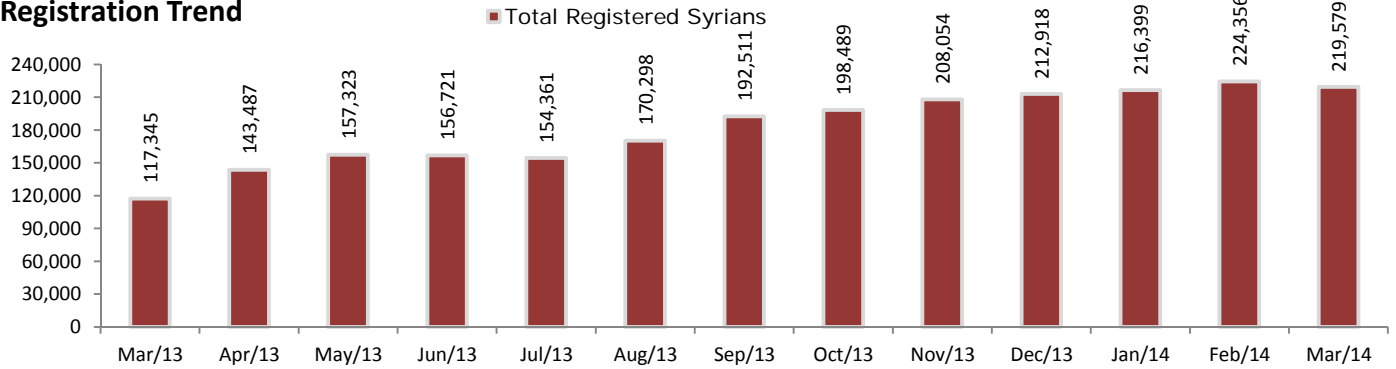
Individuals

219,579

Households

78,732

Registration Trend



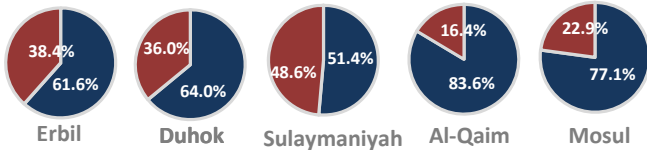
This profile is based on
and
The total is

200,248
19,331
219,579

proGres registered persons (Level 2)
level 1 registration *
individuals

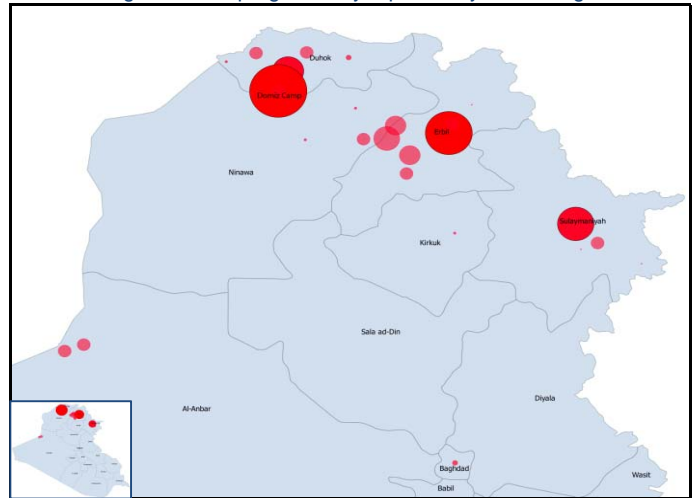
Age and Gender Breakdown

Age (Years)	Female	Male
0-4	7.49%	7.68%
5-11	7.25%	7.66%
12-17	4.49%	6.69%
18-59	21.23%	35.63%
60+	1.02%	0.85%

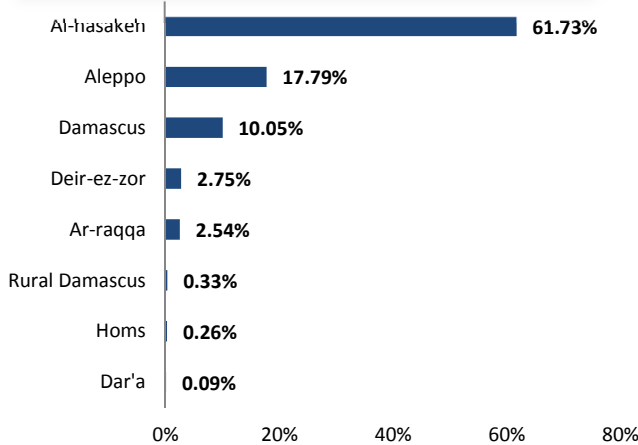


■ % Women and Children ■ % of Adults

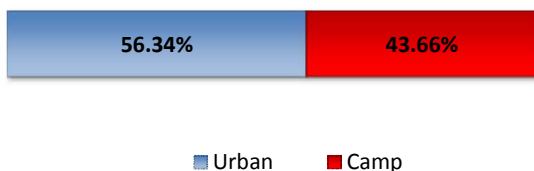
* Level 1 registration is progressively replaced by level 2 registration



Place of Origin



Camp and non-camp population comparison



Governorate	Individuals	Households	% Total
Duhok	106,305	36,188	48.41%
Erbil	81,815	30,294	37.26%
Sulaymanniyah	24,767	10,366	11.28%
Anbar	4,712	1,186	2.15%
Mosul	684	209	0.31%
Kirkuk	400	131	0.18%
Other	896	358	0.41%
Total Iraq	219,579	78,732	100%

Camps Population			
Camp	Individuals	Households	% Total
Domiz Camp	58,500	10,000	61.02%
Al-Obaidi Camp	1,662	351	1.73%
Kawergosk Camp	13,339	3,662	13.91%
Darashakran Camp	7,500	1,800	7.82%
Qushtapa Camp	4,541	1,012	4.74%
Basirma Camp	3,180	762	3.32%
Arbat Camp	3,000	853	3.13%
Akre Camp	1,441	356	1.50%
Gawilan Camp	2,714	719	2.83%
Total	95,877	19,515	100%