



Registration Unit

Total Persons of Concern

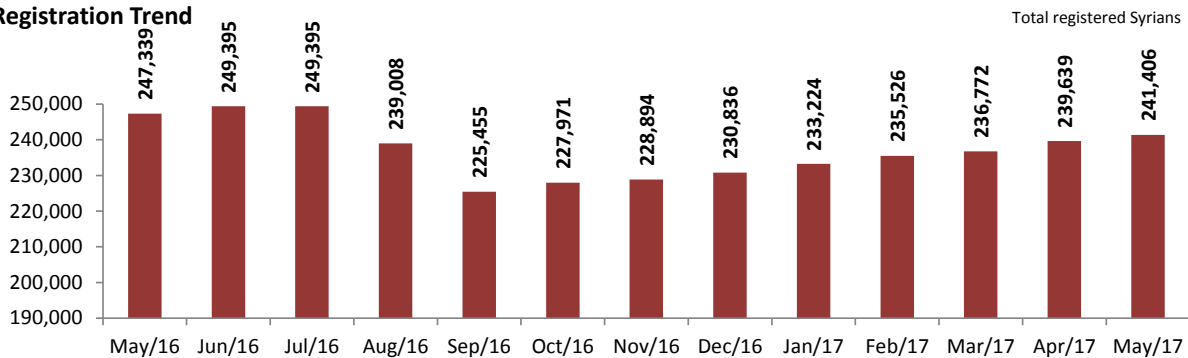
Individuals

241,406

Households

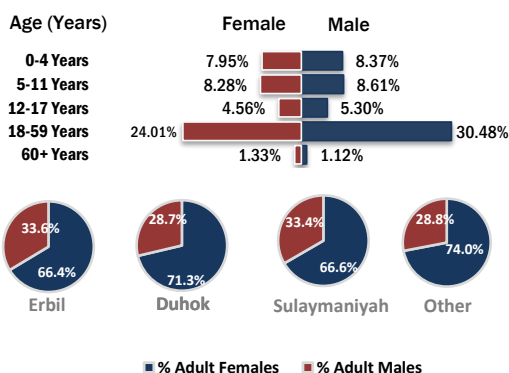
79,171

Registration Trend



This profile is based on **241,406** proGres registered individuals

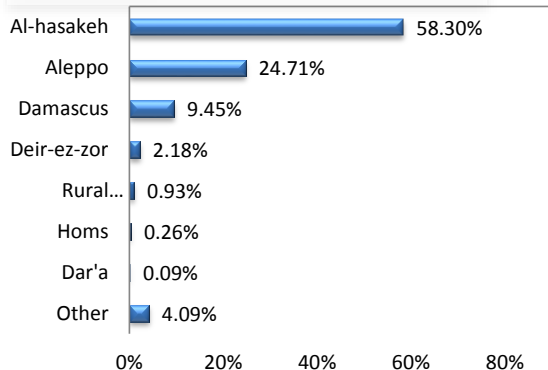
Age and Gender Breakdown



Governorate Breakdown

Governorate	Individuals	Households	% Total
Erbil	117,794	41,489	#DIV/0!
Duhok	83,839	23,734	#DIV/0!
Sulaymaniyah	31,487	11,221	#DIV/0!
Anbar	4,461	1,135	#DIV/0!
Ninewa	1,601	545	#DIV/0!
Kirkuk	986	351	#DIV/0!
Baghdad	361	180	#DIV/0!
Najaf	321	235	#DIV/0!
Kerbala	110	68	#DIV/0!
Basrah	61	36	#DIV/0!
Thi-Qar	52	40	#DIV/0!
Salah al-Din	14	4	#DIV/0!
Diyala	12	6	#DIV/0!
Missan	9	5	#DIV/0!
Qadissiya	8	3	#DIV/0!
Wassit	6	1	#DIV/0!
Not specified	284	118	#DIV/0!
<b>Total</b>	<b>241,406</b>	<b>79,171</b>	#DIV/0!

Place of Origin



Camps Registered Population

Camp	Individuals	Households	% Total
Akre Settlement	1,162	284	1.27%
Domiz Camp 1	32,038	8,474	35.06%
Domiz Camp 2	8,788	2,140	9.62%
Gawilan Camp	8,240	1,925	9.02%
Basirma Camp	3,441	804	3.77%
Darashakran Camp	12,442	2,935	13.62%
Kawergosk Camp	9,057	2,461	9.91%
Qushtapa Camp	7,841	2,128	8.58%
Arbat Camp	8,373	2,188	9.16%
<b>Total</b>	<b>91,382</b>	<b>23,339</b>	<b>100%</b>

Camp and non-camp population comparison

