

Iraq - CCCM Settlement status Report

From 13 December 2017 to 31 January 2018

This Report provides information on the various types of IDP locations in Iraq. CCCM area of response is the IDPs living in temporary Settlements, this report is about the formal category of them. Formal Settlements are camps, collective centres, reception/transit centres, & dispersed transit centres.

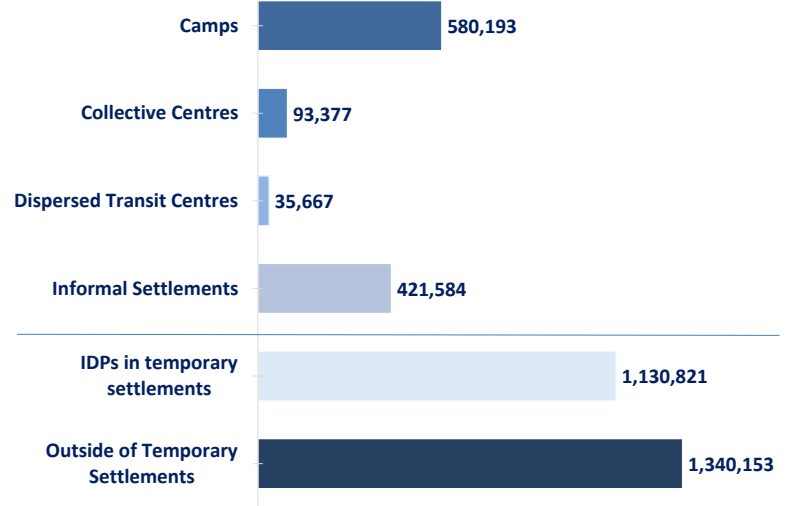
Key Information

Total IDPs in Iraq
(source DTM IOM) **2,470,974**

IDPs per settlement categories

CCCM Population of concern

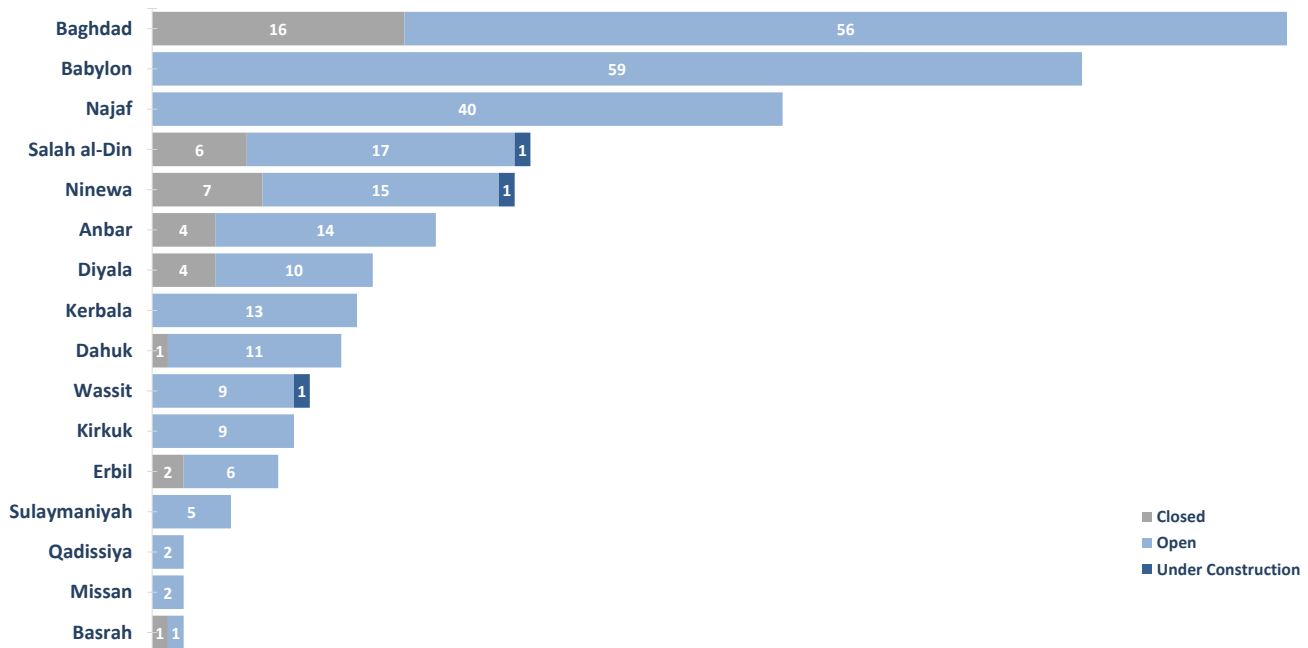
IDPs in temporary settlements	Number of IDPs	% of total IDPs
1,130,821	45.8%	
IDPs in formal settlements	Number of IDPs	% of total IDPs
709,237	28.7%	



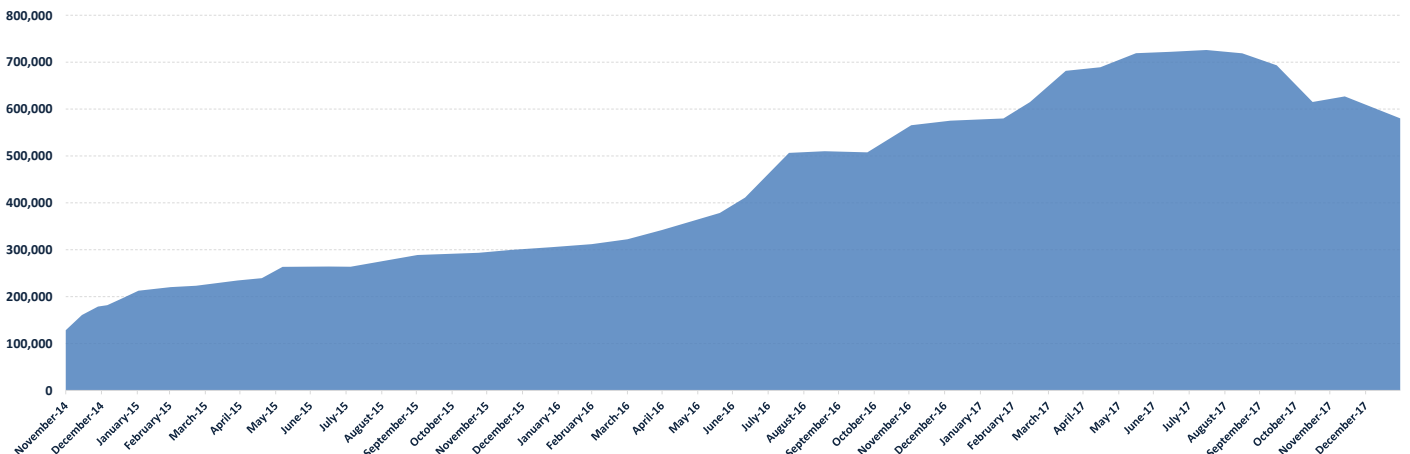
IDPs in formal settlements

IDPs in KRI Region	Number of IDPs	% of total IDPs
204,942	8%	
IDPs in Centre & South Regions	Number of IDPs	% of total IDPs
236,667	10%	
IDPs in Mosul Hawija response camps	Number of IDPs	% of total IDPs
267,628	11%	

Number of formal IDP settlements per governorate in Iraq



IDP camp population since November 2014



Iraq - CCCM Settlement status Report

From 13 December 2017 to 31 January 2018

Camps section

IDPs in Kurdistan Region* of Iraq											
#	Governorate	District	Camp	Current population individuals	Current capacity in plots	Plots available	Additional planned plots	Camp management	Construction lead	Update	Camp status
TOTAL KRI Region of Iraq				265,243	72,888	16,690	-				
Dahuk				136,884	29,601	2,397	-				
1	Dahuk	Sumel	Bajet Kandala	10,566	2,460	480	Yes	B.R.H.A	UNHCR	30-Jan-18	Open
2	Dahuk	Sumel	Kabarto 1	13,438	3,000	500	Yes	B.R.H.A	Government	30-Jan-18	Open
3	Dahuk	Sumel	Kabarto 2	13,408	3,000	2	Yes	B.R.H.A	Government	30-Jan-18	Full
4	Dahuk	Sumel	Khanke	16,196	3,120	260	Yes	B.R.H.A	UNHCR	30-Jan-18	Open
5	Dahuk	Sumel	Rwanga Community	14,412	3,000	2	Yes	B.R.H.A	Rwanga foundation	21-Jan-18	Full
6	Dahuk	Sumel	Shariya	16,229	4,000	800	Yes	B.R.H.A, UNHCR	AFAD	30-Jan-18	Open
7	Dahuk	Zakho	Berseve 1	8,972	2,500	340	Yes	B.R.H.A, UNHCR	AFAD	30-Jan-18	Open
8	Dahuk	Zakho	Berseve 2	9,293	1,820	2	Yes	B.R.H.A	UNHCR	30-Jan-18	Full
9	Dahuk	Zakho	Chamishku	27,000	5,000	-	Yes	B.R.H.A	Government	30-Jan-18	Full
10	Dahuk	Zakho	Darkar	3,908	801	1	Yes	B.R.H.A	UN-Habitat	30-Jan-18	Full
11	Dahuk	Zakho	Dawadia	3,462	900	10	Yes	B.R.H.A	IOM / UN-Habitat	30-Jan-18	Open
Ninewa				91,060	31,014	9,638	-				
12	Ninewa*	Akre	Bardarash	-	-	-	Yes		Government	31-Dec-17	Closed
13	Ninewa*	Akre	Mamilian	1,941	3,000	2,499	Yes	B.R.H.A	Government	30-Jan-18	Open
14	Ninewa*	Hamdaniya	Hasansham U2	4,431	1,515	387	Yes	BCF	UNHCR	28-Jan-18	Open
15	Ninewa*	Hamdaniya	Hasansham U3	6,172	1,890	309	Yes	BCF	UNHCR	28-Jan-18	Open
16	Ninewa*	Hamdaniya	Khazer M1	12,809	6,450	3,009	Yes	BCF	MoMD	28-Jan-18	Open
17	Ninewa*	Hamdaniya	Hasansham M2	-	-	-	Yes		MoMD	31-Dec-17	Closed
18	Ninewa*	Hamdaniya	As Salamyiah	31,603	7,544	45	Yes	Acted	UNHCR/MoMD	28-Jan-18	Open
19	Ninewa*	Hamdaniya	As Salamyiah Nimrud	4,864	3,575	2,577	Yes	ISHO	Government of Ninewa / MoMD	28-Jan-18	Open
20	Ninewa*	Hamdaniya	Qaymawa (Zelikan)	-	-	-	Yes		UNHCR	15-Nov-17	Closed
21	Ninewa*	Hamdaniya	Chamakor	-	-	-	No		UNHCR	10-Dec-17	Closed
22	Ninewa*	Shikhan	Essian	14,181	3,003	3	Yes	B.R.H.A	Government	30-Jan-18	Full
23	Ninewa*	Shikhan	Mamrashan	8,562	1,829	5	Yes	B.R.H.A	UNHCR WHH PWJ	30-Jan-18	Full
24	Ninewa*	Shikhan	Nargizlia	-	-	-	Yes		MoMD	01-Dec-17	Closed
25	Ninewa*	Shikhan	Sheikhan	4,612	1,012	85	Yes	B.R.H.A	IOM/IHP/UK-AID	30-Jan-18	Open

Iraq - CCCM Settlement status Report

From 13 December 2017 to 31 January 2018

#	Governorate	District	Camp	Current population individuals	Current capacity in plots	Plots Available	Additional planned plots	Camp management	Construction lead	Update	Camp status
26	Ninewa*	Shikhan	Zelikan (new)	-	-	-	No		MoMD	15-Nov-17	Closed
27	Ninewa*	Telafar	Amalla	-	-	-	No		UNHCR	15-Nov-17	Closed
28	Ninewa*	Shikhan	Bartella	-	-	-	No	None	Ninewa Governorate	15-Nov-17	Under Construction
29	Ninewa*	Tilkaif	Garmawa	1,885	1,196	719	Yes	B.R.H.A	UNHCR	30-Jan-18	Open
Erbil				17,584	6,424	3,048	-				
30	Erbil	Erbil	Baharka	3,939	996	201	Yes	BPC	UNHCR	30-Jan-18	Open
31	Erbil	Erbil	Harshm	1,507	299	-	Yes	BCF	Government	30-Jan-18	Full
32	Erbil	Erbil	Ankawa 2	1,920	1,100	740	Yes	Church	Church	15-Jan-18	Open
33	Erbil	Makhmur	Mousil governorate camp	-	-	-	No			02-Dec-16	Closed
34	Erbil	Makhmur	Debaga 1	9,076	2,417	706	Yes	BCF	ERC MoMD	28-Jan-18	Open
35	Erbil	Makhmur	Debaga 2	1,142	1,612	1,401	Yes	BCF	UNHCR	28-Jan-18	Open
36	Erbil	Makhmur	Debaga Stadium	-	-	-	No		UNHCR	01-Nov-17	Closed
Sulaymaniyah				19,715	5,849	1,607	-				
37	Sulaymaniya	Sulaymaniya	Arbat IDP	1,876	457	69	Yes	JCCC	UNHCR	30-Jan-18	Open
38	Sulaymaniya	Sulaymaniya	Ashti IDP	11,919	2,800	295	Yes	JCCC	UNHCR	30-Jan-18	Open
39	Sulaymaniya	Chamchamal	Barzinja	482	152	30	Yes	JCCC	UN-Habitat UNDP	30-Jan-18	Open
40	Sulaymaniya/Diyala	Kalar	Qoratu	1,165	1,040	785	Yes	Government or Local Authorities, UNHCR, YAO	UNHCR KURDS	30-Jan-18	Open
41	Sulaymaniya	Dokan	Surदेश	1,720	400	8	Yes	JCCC	MoMD/UNHCR	30-Jan-18	Open
42	Sulaymaniya	Kalar	Tazade	2,553	1,000	420	Yes	YAO	MoMD/UNHCR	30-Jan-18	Open

Iraq - CCCM Settlement status Report

From 13 December 2017 to 31 January 2018

IDPS in other regions of Iraq (non KR-I)											
#	Governorate	District	Camp	Current population individuals	Current capacity in plots	Plots Available	Additional planned plots	Camp management	Construction lead	Update	Camp status
TOTAL other regions of Iraq				314,950	95,363	28,223	-				
Anbar				56,564	20,749	8,244	-				
43	Anbar	Ramadi	Al-Khalidiya Central camp	3,419	2,241	1,528	Yes	Saba Salabol NGO / Local Authorities	MoMD UNHCR Local Authorities ISHO RIRP	30-Jan-18	Open
44	Anbar	Ramadi	Al-Khalidiya Markazi camp	1,811	803	461	Yes	Saba Salabol NGO / Local Authorities	UNHCR MOMD	30-Jan-18	Open
45	Anbar	Ramadi	Kilo 18	4,470	1,050	305	Yes	Government or Local Authorities	Government	30-Jan-18	Open
46	Anbar	Ramadi	Kilo 60 / Al wafaa	-	-	-	Yes		Anbar Governorate	30-Jan-18	Closed
47	Anbar	Falluja	Al-Khalidiya Semi-permanent camp	-	120	120	Yes	UNHCR	UNHCR via Muslim Aid	30-Jan-18	Open
48	Anbar	Falluja	Al-Qasir Camp	11,266	3,364	1,090	Yes	Saba Salabol NGO / Local Authorities	MoMD UNHCR Muslim Aid RIRP Local Authorities	30-Jan-18	Open
49	Anbar	Falluja	Amriyat Al-Fallujah Camp	17,242	7,784	3,152	Yes	Saba Salabol NGO / Amriyat Al-Fallujah DC / Amal Al-Manshoud / AMF	MoMD UNHCR Local Authorities ISHO	30-Jan-18	Open
50	Anbar	Falluja	Habbaniya Tourist City camp	863	703	514	Yes	Habbaniya tourist city office	MoMD UNHCR ISHO RIRP Local Authorities	30-Jan-18	Open
51	Anbar	Falluja	Bezabize Central Camp	17,493	4,684	1,074	Yes	Saba Salabol NGO / UMIS / IDPs / AFAD	UNHCR ISHO RIRP Muslim Aid MoMD Local Authorities	30-Jan-18	Open
Baghdad				11,223	4,535	2,300	-				
52	Baghdad	Abu Ghraib	Al-Amal / Nassir Wa Salam Caravans	149	128	91	Yes	Al-Amal Al-Manshoud NGO	ISHO / UNHCR	30-Jan-18	Open
53	Baghdad	Abu Ghraib	Albu Suliman	4,758	800	5	Yes	Saba Salabol NGO	MoMD	01-Nov-16	Open
54	Baghdad	Abu Ghraib	Shooting Camp / Al Ahel	1,018	432	200	Yes	BPC	BPC	30-Jan-18	Open
55	Baghdad	Abu Ghraib	Al-Bakreeia Camp	-	-	-	Yes		Private	30-Sep-17	Closed
56	Baghdad	Adhamia	Adhamia	186	312	281	Yes	Government or Local Authorities	Baghdad Governorate	15-Jan-18	Open
57	Baghdad	Al Resafa	Al-Nabi Younis	760	800	680	Yes	Government or Local Authorities	Baghdad Governorate	30-Jan-18	Open
58	Baghdad	Al Resafa	Zayona	395	284	160	Yes	Church	Government	30-Jan-18	Open
59	Baghdad	Karkh	Al Jamea'a	390	98	20	Yes	Government or Local Authorities	MoMD	30-Jan-18	Open
60	Baghdad	Karkh	Al salam / al takia al kasnazania	1,266	1,070	700	Yes	Al Takiya Office	ISHO / UNHCR	30-Jan-18	Open
61	Baghdad	Karkh	Dora Center	-	-	-	No		ISHO / UNHCR	11-Sep-17	Closed
62	Baghdad	Karkh	kadhra'a	418	105	20	Yes	UNHCR	UNHCR via its partner (Muslim Aid)	30-Jan-18	Open
63	Baghdad	Karkh	Scout Camp / Gazaliya	-	-	-	Yes	1/0/1900	ISHO / UNHCR and Anbar Governorate	27-Aug-17	Closed
64	Baghdad	Mahmoudiya	Al Wahda Camp	336	100	38	Yes	Government or Local Authorities	IOM	30-Jan-18	Open
65	Baghdad	Mahmoudiya	Al Yusifiya	-	-	-	No		ISHO / UNHCR	25-Mar-17	Closed
66	Baghdad	Mahmoudiya	Albu Essa	76	85	67	Yes	Government or Local Authorities, Other	MoMD	30-Jan-18	Open
67	Baghdad	Mahmoudiya	Check Point 75	-	-	-	Yes		IOM	30-Sep-17	Closed
68	Baghdad	Mahmoudiya	Latifiya 1	68	52	38	Yes	Government or Local Authorities	Government	30-Jan-18	Open

Iraq - CCCM Settlement status Report

From 13 December 2017 to 31 January 2018

#	Governorate	District	Camp	Current population individuals	Current capacity in plots	Plots Available	Additional planned plots	Camp management	Construction lead	Update	Camp status
69	Baghdad	Mahmoudiya	Latifiya 2	200	29	-	Yes	Government or Local Authorities	Government	30-Jan-18	Full
70	Baghdad	Mahmoudiya	Latifiya 3	-	-	-	No		Muslim Aid / UNHCR	27-Apr-17	Closed
71	Baghdad	Mahmoudiya	Sader Al Yousifiya	-	-	-	No		IOM	13-Apr-17	Closed
72	Baghdad	Mahmoudiya	Uwayrij	1,203	240	-	Yes	BPC	Government	30-Jan-18	Full
Diyala				5,424	2,292	1,139	-				
73	Diyala	Ba'quba	Muskar Saad Camp	1,080	180	-	Yes	MoMD	MoMD	15-Jan-18	Full
74	Diyala	Khanaqin	Al-Wand 1	3,151	1,600	884	Yes	Government or Local Authorities, UNHCR, YAO	MoMD/ASHUR/UNHCR	30-Jan-18	Open
75	Diyala	Khanaqin	Al-Wand 2	1,193	512	255	Yes	Government or Local Authorities, UNHCR, YAO	UNHCR	30-Jan-18	Open
Kerbalah				5,580	1,250	300	-				
76	Kerbalah		Al-Kawthar Camp	5,580	1,250	300	Yes	MoMD	MoMD	15-Jan-18	Open
Kirkuk				33,296	9,539	3,660	-				
77	Kirkuk	Daquq	Laylan IDP	9,286	2,089	506	Yes	IRD	UNHCR/IRD	30-Jan-18	Open
78	Kirkuk	Daquq	Laylan 2	4,449	954	25	Yes	IRD, UNHCR	UNHCR	30-Jan-18	Open
79	Kirkuk	Daquq	Laylan 3	5,406	2,500	1,559	Yes	IRD	MoMD	28-Jan-18	Open
80	Kirkuk	Daquq	Daquq	3,779	1,600	877	Yes	IRD	UNHCR/IRD	30-Jan-18	Open
81	Kirkuk	Daquq	Nazrawa	6,398	1,839	693	Yes	IRD	UNHCR/IRD	30-Jan-18	Open
82	Kirkuk	Daquq	Yahyawa	3,978	557	-	Yes	AFAD	AFAD TIKAN	30-Jan-18	Full
Missan				105	139	123	-				
83	Missan	Amara	Eyes of Missan	105	139	123	Yes	Government or Local Authorities	UN-Habitat	30-Jan-18	Open
Najaf				1,518	100	-	-				
84	Najaf	Najaf	Najaf RHU Camp	1,518	100	-	Yes	UNHCR	UNHCR	15-Jan-18	Full
Ninewa				175,796	41,302	1,524	-				
85	Ninewa	Mosul	Qayyarah-Jad'ah	63,521	15,130	899	Yes	RNVDO	MoMD	28-Jan-18	Open
86	Ninewa	Mosul	Qayyarah Airstrip	40,955	10,000	64	Yes	DRC	IOM	28-Jan-18	Open
87	Ninewa	Mosul	Hamam Al Alil 1	19,892	4,000	80	Yes	ISHO	MoMD	28-Jan-18	Open
88	Ninewa	Mosul	Hamam Al Alil 2	20,541	4,672	266	Yes	NRC	UNHCR	28-Jan-18	Open
89	Ninewa	Mosul	Haj Ali	30,887	7,500	215	Yes	IOM	IOM	28-Jan-18	Open
Qadisiya				10	800	798	-				
90	Qadisiya	Al-Hamdaniya	Diwania camp	10	800	798	Yes	Government or Local Authorities, MoMD	Government	02-Jul-17	Open

Iraq - CCCM Settlement status Report

From 13 December 2017 to 31 January 2018

#	Governorate	District	Camp	Current population individuals	Current capacity in plots	Plots Available	Additional planned plots	Camp management	Construction lead	Update	Camp status
Salah al-Din				25,434	14,657	10,135	-				
91	Salah al-Din	Al-Daur	Al-Hardania	937	235	100	Yes	Government or Local Authorities, IRD	Local authority/MoMD	30-Jan-18	Open
92	Salah al-Din	Baiji	Asmeda Transit camp	-	-	-	No		MoMD	11-Sep-17	Closed
93	Salah al-Din	Baiji	Silo Al Hiji (RC)	-	-	-	No		MoMD	01-Nov-16	Closed
94	Salah al-Din	Balad	Al-Iraq Al-Muahad	1,038	500	327	No	Not Available	Local authority/MoMD	15-Jan-18	Open
95	Salah al-Din	Samarra	Samra	-	3,200	3,200	Yes	local authorities & PMF Unit (Badr)	Local authority/MoMD	05-Dec-17	Under Construction
96	Salah al-Din	Samarra	Al-Hwesh	-	-	-	No		Local authority/MoMD	02-Dec-16	Closed
97	Salah al-Din	Shirqat	Basateen Al Sheuokh	2,220	1,000	575	Yes	CAOFISR	UNDP	28-Jan-18	Open
98	Salah al-Din	Tikrit	Al Sh'hamah / Kamarah	3,367	2,600	1,881	Yes	Government or Local Authorities, IRD	MoMD	30-Jan-18	Open
99	Salah al-Din	Tikrit	Al-Alam	9,022	4,450	2,861	Yes	DRC, Government or Local Authorities	UNHCR/MoMD	28-Jan-18	Open
100	Salah al-Din	Tikrit	Hajjaj Camp / Rub-Hall	276	72	20	Yes	Government or Local Authorities, IRD	Government	30-Jan-18	Open
101	Salah al-Din	Tikrit	Olympic Stadium	-	1,000	1,000	No	None	UNHCR	05-Dec-17	Open
102	Salah al-Din	Tikrit	Tal al-Seebat	8,574	1,600	171	No	None	MoMD	15-Jan-18	Open
Wassit				-	-	-	-				
103	Wassit	Kut	Kut Spot city	-	-	-	No	None	Government	07-Sep-17	Under Construction
TOTAL Iraq in formal camps				580,193	168,251	44,913	-				

* Camps geographically located in Ninewa Governorate, but managed by the Duhok administration (DMC/BRHA) or by Erbil administration for the Mosul camps

** Sites considered as Transit Centre Camp

Iraq - CCCM Settlement status Report

From 13 December 2017 to 31 January 2018

Collective Centres section

#	Governorate	District	Collective Centres	Current population individuals	Current capacity in plots	Capacity available	Management	Construction lead	Update	Status
Anbar total				4,205	595	-				
1	Anbar	Falluja	6 Poultry fields	1,682	80	-	NRC	MoMD/Local Authority/Private	30-Jan-18	Full
2	Anbar	Ramadi	Al Khaldiya CCs	611	120	-	Local authorities	Not Available	31-May-17	Full
4	Anbar	Falluja	Albu Hoory School	458	100	-	By IDPs	Not Available	31-May-17	Full
5	Anbar	Ramadi	Hay Al-Askary school	210	35	-	By IDPs	Not Available	01-Nov-16	Full
7	Anbar	Ramadi	Al-Ameen Al-khalidiyah secondary school	1,190	250	44	Government	Not Available	31-May-17	Open
8	Anbar	Ramadi	Sport Club	54	10	-	By IDPs	Not Available	01-Nov-16	Full
Babylon total				10,154	1,658	360				
9	Babylon	Al-Musayab	Al-Sadda- AlMuhnaewa - village 3 - Al Sada	45	7	-	IDPs rep.	Not Available	01-Nov-16	Full
10	Babylon	Al-Musayab	Al- Sadda- Al-Zahraa	33	5	-	IDPs rep.	Not Available	01-Nov-16	Full
11	Babylon	Al-Musayab	Anana village- Al- Sayeeh	72	13	3	IDPs rep.	Not Available	01-Nov-16	Open
12	Babylon	Al-Musayab	Bab Al- Mashahd	85	10	-	IDPs rep.	Not Available	01-Nov-16	Full
13	Babylon	Al-Musayab	Babylon Hotel 1	492	86	-	local authorities	Not Available	01-Nov-16	Full
14	Babylon	Al-Musayab	Hay Al Tineya (informal)	46	11	-	IDPs rep.	Not Available	01-Nov-16	Full
15	Babylon	Al-Musayab	Husseiniyat Al- Guwam	25	5	-	IDPs rep.	Not Available	01-Nov-16	Full
16	Babylon	Al-Musayab	Husseiniyat Al- Taf	17	4	-	IDPs rep.	Not Available	01-Nov-16	Full
17	Babylon	Al-Musayab	Mahawil	132	22	-	Not Available	Not Available	01-Nov-16	Full
18	Babylon	Al-Musayab	Maukib Al-Sidiqa Fatima Al-Zahraa	26	5	-	IDPs rep.	Not Available	01-Nov-16	Full
19	Babylon	Al-Musayab	Musayab	42	17	10	Not Available	Not Available	15-Jan-18	Open
20	Babylon	Al-Musayab	Qass Sualim complex	2,500	450	-	local authorities	Not Available	01-Nov-16	Full
21	Babylon	Hashimiya	Al- Nikhela village	72	10	2	IDPs rep.	Not Available	01-Nov-16	Open
22	Babylon	Hashimiya	Albu Fayadh	67	10	1	IDPs rep.	Not Available	01-Nov-16	Open
23	Babylon	Hashimiya	Albu Saabar	66	10	2	IDPs rep.	Not Available	01-Nov-16	Open
24	Babylon	Hashimiya	Al-Mazeideiah	18	5	-	IDPs rep.	Not Available	01-Nov-16	Full
25	Babylon	Hashimiya	Bermana village	71	12	2	IDPs rep.	Not Available	01-Nov-16	Open
26	Babylon	Hashimiya	Habib Hussein al Mustafa	34	236	230	IDPs rep.	Not Available	31-Mar-17	Open
27	Babylon	Hashimiya	Husainiya Aaimmat AL-Baqeaa	23	5	-	IDPs rep.	Not Available	01-Nov-16	Full
28	Babylon	Hashimiya	Husseiniat wamasjid Abdallah Al-Radheea	21	5	-	IDPs rep.	Not Available	01-Nov-16	Full
29	Babylon	Hashimiya	Husseiniat wamasjid Imam Hussein	21	5	-	IDPs rep.	Not Available	01-Nov-16	Full

Iraq - CCCM Settlement status Report

From 13 December 2017 to 31 January 2018

#	Governorate	District	Collective Centres	Current population individuals	Current capacity in plots	Capacity available	Management	Construction lead	Update	Status
30	Babylon	Hashimiya	Husseiniyat Abo- Thar Al-Ghifari	15	5	-	IDPs rep.	Not Available	01-Nov-16	Full
31	Babylon	Hashimiya	Masjid Wahusseiniat Saqi Atasha Al-Taf Al-Abbas	25	5	-	IDPs rep.	Not Available	01-Nov-16	Full
32	Babylon	Hashimiya	Maukib Al-Sada Al-Rufeashat	47	10	-	IDPs rep.	Not Available	01-Nov-16	Full
33	Babylon	Hashimiya	Maukib Al-Safeer	23	5	-	IDPs rep.	Not Available	01-Nov-16	Full
34	Babylon	Hashimiya	Maukib Wahusseiniat Al-Imam Al-Hussein Ahaly Madinat Al-Qasim	28	5	-	IDPs rep.	Not Available	01-Nov-16	Full
35	Babylon	Hashimiya	The previous party governmental building	113	18	-	IDPs rep.	Not Available	01-Nov-16	Full
36	Babylon	Hilla	Abo- Gharaq Al-Awsat	37	6	-	IDPs rep.	Not Available	01-Nov-16	Full
37	Babylon	Hilla	Al Kafal - Khan Sayed Nour	48	8	-	IDPs rep.	Not Available	01-Nov-16	Full
38	Babylon	Hilla	Al Kafel Um Kafsh	21	4	-	IDPs rep.	Not Available	01-Nov-16	Full
39	Babylon	Hilla	Al Kasim	17	100	94	IDPs rep.	Not Available	01-Nov-16	Open
40	Babylon	Hilla	Al-Manama primery school Babil Midhatia Hay Al-Imam	97	19	-	IDPs rep.	Not Available	01-Nov-16	Full
41	Babylon	Hilla	Al-Nawaris primery school	53	12	2	IDPs rep.	Not Available	01-Nov-16	Open
42	Babylon	Hilla	Ammar Bin Yasir school	122	21	-	IDPs rep.	Not Available	01-Nov-16	Full
43	Babylon	Hilla	Hilla	438	73	-	Not Available	Not Available	01-Nov-16	Full
44	Babylon	Hilla	Husseiniat Fatimat AL-Zahraa Maukib Um Al-Masaib Zainab	32	6	-	IDPs rep.	Not Available	01-Nov-16	Full
45	Babylon	Hilla	Husseiniyat Ahabab Al- Hussein-Kareem Thiyab	36	5	-	IDPs rep.	Not Available	01-Nov-16	Full
46	Babylon	Hilla	Husseiniyat Aamiat Al- Baqieea	108	18	-	IDPs rep.	Not Available	15-Jan-18	Full
47	Babylon	Hilla	Husseiniyat Ahali Baghdad	36	7	-	IDPs rep.	Not Available	15-Oct-17	Full
48	Babylon	Hilla	Husseiniyat Ahel Al- Bait Al- Haj Obaid	57	9	-	IDPs rep.	Not Available	01-Nov-16	Full
49	Babylon	Hilla	Husseiniyat Ali Al- Akbar	65	10	2	IDPs rep.	Not Available	01-Nov-16	Open
50	Babylon	Hilla	Husseiniyat Al- Taf	33	5	-	IDPs rep.	Not Available	01-Nov-16	Full
51	Babylon	Hilla	Kifill	156	26	-	Not Available	Not Available	01-Nov-16	Full
52	Babylon	Hilla	Maukib Abbas Al-Shakeri	44	7	-	IDPs rep.	Not Available	01-Nov-16	Full
53	Babylon	Hilla	Maukib Al- Imma Al-Mehdi 1	25	5	-	IDPs rep.	Not Available	01-Nov-16	Full
54	Babylon	Hilla	Maukib Al- Imma Al-Mehdi 2	46	6	-	IDPs rep.	Not Available	01-Nov-16	Full
55	Babylon	Hilla	Maukib Al- Immam Al-Hassan Al- Sibt-	17	4	-	IDPs rep.	Not Available	01-Nov-16	Full
56	Babylon	Hilla	Maukib Qatiea Al-Kafain	42	16	9	IDPs rep.	Not Available	15-Jan-18	Open
57	Babylon	Hilla	Maukib Sabeel Al-Najat	53	10	3	IDPs rep.	Not Available	01-Nov-16	Open
58	Babylon	Hilla	Maukib wa Husseiniyat Azaa Al- Saiyda Zainab	17	5	-	IDPs rep.	Not Available	01-Nov-16	Full
59	Babylon	Hilla	The apartments	96	16	-	IDPs rep.	Not Available	15-Jan-18	Full
60	Babylon	Hilla	The Women Union building	24	5	-	IDPs rep.	Not Available	01-Nov-16	Full
61	Babylon	Mahawil	Al Imam - The agriculture building	95	21	-	IDPs rep.	Not Available	01-Nov-16	Full

Iraq - CCCM Settlement status Report

From 13 December 2017 to 31 January 2018

#	Governorate	District	Collective Centres	Current population individuals	Current capacity in plots	Capacity available	Management	Construction lead	Update	Status
62	Babylon	Mahawil	Al- Meshtal- Hissin Jaffar	28	5	-	IDPs rep.	Not Available	01-Nov-16	Full
63	Babylon	Mahawil	Al Neshaiish	130	23	-	IDPs rep.	Not Available	01-Nov-16	Full
64	Babylon	Mahawil	Babylon Complex	3,500	126	-	Not Available	Not Available	01-Nov-16	Full
65	Babylon	Mahawil	Babylon Hotel 2	438	84	-	Hotel Manager - Ministry of Tourism	Not Available	01-Nov-16	Full
66	Babylon	Mahawil	Maokib Habeeb Bin Mudhahir Al-Asady	22	5	-	IDPs rep.	Not Available	01-Nov-16	Full
67	Babylon	Mahawil	Maukib Ansar Al-Imam Al-Hujja	62	10	-	IDPs rep.	Not Available	01-Nov-16	Full
Baghdad total				9,801	4,583	1,712				
68	Baghdad	Abu Ghraib	Al-Mustafa School	162	20	-	IDPs rep.	Not Available	01-Nov-16	Full
69	Baghdad	Abu Ghraib	AL-Shams collective centre	1,585	1,600	1,310	Government or Local Authorities, UNHCR	Not Available	30-Jan-18	Open
70	Baghdad	Abu Ghraib	Amairat Residential Complex / Al-Shams	1,507	1,600	-	Government or Local Authorities	Not Available	01-Dec-17	Full
71	Baghdad	Abu Ghraib	Culture club building	210	35	-	By IDPs	Not Available	01-Nov-16	Full
72	Baghdad	Adhamia	Adhamia Wooden partitions	-	-	-		Not Available	11-Sep-17	Closed
73	Baghdad	Adhamia	Al Nidaa Mosque	318	40	-	Sunni Endowment	Not Available	01-Nov-16	Full
74	Baghdad	Adhamia	Name less School	48	38	19	None	Not Available	15-Jan-18	Open
75	Baghdad	Adhamia	Orphanage Waziria	166	46	17	None	Unknown	31-Dec-17	Open
76	Baghdad	Al Resafa	Al Hadhraa Al-Qadiriya Mosque	-	-	-		Not Available	11-Sep-17	Closed
77	Baghdad	Abu Ghraib	Alwat Al-Zaitoon	84	14	-	Not Available	Not Available	01-Nov-16	Full
78	Baghdad	Al Resafa	Sit Nafisa Mosque	42	7	-	Sunni Endowment	Not Available	01-Nov-16	Full
79	Baghdad	Al Resafa	Baqi mosque imams	-	-	-		Not Available	11-Sep-17	Closed
80	Baghdad	Karkh	Al Shawaf Mosque	90	15	-	Sunni Endowment	Not Available	01-Nov-16	Full
81	Baghdad	Al Resafa	Al Raheem Mosque	306	11	-	Sunni Endowment	Not Available	01-Nov-16	Full
82	Baghdad	Al Resafa	Al-Israa Wa Al-Ma'araj Mosque	42	14	7	None	Not Available	01-Dec-17	Open
83	Baghdad	Al Resafa	Al-Jawaden Mosque	80	30	15	None	Not Available	01-Dec-17	Open
84	Baghdad	Al Resafa	Al-Khuld School	85	20	10	None	Not Available	01-Dec-17	Open
85	Baghdad	Al Resafa	Al-Miqdam Kindergarten	114	28	9	None	Not Available	15-Jan-18	Open
86	Baghdad	Al Resafa	Al-Rafidayn School	-	-	-		Not Available	11-Sep-17	Closed
87	Baghdad	Al Resafa	Al-Rasheed Hospital Settlement	116	40	18	None	Not Available	30-Jan-18	Open
88	Baghdad	Al Resafa	Al-Shura School	66	26	15	None	Not Available	15-Jan-18	Open
89	Baghdad	Al Resafa	Al-Soor Mosque	111	18	9	None	Not Available	01-Dec-17	Open
90	Baghdad	Al Resafa	Ayimmat Al-Baqie Mosque	-	-	-		Not Available	11-Sep-17	Closed

Iraq - CCCM Settlement status Report

From 13 December 2017 to 31 January 2018

#	Governorate	District	Collective Centres	Current population individuals	Current capacity in plots	Capacity available	Management	Construction lead	Update	Status
91	Baghdad	Al Resafa	Hasan Al-Mojtaba Mosque	57	8	4	None	Not Available	30-Jan-18	Open
92	Baghdad	Al Resafa	Secretary II / Collector righteous	48	10	2	Sunni Endowment	Not Available	31-Mar-17	Open
93	Baghdad	Al Resafa	Ukadh School	-	-	-		Not Available	11-Sep-17	Closed
94	Baghdad	Kadhimia	Tea wearhouse	1,512	252	-	Baghdad Provincial Council (BPC)	Not Available	01-Feb-17	Full
95	Baghdad	Kadhimia	unfinished structure	225	25	-	IDPs rep.	Not Available	31-May-17	Full
96	Baghdad	Karkh	Al Jabar Mosque	96	20	4	Sunni Endowment	Not Available	01-Nov-16	Open
97	Baghdad	Karkh	Al Khair Mosque	78	23	10	Sunni Endowment	Not Available	01-Nov-16	Open
98	Baghdad	Karkh	Al-Dhubat	210	25	-	Government or Local Authorities	0	30-Jan-18	Full
99	Baghdad	Karkh	Al-Firqa governmental building	372	28	-	other	Not Available	31-May-17	Full
100	Baghdad	Karkh	Al-Rasul Al-Adham Mosque	60	16	6	Local authorities	Not Available	15-Jan-18	Open
101	Baghdad	Karkh	Amal Al-Musta'feen Mosque	-	-	-		Not Available	11-Sep-17	Closed
102	Baghdad	Karkh	Mahdiya	71	20	5	IDPs rep.	Not Available	31-Mar-17	Open
103	Baghdad	Karkh	Mar Al-Yousif Church	48	8	-	Not Available	Not Available	01-Nov-16	Full
104	Baghdad	Karkh	Salah AL-Din AL-Ayobi Mosque	42	16	9	Government or Local Authorities	Not Available	30-Jan-18	Open
105	Baghdad	Karkh	School Mahdiya	246	14	-	IDPs rep.	Not Available	15-Jan-18	Full
106	Baghdad	Karkh	Shwaka 1	60	10	-	IDPs rep.	Not Available	01-Nov-16	Full
107	Baghdad	Karkh	Shwaka 2	42	7	-	IDPs rep.	Not Available	01-Nov-16	Full
108	Baghdad	Karkh	Shwaka 3	48	8	-	IDPs rep.	Not Available	01-Nov-16	Full
109	Baghdad	Karkh	Um Al Qura Mosque	240	40	-	Sunni Endowment	Not Available	01-Nov-16	Full
110	Baghdad	Karkh	Zarqa' Al-Yamamah school	73	87	72	Government or Local Authorities	Not Available	30-Jan-18	Open
111	Baghdad	Mada'in	Al-Ihsaan Settlement	586	160	73	None	Not Available	27-Aug-17	Open
112	Baghdad	Mada'in	Al-Imam Al-Mahdi	101	20	10		Not Available	01-Dec-17	Open
113	Baghdad	Mada'in	Al-Mancyha Village	185	80	40	None	Not Available	30-Jan-18	Open
114	Baghdad	Mada'in	Al-Nour Mosque	63	16	8		Not Available	30-Jan-18	Open
115	Baghdad	Mada'in	Salman Al-Mohamadi Mosque	88	32	16		Not Available	30-Jan-18	Open
116	Baghdad	Thawra 1	Saqar Quraish School	118	56	24	None	Not Available	01-Dec-17	Open
117	Baghdad	Thawra 2	Al-Intlaq School	-	-	-		Not Available	11-Sep-17	Closed
118	Baghdad	Thawra 2	Al-Irtiqaa School	-	-	-		Not Available	11-Sep-17	Closed
Basrah total				40	302	292				
119	Basrah	Basrah	Modern IDP's Camp	40	302	292	Government or Local Authorities	Government	30-Jan-18	Open

Iraq - CCCM Settlement status Report

From 13 December 2017 to 31 January 2018

#	Governorate	District	Collective Centres	Current population individuals	Current capacity in plots	Capacity available	Management	Construction lead	Update	Status
Diyala total				2,073	566	210				
120	Diyala	Ba'quba	Khaan Baani Saad 1	300	50	-	Not Available	Not Available	01-Nov-16	Full
121	Diyala	Ba'quba	Khaan Baani Saad 2	120	20	-	Not Available	Not Available	01-Nov-16	Full
122	Diyala	Ba'quba	Khan Bani Saad	750	125	-	Not Available	Not Available	01-Nov-16	Full
123	Diyala	Khalis	Khalis Cent.	64	76	60	Not Available	Not Available	31-Mar-17	Open
124	Diyala	Khalis	Al Adheam	750	125	-	Not Available	Not Available	01-Nov-16	Full
125	Diyala	Khalis	Mansouriya	89	170	150	Not Available	Not Available	31-Mar-17	Open
Kerbala total				322	62	-				
126	Kerbala	Hindiya	Asmaa high School	101	20	-	IDPs rep.	Not Available	01-Nov-16	Full
127	Kerbala	Hindiya	Hyseiniyat Fatimat Al-Zehraa- Al- Yasar tribe	17	4	-	IDPs rep.	Not Available	01-Nov-16	Full
128	Kerbala	Hindiya	Imam Ali Bin Hassan Muthanna (Abo Hadma)	123	22	-	IDPs rep.	Not Available	01-Nov-16	Full
129	Kerbala	Hindiya	Jami'a Al-Imam Al-Hassan Al-Mujtaba	45	9	-	IDPs rep.	Not Available	01-Nov-16	Full
130	Kerbala	Hindiya	Jamiea Al- Zehraa	36	7	-	IDPs rep.	Not Available	01-Nov-16	Full
Kirkuk total				3,810	1,038	-				
131	Kirkuk	Daquq	Bawa (Baidawa)	2,742	860	-	Not Available	Not Available	01-Nov-16	Full
132	Kirkuk	Daquq	Tuz Khormato 3	678	113	-	IDPs rep.	Not Available	01-Nov-16	Full
133	Kirkuk	Daquq	Tuz Khormato 4	390	65	-	IDPs rep.	Not Available	01-Nov-16	Full
Missan total				590	250	60				
134	Missan	Amara	Al Hay Al Jamei	590	250	60	Government or Local Authorities	0	30-Jan-18	Open
Najaf total				39,225	6,947	2				
135	Najaf	Al-Manathera	Al-Mishkab	1,800	300	-	IDPs rep.	Not Available	01-Nov-16	Full
136	Najaf	Al-Manathera	Al-Qadissiya	150	25	-	IDPs rep.	Not Available	01-Nov-16	Full
137	Najaf	Kufa	Al-Abbasiya	2,580	430	-	IDPs rep.	Not Available	01-Nov-16	Full
138	Najaf	Kufa	Al-Hurriya	1,800	300	-	IDPs rep.	Not Available	01-Nov-16	Full
139	Najaf	Kufa	Aalbu-Hidari	2,160	360	-	IDPs rep.	Not Available	01-Nov-16	Full
140	Najaf	Kufa	Al-Ma'amal street	3,600	600	-	IDPs rep.	Not Available	01-Nov-16	Full
141	Najaf	Kufa	Alwat Al-Fahal	2,400	400	-	IDPs rep.	Not Available	01-Nov-16	Full
142	Najaf	Kufa	Al-Shawafi'	1,800	300	-	IDPs rep.	Not Available	01-Nov-16	Full
143	Najaf	Kufa	Al-Zahraa	27	6	-	IDPs rep.	Not Available	01-Nov-16	Full
144	Najaf	Kufa	Aalbu-Madhi	1,200	200	-	IDPs rep.	Not Available	01-Nov-16	Full
145	Najaf	Kufa	Husseiniyat Sabaya Al-Hussein	19	4	-	IDPs rep.	Not Available	01-Nov-16	Full

Iraq - CCCM Settlement status Report

From 13 December 2017 to 31 January 2018

#	Governorate	District	Collective Centres	Current population individuals	Current capacity in plots	Capacity available	Management	Construction lead	Update	Status
146	Najaf	Kufa	Mawkib Ashab Al- Kisaa	30	5	-	IDPs rep.	Not Available	01-Nov-16	Full
147	Najaf	Kufa	Al-Hadi elementary School	49	12	2	IDPs rep.	Not Available	01-Nov-16	Open
148	Najaf	Najaf	Al-Salam housing complex	432	72	-	IDPs rep.	Not Available	01-Nov-16	Full
149	Najaf	Najaf	Al- Haj Abbas Alwan association	23	5	-	IDPs rep.	Not Available	01-Nov-16	Full
150	Najaf	Najaf	Al- Amel kindergarten	32	6	-	IDPs rep.	Not Available	01-Nov-16	Full
151	Najaf	Najaf	Maukib Ahali Medinat Al- Thawra	14	4	-	IDPs rep.	Not Available	01-Nov-16	Full
152	Najaf	Najaf	Maukib Zaid Haleef Al- Quran	28	5	-	IDPs rep.	Not Available	01-Nov-16	Full
153	Najaf	Najaf	Masjid Wa Husseiniat Zain Al- Abideen	54	11	-	IDPs rep.	Not Available	01-Nov-16	Full
154	Najaf	Najaf	Hay Al- Shuhadaa- Private building	31	6	-	IDPs rep.	Not Available	01-Nov-16	Full
155	Najaf	Najaf	Ush Al- Hana restaurant	80	16	-	IDPs rep.	Not Available	01-Nov-16	Full
156	Najaf	Najaf	Maukib Khudam Al- Rasool	28	5	-	IDPs rep.	Not Available	01-Nov-16	Full
157	Najaf	Najaf	Al-Kifil Abo Smaich	43	9	-	IDPs rep.	Not Available	01-Nov-16	Full
158	Najaf	Najaf	Maukib Fatima Al-Zahra'a	25	6	-	IDPs rep.	Not Available	01-Nov-16	Full
159	Najaf	Najaf	Maukib Wahussainiat Al- Saida Ruqia	24	7	-	IDPs rep.	Not Available	01-Nov-16	Full
160	Najaf	Najaf	Maukib Ahabab Al-Hussein	27	6	-	IDPs rep.	Not Available	01-Nov-16	Full
161	Najaf	Najaf	Husseiniat Um Al-Masaib Zainab	35	7	-	IDPs rep.	Not Available	01-Nov-16	Full
162	Najaf	Najaf	Maukib Wahussainiat Shaheed Al-Mihrab	40	7	-	IDPs rep.	Not Available	01-Nov-16	Full
163	Najaf	Najaf	Hussienieh shpap UM al- panen	3,354	559	-	Not Available	Not Available	01-Nov-16	Full
164	Najaf	Najaf	Husainiet alhewraa zaineb	5,010	835	-	Not Available	Not Available	01-Nov-16	Full
165	Najaf	Najaf	Ya Hussein Street	10,434	1,739	-	Not Available	Not Available	01-Nov-16	Full
166	Najaf	Najaf	Al-Rahmah	216	420	-	IDPs rep.	Not Available	15-Jan-18	Full
167	Najaf	Najaf	Maukib Wahusseiniat Al- Imam Al-Baqir	1,680	280	-	IDPs rep.	Not Available	01-Nov-16	Full
Qadissiya total				478	180	-				
168	Qadissiya	Diwaniya	Zaytoon compound	478	180	-	Government or Local Authorities	0	30-Jan-18	Full
Salah al-Din total				22,423	4,760	232				
169	Salah al-Din	Al-Daur	Samaraa' Cent.	2,400	400	-	IDPs rep.	Not Available	01-Nov-16	Full
170	Salah al-Din	Al-Daur	Youth Club	150	25	-	IDPs rep.	Not Available	01-Nov-16	Full
171	Salah al-Din	Balad	Girls High School	1,260	20	-	IDPs rep.	Not Available	15-Jan-18	Full
172	Salah al-Din	Tooz	Tuz Khormato 1	438	73	-	IDPs rep.	Not Available	01-Nov-16	Full
173	Salah al-Din	Tooz	Tuz Khormato 2	336	56	-	IDPs rep.	Not Available	01-Nov-16	Full
174	Salah al-Din	Tikrit	Al Qadiseya complex building	5,615	621	32	DRC	Government	30-Jan-18	Open

Iraq - CCCM Settlement status Report

From 13 December 2017 to 31 January 2018

#	Governorate	District	Collective Centres	Current population individuals	Current capacity in plots	Capacity available	Management	Construction lead	Update	Status
175	Salah al-Din	Tikrit	Dream city compound	3,994	1,000	-	Government	Government	28-Jan-18	Full
176	Salah al-Din	Tikrit	Shaklawia complex	3,600	500	-	Government	Government	15-Jul-17	Full
177	Salah al-Din	Tikrit	Al-Shahama CC	4,630	2,065	200	Government or Local Authorities, IRD	Not Available	01-Nov-17	Open
178	Salah al-Din	Tikrit	Hay Al-Shuhada 1	-	-	-		Not Available	10-Nov-16	Closed
179	Salah al-Din	Tikrit	Hay Al-Shuhada 2	-	-	-		Not Available	10-Nov-16	Closed
Wassit total				256	42	-				
180	Wassit	Kut	Al-Abrar	42	4	-	IDPs rep.	Not Available	01-Nov-16	Full
181	Wassit	Kut	Al-Dejaili	77	14	-	IDPs rep.	Not Available	01-Nov-16	Full
182	Wassit	Kut	Al-Hasan Al-Mojtaba	32	8	-	IDPs rep.	Not Available	01-Nov-16	Full
183	Wassit	Kut	Al-Imam Al-Hussein	25	4	-	IDPs rep.	Not Available	01-Nov-16	Full
184	Wassit	Kut	Sayid Al-Shuhada'a	25	4	-	IDPs rep.	Not Available	01-Nov-16	Full
185	Wassit	Kut	Um Al-Baneen	55	8	-	IDPs rep.	Not Available	01-Nov-16	Full

TOTAL Collective Centres

93,377

20,983

95,862

This information only shows the Collective Centres from reporting system. More Collective Centres exist in Iraq. CCCM in coordination with partners is checking the information to update this list.

Dispersed Transit Centres section

#	Governorate	District	Dispersed Transit Centres	Current population individuals	Current capacity in plots	Capacity available	Management	Construction lead	Update	Status
1	Erbil	Makhmur	Debaga Reception Centres	7,172	1,000	-	BCF	Government	30-Apr-17	Full
2	Kerbala	Hindiya	Baghdad Road Dispersed Transit Centres 1	846	157	-	local authorities	Government	30-Apr-17	Full
3	Kerbala	Hindiya	Baghdad Road Dispersed Transit Centres 2	9,540	1,550	-	local authorities	Government	15-Jan-18	Full
4	Kerbala	Hindiya	Najaf Road Dispersed Transit Centres 1	369	130	-	local authorities	Government	30-Apr-17	Full
5	Kerbala	Hindiya	Najaf Road Dispersed Transit Centres 2	143	140	-	local authorities	Government	30-Apr-17	Full
6	Kerbala	Hindiya	Najaf Road Dispersed Transit Centres 3	1,483	750	-	local authorities	Government	30-Apr-17	Full
7	Kerbala	Hindiya	Najaf Road Dispersed Transit Centres 4	131	282	250	local authorities	Government	30-Apr-17	Open
8	Kerbala	Hindiya	Ya-Hussein road-Al-Mazari/5	1,368	673	-	local authorities	Government	30-Apr-17	Full
9	Najaf	Al-Manathera	Abu Sukhair road	509	70	-	local authorities	Government	30-Apr-17	Full
10	Najaf	Kufa	Al-Radhawiya	-	-	-	local authorities	Government		Open
11	Najaf	Kufa	Ya-Hussein road-Al-Mazari/1	1,173	440	-	local authorities	Government	30-Apr-17	Full
12	Najaf	Kufa	Ya-Hussein road-Al-Mazari/2	12,180	3,216	-	local authorities	Government	15-Jan-18	Full
13	Najaf	Najaf	Ya-Hussein road-Al-Mazari/3	202	716	650	local authorities	Government	30-Apr-17	Open
14	Najaf	Najaf	Ya-Hussein road-Al-Mazari/4	41	8,520	-	local authorities	Government	30-Apr-17	Full
15	Wassit	Kut	Hassam Restaurant	153	30	-	local authorities	Government	30-Apr-17	Full
16	Wassit	Na'maniya	Nu'maniya / Shoumali St. 1	172	50	-	local authorities	Government	30-Apr-17	Full
17	Wassit	Na'maniya	Nu'maniya / Shoumali St. 2	185	32	-	local authorities	Government	30-Apr-17	Full

TOTAL Collective Centres

35,667

17,756

900

Fomal Settlement Classification & Definition



Camps

- Recognised, administered and usually managed by the host government.
- CCCM Cluster partners may provide management services.
- Planned and built to accommodate refugees or IDPs.
- Located on a site in an open field.
- Government and partners provide basic services and infrastructure.



Collective Centers

- Recognised, administered and usually managed by the host government.
- CCCM Cluster partners may provide management services.
- Not planned or built to accommodate the displaced but modified for that purpose.
- Usually inside a community building such as a school, hall or religious buildings.
- Government and partners provide basic services as appropriate to the context.



Dispersed Transit Centres

- Recognised, administered and usually managed by the host government.
- Formerly buildings classified as urban dispersed settlement (informal settlement, Collective Shelters & Collective Centres).
- Similar purpose and services as for reception and transit centres.

For more information - iraqimo@cccmcluster.org or mathieu@unhcr.org
Sources: CCCM Camp Service Mapping, CCCM Camp Population Tracking, IOM DTM, CCCM Baseline Assessment, and REACH camp assessment