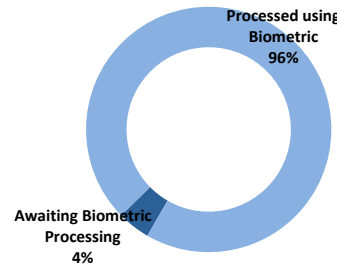


Total Active Registered Persons Of Concern **18,283**

Urban **18,283**
100.0%

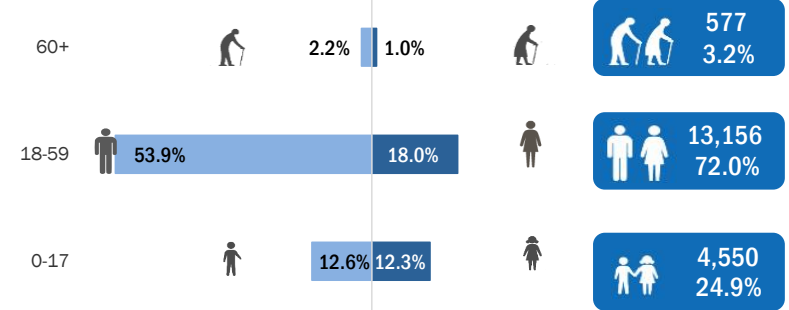
Camps **0**
0.0%

Biometric Statistics (IRIS)



UNHCR Jordan

Age-Gender Breakdown



Standard Age and Gender

Age	0-4	5-11	12-17	18-35	36-59	60+	Total	%
Female	758	912	573	2,191	1,106	181	5,721	31.3%
Male	816	863	628	6,957	2,902	396	12,562	68.7%
Total	1,574	1,775	1,201	9,148	4,008	577	18,283	100%
	8.6%	9.7%	6.6%	50.0%	21.9%	3.2%		

Origion Country

Country	Count	%
YEM	11,552	63.2%
SUD	4,257	23.3%
SOM	819	4.5%
Other*	1,655	9.1%

Specific Needs

Specific Need	Count	%
Serious medical condition	1,618	8.8%
Disability	734	4.0%
Specific legal and physical protection needs	672	3.7%
Woman at risk	544	3.0%
Child at risk	315	1.7%
Single parent	249	1.4%
Older person at risk	84	0.5%
Unaccompanied or separated child	69	0.4%
Individuals with Specific Needs	3,303	18.1%
Total	4,285	23.4%

Arrivals**

Year	Count	%
Pre-2011	1,676	9.2%
2011	641	3.5%
2012	1,267	6.9%
2013	2,705	14.8%
2014	2,276	12.4%
2015	3,773	20.6%
2016	1,720	9.4%
2017	2,204	12.1%
2018	973	5.3%

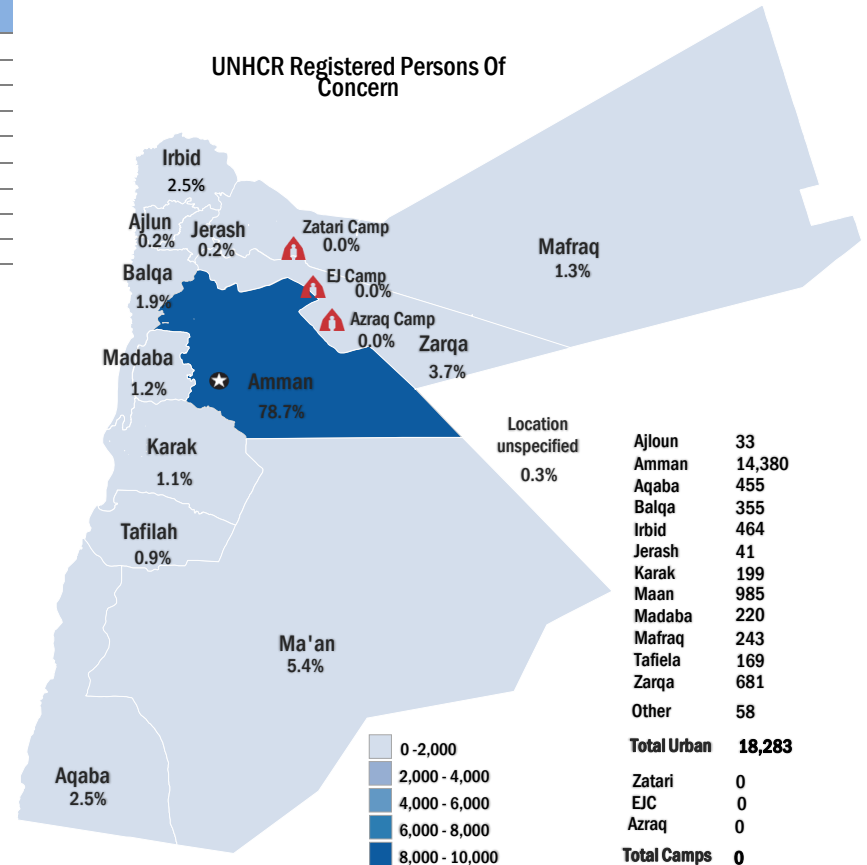
Registration Trend

Year	Count	%
2011	857	3.3%
2012	1,565	5.9%
2013	4,741	18.0%
2014	2,838	10.8%
2015	4,348	16.5%
2016	3,543	13.5%
2017	5,592	21.3%
2018	2,820	10.7%

* An individual can have more than one specific need

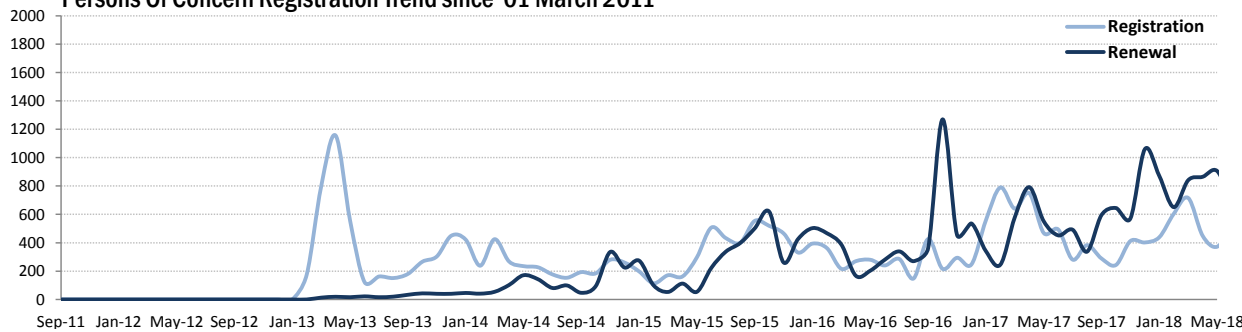
**The new arrivals excludes newborn babies who will be represented under the registration trend.

UNHCR Registered Persons Of Concern



* Coloured map only reflects refugees living outside camps.

Persons Of Concern Registration Trend since 01 March 2011



* Other nationalities include among others (ARE,LBY,LEB,ETH,RUS...)

**The new arrivals excludes newborn babies who will be represented under the registration trend.

DAG Jordan

Interagency Portal: <http://data.unhcr.org/Syrianrefugees>

UNHCR on the web: <http://www.unhcr.org>

UNHCR on Social network: <http://www.facebook.com/UNHCRJordan> ; <http://twitter.com/ZaatariCamp>