



UNHCR
The UN Refugee Agency

GLOBAL TRENDS

FORCED DISPLACEMENT IN 2017



2017 IN REVIEW

Trends at a Glance

Globally, the forcibly displaced population increased in 2017 by 2.9 million. By the end of the year, 68.5 million individuals were forcibly displaced worldwide as a result of persecution, conflict, or generalized violence. As a result, the world's forcibly displaced population remained yet again at a record high.

68.5 MILLION FORCIBLY DISPLACED WORLDWIDE

as a result of persecution, conflict, or generalized violence

- 25.4 million refugees
 - 19.9 million refugees under UNHCR's mandate
 - 5.4 million Palestine refugees under UNRWA's mandate
- 40.0 million internally displaced people¹
- 3.1 million asylum-seekers

16.2
MILLION
NEWLY DISPLACED

An estimated 16.2 million people were newly displaced in 2017. This included 11.8 million individuals displaced² within the borders of their own countries and 4.4 million newly displaced refugees and new asylum-seekers.

85%

Developing regions hosted 85 per cent of the world's refugees under UNHCR's mandate, about 16.9 million people. The least developed countries provided asylum to a growing proportion, amounting to one-third of the global total (6.7 million refugees).



1 IN **6**

Lebanon continued to host the largest number of refugees relative to its national population, where 1 in 6 people was a refugee under the responsibility of UNHCR. Jordan (1 in 14) and Turkey (1 in 23) ranked second and third, respectively. When Palestine refugees under UNRWA's mandate are included, the figures rise to 1 in 4 for Lebanon and 1 in 3 for Jordan.

- ¹ Internal Displacement Monitoring Centre of the Norwegian Refugee Council.
- ² Ibid.
- ³ The number of new individual asylum applications for Turkey does not include Syrian nationals who receive protection under the Temporary Protection Regulation.

44,400

NEW DISPLACEMENTS
EVERY DAY

The number of new displacements was equivalent to an average of 44,400 people being forced to flee their homes every day in 2017.

3.1
MILLION
ASYLUM-SEEKERS

By the end of 2017, about 3.1 million people were awaiting a decision on their application for asylum, about half in developing regions.

5

MILLION DISPLACED PEOPLE RETURNED

During 2017, nearly 5 million displaced people returned to their areas or countries of origin, comprising 4.2 million internally displaced people and 667,400 refugees. Returns have not kept pace with the rate of new displacements.

68%

Altogether, more than two-thirds (68 per cent) of all refugees worldwide came from just five countries:

Syrian Arab Republic	6.3 million
Afghanistan	2.6 million
South Sudan	2.4 million
Myanmar	1.2 million
Somalia	986,400

1.7

MILLION NEW CLAIMS

Asylum-seekers submitted 1.7 million new asylum claims. With 331,700 such claims, the United States of America was the world's largest recipient of new individual applications, followed by Germany (198,300), Italy (126,500), and Turkey (126,100).³

3.5

MILLION PEOPLE

For the fourth consecutive year, Turkey hosted the largest number of refugees worldwide, with 3.5 million people. The main countries of asylum for refugees were:

Turkey	3.5 million
Pakistan	1.4 million
Uganda	1.4 million
Lebanon	998,900
Islamic Rep. of Iran	979,400
Germany	970,400
Bangladesh	932,200
Sudan	906,600

102,800

REFUGEES FOR RESETTLEMENT

In 2017, UNHCR submitted 75,200 refugees to States for resettlement, a 54 per cent drop from 2016 due to the decline in resettlement quotas. According to government statistics, 102,800 refugees were admitted for resettlement during the year, with or without UNHCR's assistance.

173,800

UNACCOMPANIED AND SEPARATED CHILDREN

This conservative estimate takes into account new applications, asylum-seekers and refugees. It includes 45,500 unaccompanied and separated children who sought asylum on an individual basis in 2017 as reported by 67 countries and 138,700 unaccompanied and separated child refugees and asylum-seekers as reported by 63 UNHCR operations, with reductions to avoid possible double-counting.

52% CHILDREN

Children below 18 years of age constituted about half of the refugee population in 2017, up from 41 per cent in 2009 but similar to more recent years.

Dem. Rep. of the Congo

The IDP population in the Dem. Rep. of the Congo doubled in 2017 to 4.4 million. Also, 620,800 Congolese refugees in other countries and 537,100 refugees from other countries in Dem. Rep. of the Congo.

Myanmar

655,500 refugees displaced to Bangladesh in 2017, mostly in 100 days since end of August.



“We are at a watershed, where success in managing forced displacement globally requires a new and far more comprehensive approach so that countries and communities aren’t left dealing with this alone.”

Filippo Grandi
United Nations High Commissioner for Refugees

CHAPTER 1

Introduction

Multiple ongoing displacement crises and several new ones characterized 2017. As a result, the global population of forcibly displaced people increased to 68.5 million, compared with 65.6 million in 2016. Significant new displacement, affecting millions of people, was seen in particular from the Democratic Republic of the Congo (DRC) and Myanmar as well as continuing displacement due to the Syrian crisis.

The past decade has seen substantial growth in the global population of forcibly displaced people. In 2007, this population numbered 42.7 million; over the last 10 years, this figure has increased by over 50 per cent [Figure 1].⁴ Today 1 out of every 110 people in the world is displaced, compared with 1 in 157 a decade ago, with much of this increase having occurred over the last five years.⁵ While the Syrian conflict contributed significantly to this increase, there have been other major displacements throughout the world over the last five years, notably in and from Burundi, Central African Republic, the DRC, Iraq, Myanmar, South Sudan, Sudan, Ukraine, and Yemen.

⁴ These included 25.4 million refugees: 19.9 million under UNHCR’s mandate and 5.4 million Palestinian refugees registered with the United Nations Relief and Works Agency for Palestine Refugees in the Near East (UNRWA). The global figure also included 40.0 million internally displaced persons (source: IDMC) and 3.1 million individuals whose asylum applications had not yet been adjudicated by the end of the reporting period.

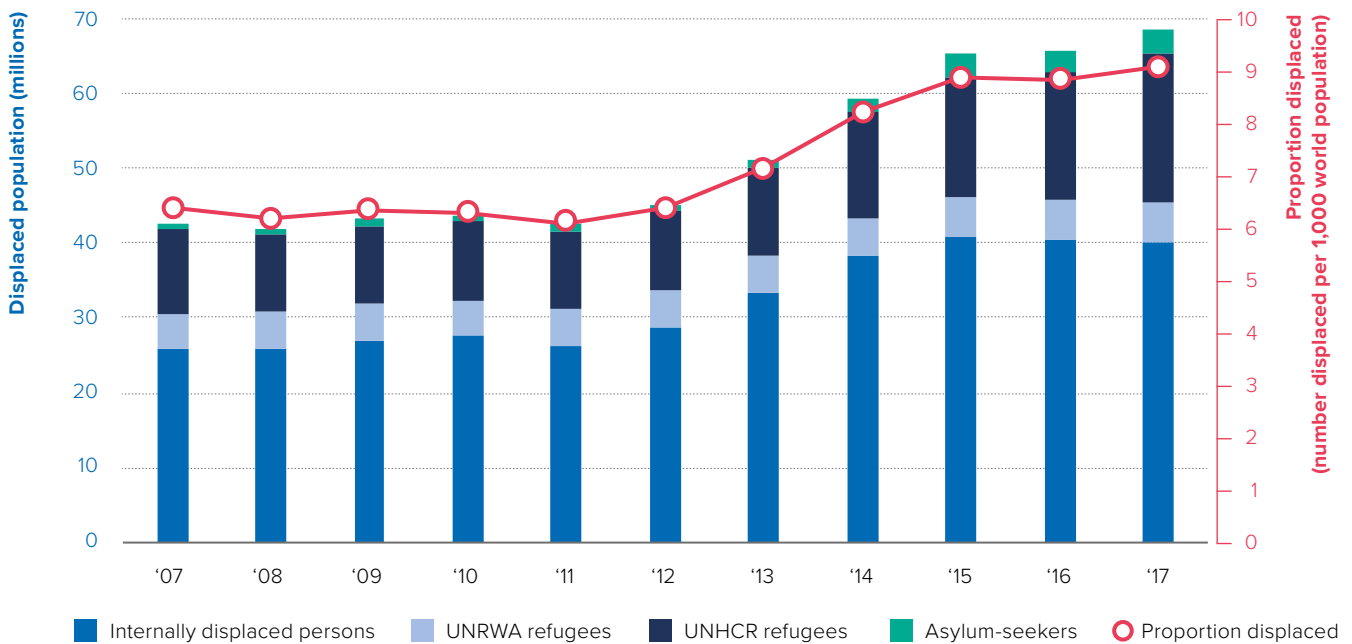
⁵ The annual rate of change of the population of forcibly displaced in the first five years of the last decade was -0.09 per cent, while for the last five years it was 9.5 per cent per year on average.

BANGLADESH. An eight-year-old Rohingya refugee girl stands beneath a UNHCR solar lantern outside her shelter at Kutupalong camp in Bangladesh. "I feel happy to have light; it helps me to study," she says. Newly arrived families receive solar lanterns as part of their emergency relief package.

© UNHCR/ANDREW MCCONNELL



Figure 1 | **Trend of global displacement and proportion displaced** | 2007-2017



The levels of new displacements in 2017 continued to far outstrip any returns or other solutions. During the year, 16.2 million people were newly displaced, including 4.4 million who sought protection abroad⁶ and 11.8 million who were forced to flee but remained in their own countries.⁷ In 2017 an average of some 44,400 people were newly displaced every day [Figure 2], a higher rate than seen even in 2014. At the same time, many others returned to their countries or areas of origin to try to rebuild their lives, including 4.2 million internally displaced people (IDPs) and at least 667,400 refugees.

As in previous years, the Syrian Arab Republic (Syria) continued to account for the largest forcibly displaced population globally. As of the end of 2017, there were 12.6 million forcibly displaced Syrians, comprising around 6.3 million refugees, 146,700 asylum-seekers, and 6.2 million IDPs. Colombia had the second-largest displaced population with 7.9 million victims of conflict, the majority of whom were IDPs (7.7 million).⁸ The DRC was the third-largest displacement situation with 5.1 million Congolese forcibly displaced, comprising 4.4 million IDPs, 620,800 refugees and 136,400 asylum-seekers. Some 4.8 million Afghans

remained forcibly displaced, of whom 1.8 million were IDPs and 3.0 million were refugees or asylum-seekers. Other large displaced populations at the end of 2017 included people from South Sudan (4.4 million), Iraq (3.3 million), Somalia (3.2 million), Sudan (2.7 million), Yemen (2.1 million), Nigeria (2.0 million), and Ukraine (2.0 million).

The situations in the DRC and Myanmar deteriorated rapidly in the second half of 2017, affecting millions of people. The flight of refugees from Myanmar to Bangladesh occurred at a particularly rapid rate. Over 2017, 655,500 arrived in Bangladesh, mainly concentrated in 100 days from the end of August,⁹ making the humanitarian response very challenging. In addition, there was a large proportion of infants, children, and pregnant women among refugees and IDPs from the DRC and Myanmar, adding a further layer of complexity for interventions.

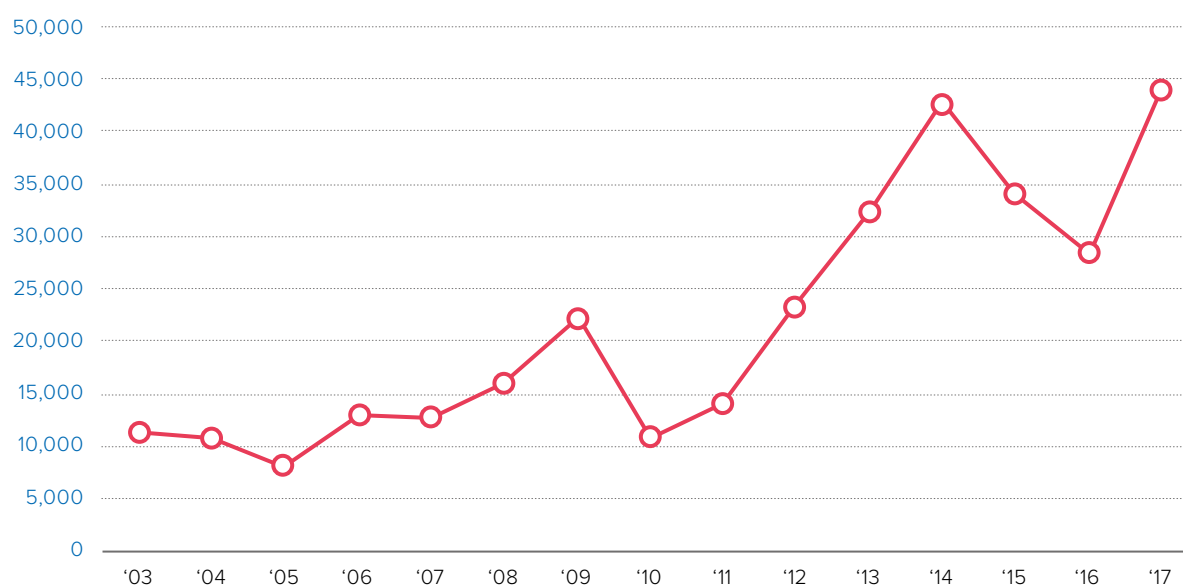
⁶ Consisting of 1.7 million new individual claims for asylum and 2.7 million new refugees recognized on a *prima facie* or group basis.

⁷ Based on a global estimate from IDMC.

⁸ The large number of registered IDPs in Colombia comes from the total cumulative figure recorded in the Government's Victims Registry, which commenced in 1985.

⁹ See: <http://www.unhcr.org/news/stories/2017/12/5a1c313a4/100-days-horror-hope-timeline-rohingya-crisis.html>.

Figure 2 | Number of people newly displaced per day | 2003-2017



Other developing situations in 2017 included the increase in refugees and asylum-seekers from the North of Central America (NCA). More people undertook the perilous journey northwards to seek asylum in Mexico and the United States of America, even as Venezuelans continued to flow out to neighbouring countries, those in the region, and farther away.

The impact of the movement of refugees to Europe in 2015 and 2016 was seen in the growing refugee population as the backlog of asylum applications was gradually processed during 2017. In particular, the refugee population in Germany increased by 45 per cent, with substantive decisions made on over half a million cases.

Movements of people across the Mediterranean decreased compared with 2016. Numbers significantly declined for the Eastern Mediterranean crossing beginning in April 2016 and for the Central Mediterranean since July 2017. Nonetheless, many people continued to risk their lives traversing this sea, with the majority arriving in Italy, where some 126,500 new asylum-seekers submitted applications in 2017.

Despite these movements, the vast majority of displaced people remained close to home, with only a small proportion venturing further afield to seek protection in more-remote countries. Over four out of every five refugees were located in a neighbouring country to the one from which they fled.

Without the protection of family or kin, unaccompanied and separated children are particularly at risk of exploitation and abuse. During the year, 45,500 such children were reported as having applied for asylum, although this number is considered to be an underestimate.¹⁰ For the first time, UNHCR has reported unaccompanied and separated children among the registered refugee and asylum-seeker population. While this number is reported from only a limited number of operations where UNHCR conducts registration and maintains its own database, it is hoped that this will lead to an improvement in the reporting on children as part of the joint call to action by UNHCR and other key partners for improved data on displaced children.¹¹

¹⁰ The estimate does not include data from all countries, including three important asylum countries: the Russian Federation, South Africa, and the United States of America. It does not reflect total numbers of both asylum-seeking and refugee unaccompanied and separated children.

¹¹ For more information, see https://data.unicef.org/wp-content/uploads/2018/02/Migration_advocacy_Feb20.pdf.



In terms of returns, some 667,400 refugees returned to their countries of origin in 2017 compared with 552,000 in 2016. Still, these returns continued to represent only a small fraction of the refugee population (3 per cent). The majority of refugees returned to Nigeria, the Central African Republic, Syria, and Afghanistan. Around 4.2 million IDPs returned, accounting for 11 per cent of the overall IDP population. UNHCR has voiced concern about the voluntariness of some of these returns as well as the conditions into which displaced people are returning.¹² In some cases, refugees and IDPs

are returning under adverse circumstances in which conditions for safe and sustainable returns are not yet in place. Resettlement, meanwhile, provided a solution for 102,800 refugees.

This Global Trends report analyses statistical trends and changes of global displacement from January

¹² For more information, see <http://www.unhcr.org/news/briefing/2017/3/58d0ece64/unhcr-concerned-return-nigerian-refugees-cameroon.html>; <https://refugeemigrants.un.org/un-agency-alarmed-forced-refugee-returns-nigeria-cameroon>.

¹³ See p. 61 for a definition of each population group.

¹⁴ See: <http://popstats.unhcr.org>.



SYRIA. Abu Ahmad Al Shawa, in his fifties, has returned home to east Aleppo. He has re-opened his family restaurant, which has been in operation for more than 50 years, despite the building being heavily damaged.

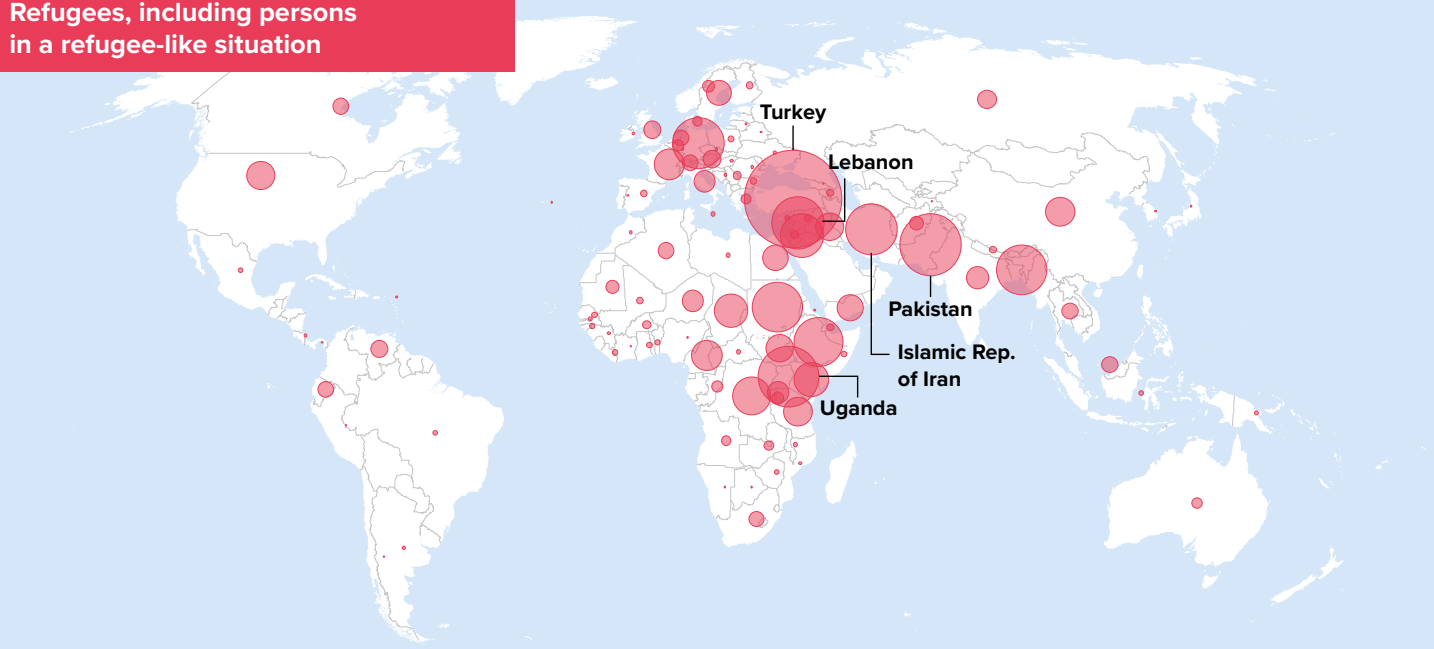
© UNHCR/VIVIAN TOU'MEH

to December 2017 in populations for whom UNHCR has been entrusted with a responsibility by the international community, including refugees, asylum-seekers, returnees, stateless people, and conflict-affected IDPs.¹³ The data presented are based on information available as of 15 May 2018 unless otherwise indicated.

The figures in this report are based on data reported by governments, non-governmental organizations, and UNHCR. The numbers are rounded to the closest hundred or thousand. As some adjustments

may appear later in the year in the Population Statistics online database,¹⁴ the figures contained in this report should be considered as provisional and subject to change. Unless otherwise specified, the report does not refer to events occurring after 31 December 2017. ■

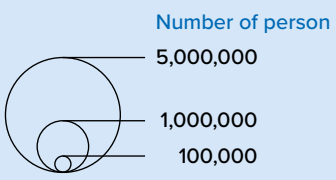
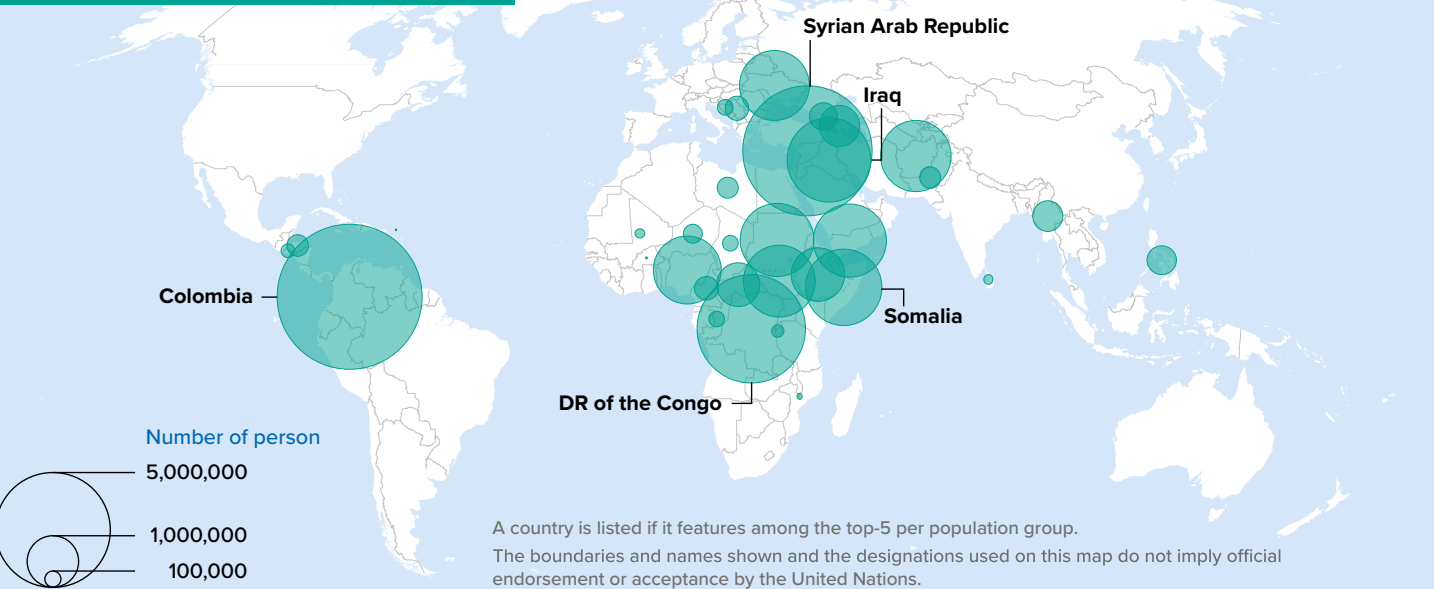
Refugees, including persons in a refugee-like situation



Asylum-seekers (pending cases)

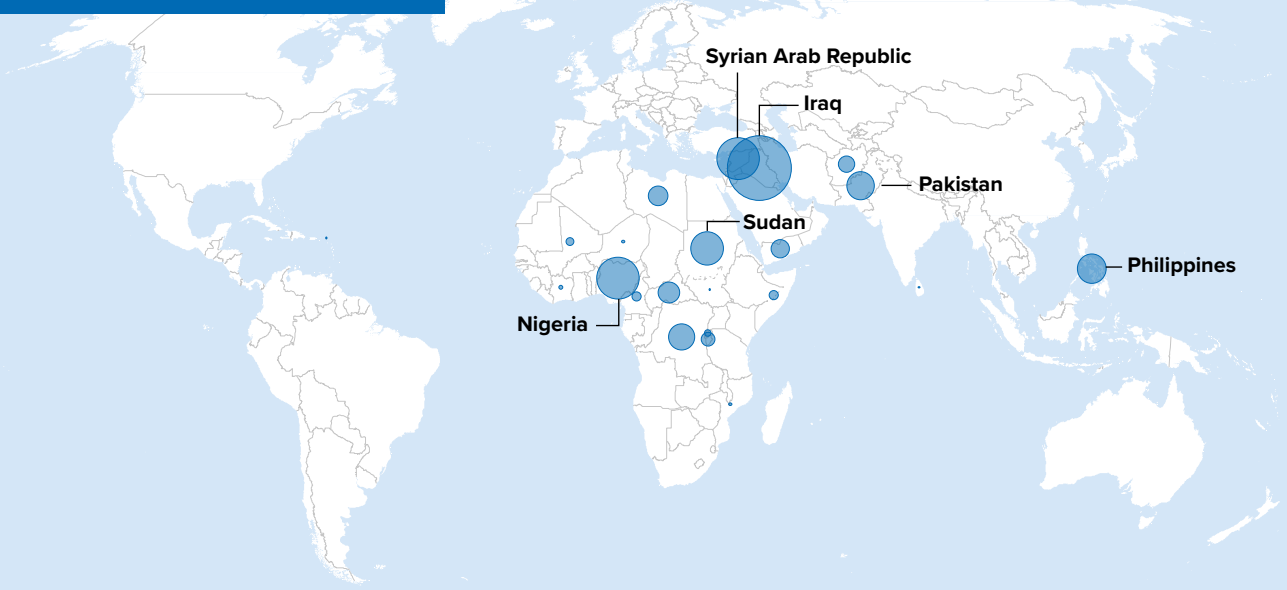


IDPs of concern to UNHCR, including persons in an IDP-like situation

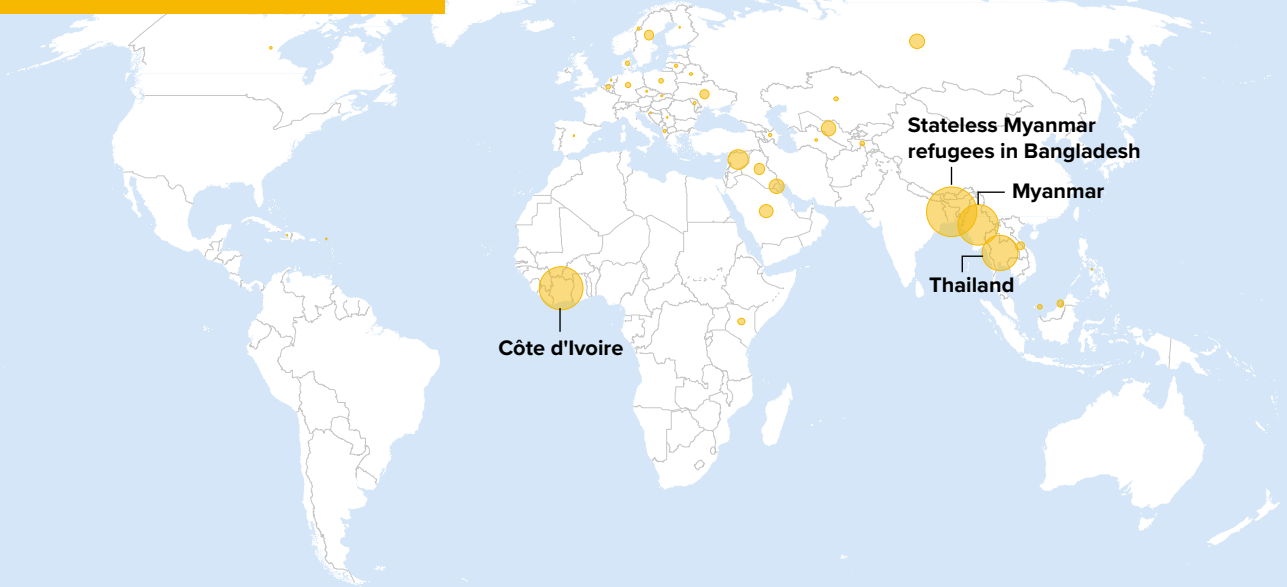


A country is listed if it features among the top-5 per population group. The boundaries and names shown and the designations used on this map do not imply official endorsement or acceptance by the United Nations.

Returned refugees, returned IDPs



Stateless people



Others of concern to UNHCR



TANZANIA (UNITED REPUBLIC OF). *Burundian refugees and members of the host community come together once a week to sell and buy products at this common market outside the main gates of Nduta camp in western Tanzania.*

© UNHCR/GEORGINA GOODWIN





“Stronger solidarity with refugee-hosting countries in the global South is absolutely a must.”

António Guterres
United Nations Secretary-General

CHAPTER 2

Refugees

At the end of 2017, the global refugee population, including 5.4 million Palestine refugees under UNRWA’s mandate, was 25.4 million – the highest known total to date and an increase of 2.9 million from 2016. The number of refugees under UNHCR’s mandate increased for the sixth year in a row, to a total population at the end of the year just shy of 20 million. Unless otherwise stated, all references to refugees in this report refer to those under UNHCR’s mandate.¹⁵

The refugee population in sub-Saharan Africa increased by 1.1 million (22 per cent) during 2017, mainly due to the crisis in South Sudan, from where more than 1 million people fled primarily to Sudan and Uganda [Table 1]. With 6.3 million refugees, this region hosted almost one-third of the world’s refugee population. At year-end, Turkey hosted the largest number of refugees (increasing during the

year to 3.5 million), while other countries on the European continent hosted 2.6 million. In the Asia-Pacific region, the refugee population increased by 21 per cent between 2016 and 2017, totalling 4.2 million as of December 2017, largely due to the arrival of refugees from Myanmar in Bangladesh during the second half of the year. Meanwhile, the number of refugees in the Middle East and North Africa remained fairly constant at 2.7 million by end-2017. The Americas region hosted 644,200 refugees at the end of 2017, a 6 per cent decline from the previous year.¹⁶

¹⁵ This figure includes some 324,300 persons in refugee-like situations, with 115,000 in the Bolivarian Republic of Venezuela, 50,200 in Thailand, and 45,000 in Ecuador.

¹⁶ This figure does not include many Venezuelans who attained alternative legal forms of stay under national or regional frameworks. Please see box on p. 45 for further details.

Table 1 | Refugee population by UNHCR regions | 2017

UNHCR regions	Refugees (including persons in a refugee-like situation)		Change		% of total, end-2017
	Start-2017	End-2017	Absolute	%	
- Central Africa and Great Lakes	1,381,900	1,475,700	93,800	6.8	7
- East and Horn of Africa	3,290,400	4,307,800	1,017,400	30.9	22
- Southern Africa	162,100	197,700	35,600	22.0	1
- West Africa	300,600	286,900	-13,700	-4.6	1
Total Africa*	5,135,100	6,268,200	1,133,100	22.1	31
Americas	682,700	644,200	-38,500	-5.6	3
Asia and Pacific	3,477,800	4,209,700	731,900	21.0	21
Europe	5,200,200	6,114,300	914,100	17.6	31
thereof: Turkey	2,869,400	3,480,300	610,900	21.3	17
Middle East and North Africa	2,679,500	2,704,900	25,400	0.9	14
Total	17,175,300	19,941,300	2,766,000	16.1	100

* Excluding North Africa.

By Origin

The Syrian people continued to bear the brunt of the civil war, and Syria remained the main country of origin of refugees at the end of 2017. More than 6.3 million people have been forced to flee the country, accounting for almost one-third of the world's total refugee population [Figure 3]. There was a 14 per cent increase in the total number of Syrian refugees in 2017. Currently, Syrian refugees have found asylum in 125 countries throughout the world, with the majority being hosted by Turkey (3,424,200). At the end of 2017, large populations of refugees from Syria were also residing in Lebanon (992,100), Jordan (653,000), Germany (496,700), Iraq (247,100), Egypt (126,700), Sweden (103,600), Austria (43,900), and the Netherlands (30,900).

The second-largest population of refugees in 2017 was from Afghanistan, whose refugee population grew by 5 per cent to 2.6 million people by end-2017, due mainly to births and a large number of positive decisions granting protection to asylum-seekers in Germany. Afghan refugees were mostly living in Pakistan (1,392,600), where a small increase in the population was due to births outnumbering those who returned to Afghanistan or were resettled. Altogether, refugees from Afghanistan were reported in 93 countries including the Islamic Republic of Iran (951,100), Germany (104,400), and Austria (26,900).

The largest increase during 2017 was of refugees from South Sudan, the number of which rose from

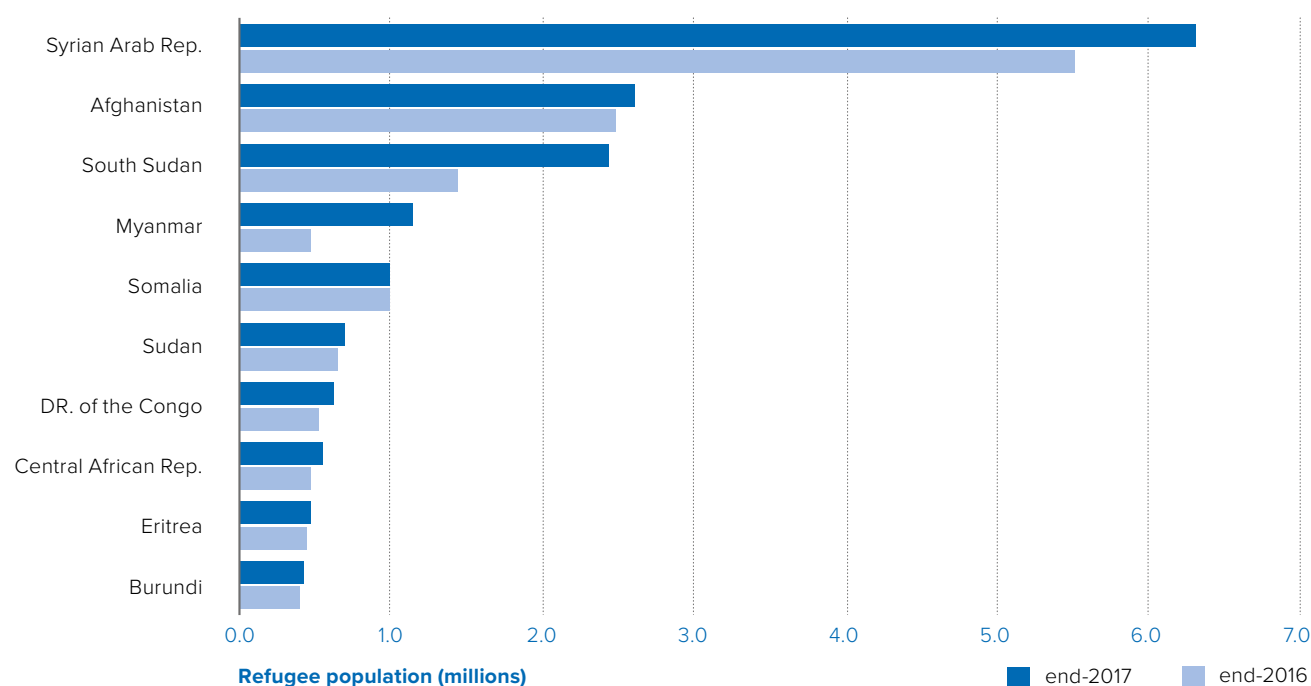
1.4 million at the beginning of the year to 2.4 million at the end. The majority of South Sudanese refugees resided in Uganda (1,037,400), Sudan (772,700), Ethiopia (421,400), Kenya (111,500), and the DRC (89,000). South Sudan remained the third major country of origin of refugees in 2017.

Refugees originating from Myanmar represented the fourth-largest population group by country of origin, more than doubling in number from less than half a million to 1.2 million by the end of 2017. The majority of refugees from Myanmar at the end of the year were hosted by Bangladesh (932,200). Other countries with sizable populations of Myanmar refugees were Thailand (100,000), Malaysia (98,000), and India (18,100). A more detailed description of the situation of the Rohingya refugees from Myanmar can be seen on pages 24-25.

Although Somalia was the fifth-largest source country of refugees in the world in 2017, the number of Somali refugees declined slightly over the year (3 per cent) to 986,400 people. Kenya (281,700), Yemen (255,900), and Ethiopia (253,800) were the main host countries of Somali refugees, while smaller groups resided in South Africa (27,000), Uganda (25,000), and Sweden (22,000).

The refugee population from Sudan increased slightly from 650,400 at the beginning of the year to 694,600 at the end, making Sudan the sixth-largest country of origin of the world's refugees. The majority of refugees from Sudan were hosted in

Figure 3 | Major source countries of refugees



Chad (324,300), South Sudan (262,000), and Ethiopia (43,900).

The number of refugees from the DRC increased by 16 per cent, from 537,500 to 620,800, with many new arrivals in Uganda and Angola in 2017. Refugees from the DRC received protection mainly in the neighbouring countries of Uganda (226,200), Rwanda (82,800), Burundi (61,900), the United Republic of Tanzania (Tanzania) (56,900), Angola (38,500), Zambia (34,900), South Sudan (15,000), and the Republic of Congo (Congo) (12,300). Other countries that provided asylum were South Africa (26,000), France (15,700), and Kenya (13,900).

Refugees originating from the Central African Republic increased by 11 per cent, from 490,900 to 545,500, with most new arrivals finding protection in the DRC and Cameroon. At year-end, refugees from the Central African Republic mostly resided in Cameroon (248,800), the DRC (181,900), Chad (76,700), and Congo (26,400).

The ninth-largest refugee population in 2017 originated from Eritrea, with 486,200 people forcibly displaced. The main host countries of Eritrean refugees were Ethiopia (164,600), Sudan (108,200), Germany (49,300), Switzerland (30,900), Sweden (27,200), and Israel (22,000).

At the end of 2017, 439,300 refugees from Burundi were displaced outside their country, making it the 10th-largest source country of refugees. The main countries providing protection to Burundian refugees were Tanzania (251,200), Rwanda (88,200), the DRC (44,500), and Uganda (38,200).

When combined, refugees from the 10 most common countries of origin – nine of which are least developed countries¹⁷ – accounted for 82 per cent (16.3 million) of the world's total refugee population under UNHCR's mandate. Over two-thirds of the world's refugees originated from just five countries: Syria, Afghanistan, South Sudan, Myanmar and Somalia.

By Country of Asylum

Countries in developing regions continue to host the majority of the world's refugees. Approximately 85 per cent of all refugees at the end of 2017 were granted protection in countries in developing regions (as defined by the United Nations Statistics Division classification),¹⁸ which included nine of the 10 largest refugee-hosting countries. Many of these countries are already dealing with substantial barriers to sustainable development, making it particularly

¹⁷ See: <https://unstats.un.org/unsd/methodology/m49/>.

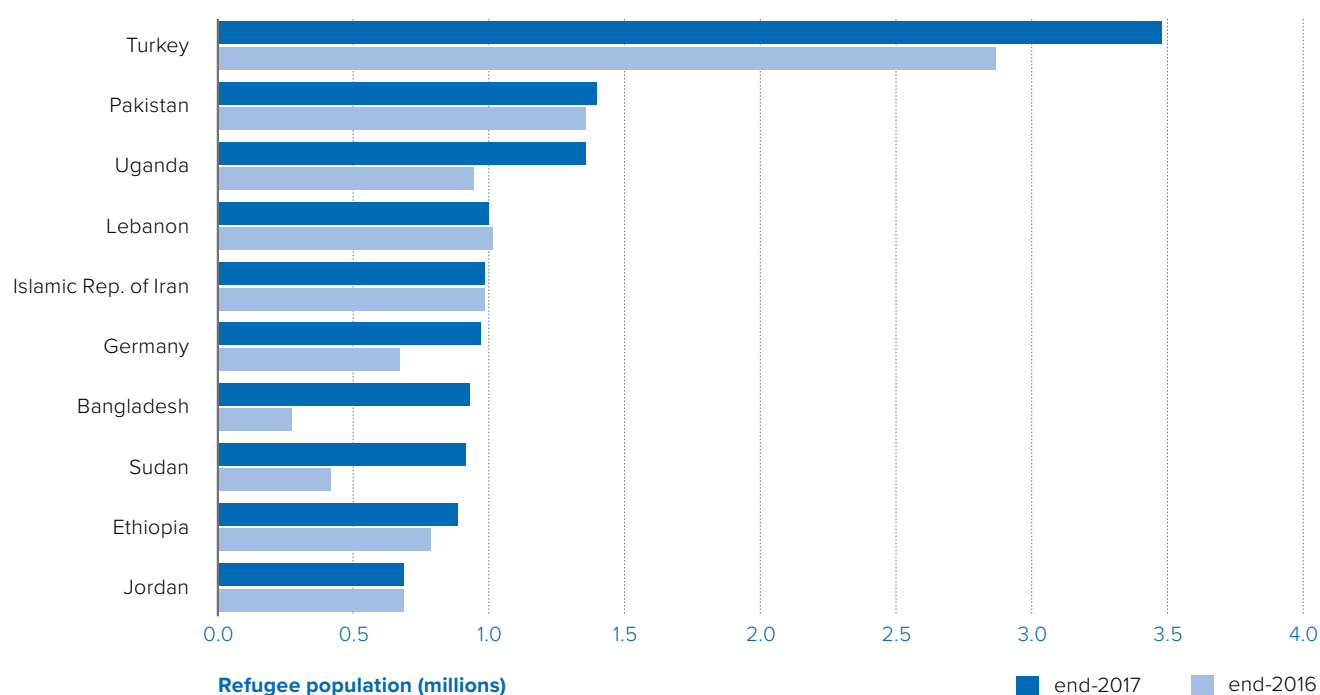
¹⁸ See: <https://unstats.un.org/unsd/methodology/m49/#developed>.



UGANDA. South Sudanese refugee Sarah (right) uses her e-voucher card to buy vegetables in a local Ugandan market near the Bidibidi refugee settlement in northern Uganda. "Before, it was a challenge to have a balanced diet and my baby was very thin. Now, her health has really improved," Sarah says.

© UNHCR/CATHERINE ROBINSON

Figure 4 | Major host countries of refugees



challenging for them to mobilize sufficient resources to respond to large refugee influxes.

At the end of 2017, Turkey continued to be the country hosting the world's largest number of refugees, with a 21 per cent increase in its refugee population, from 2.9 million at the beginning of the year to 3.5 million at the end [Figure 4]. The total refugee population hosted in Turkey comprised Syrians (3,424,200), along with Iraqis (37,300), Iranians (8,300), and Afghans (5,600).

Pakistan hosted the second-largest refugee population, with 1.4 million refugees. Even though this number rose slightly (3 per cent) over the course of 2017, the increase was due mainly to new births, partially offset by the repatriation of 59,000 Afghan refugees.

Uganda also hosted a large population of refugees in 2017, where arrivals of refugees from South Sudan and the DRC pushed the number to 1.4 million, a 44 per cent increase over 2016.¹⁹ In addition to 1,037,400 refugees from South Sudan, Uganda also hosted sizable refugee populations from the DRC (226,200), Burundi (38,200), Somalia (25,000), and Rwanda (14,300).

The number of refugees registered with UNHCR in Lebanon, the fourth-largest refugee-hosting

country, was practically unchanged compared with 2016, with a figure slightly below 1 million (998,900). In addition to Syrians (992,100), Lebanon also provided protection to 5,700 refugees from Iraq.

The number of refugees in the Islamic Republic of Iran was also stable compared with the end of 2016 at 979,400,²⁰ including 951,100 Afghans and 28,300 Iraqis. As such, the Islamic Republic of Iran ranked fifth among refugee-hosting countries worldwide at end-2017.

The sixth-largest refugee-hosting country was Germany, where the refugee population increased by 45 per cent to 970,400, mainly due to positive decisions on asylum claims of individuals already present in the country but also including resettlement arrivals. At the end of the year, the majority of refugees hosted by Germany came from Syria (496,700), followed by Iraq (130,600), Afghanistan (104,400), Eritrea (49,300), and the Islamic Republic of Iran (38,300).

By far the most dramatic increase in relative terms in the past year was in the refugee population of

¹⁹ Based on estimates from the Government of Uganda.

²⁰ The Government of the Islamic Republic of Iran registers all refugees in its country and has most recently provided figures to UNHCR in May 2015.

Bangladesh, which hosted the seventh-largest refugee population in the world by the end of 2017. The number of refugees increased more than three-fold, from 276,200 at the beginning of the year to 932,200 at year-end.

The refugee population in Sudan more than doubled in 2017, reaching 906,600 at the end of the year. The total number of South Sudanese refugees hosted by Sudan at year-end stood at 772,700, with a sizable population of Eritrean refugees (108,200) also present in the country.

The refugee population in Ethiopia grew by 12 per cent in 2017, reaching 889,400 by year-end. The majority of new arrivals were from South Sudan. By the end of the year, Ethiopia provided protection to refugees from South Sudan (421,400), Somalia (253,800), Eritrea (164,600), and Sudan (43,900). Ethiopia ranked ninth among refugee-hosting countries worldwide.

Jordan experienced a small increase in its refugee population (1 per cent), mainly due to births, and provided protection to 691,000 refugees at the end of 2017. The vast majority of these refugees were from Syria (653,000), with most having arrived between 2012 and 2015, while an additional 34,000 refugees originated from Iraq. Jordan had the 10th-largest refugee population in the world.

Altogether, the 10 largest countries by refugee population combined – which include four of the world's least developed countries (Uganda, Sudan, Ethiopia, and Bangladesh)²¹ – hosted over 12.5 million refugees at the end of 2017. This is about 63 per cent of all the refugees under UNHCR's mandate.

New Refugees

About 2.7 million people were newly registered as refugees during 2017, double the amount from 2016 and close to the record number of new refugee arrivals registered in 2014. This figure is based on

the 1,320,700 refugees who were recognized on a group or prima facie basis, as well as the 1,410,800 who were granted some temporary form of protection. Most of these refugees fled to neighbouring countries or elsewhere in their immediate region [Figure 5]. An additional 731,600 people were granted refugee status following an individual refugee status determination procedure during the reporting period [see Chapter 5].

The difficult situation in South Sudan, where armed conflict, disease, and malnutrition continued to take a huge toll on the population, was the main cause of refugee displacement in 2017, with over 1 million new refugees fleeing the country, mainly remaining in the region. Those forced to leave South Sudan were granted protection on a group or prima facie basis in the bordering countries of Sudan (475,500), Uganda (406,100), Ethiopia (75,400), the DRC (22,100), and Kenya (21,000).

The conflict in Syria continued to force people to flee the country, with 745,200 Syrians newly registered in Turkey (681,000), Egypt (21,000), Lebanon (14,600), Greece (12,400) and Jordan (10,800).²²

The third-largest group of new refugees originated from Myanmar, where mainly due to the outbreak of violence in Rakhine State at the end of August 2017, 655,500 Rohingya people were forced to cross the border into Bangladesh, where they were granted protection.

The majority of the other new displacements were due to armed conflict and human rights abuses in central and eastern Africa – most notably in the Central African Republic, the DRC, Burundi, Eritrea, Sudan, Nigeria, Mali, and Somalia. The civil war in the Central African Republic displaced some 110,500 new refugees in the region, particularly the DRC

²¹ See: <https://unstats.un.org/unsd/methodology/m49/> for definition of least developed countries.

²² In some cases there is a significant delay between arrival and registration.

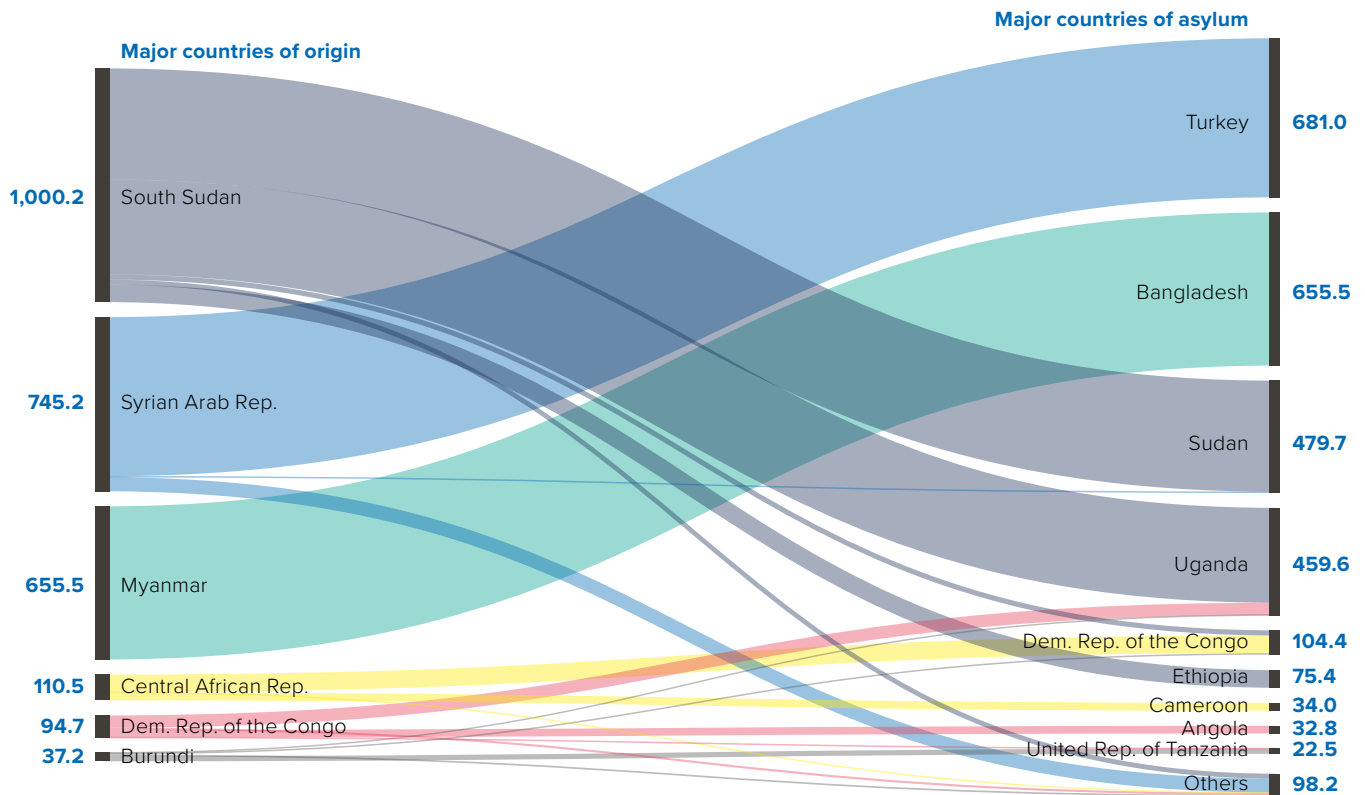
TURKEY. Seven-year-old Vahide holds her baby sister, Busra, in their private accommodation in Istanbul. She attends a local state school and now speaks fluent Turkish. She lives with her siblings and parents, as well as her two cousins, whose father was killed in Syria.

© UNHCR/EMRAH GUREL



Figure 5 | **Where new refugees found asylum in 2017**²³
 (No. of refugees in thousands)

More than 2.7 million people fled their homes to another country in 2017, the vast majority of whom (88 per cent) originated from just three countries (South Sudan, Syria, Myanmar) and found protection in bordering countries or their immediate region.



(75,600) and Cameroon (34,000). A total of 94,700 newly arrived refugees from the DRC found protection, including in Uganda (52,600), Angola (32,800), and Rwanda (8,800), while 37,200 newly arrived Burundians were recognized, mostly in Tanzania (22,300), Rwanda (7,300), and the DRC (6,600). Additionally, 19,800 Eritreans were recognized as refugees on a *prima facie* basis, mainly in Ethiopia. In Sudan, 18,500 people were newly displaced, mainly to South Sudan (15,700) and Ethiopia (2,100), and an additional 13,900 Nigerians were newly registered, mostly in Niger (7,600), Cameroon (5,300), and Chad (1,000). Furthermore, 9,200 Somalis fled, chiefly to Ethiopia (6,700) and Yemen (2,200) while 9,100 new refugees from Mali were registered, predominantly in Mauritania (4,300), Niger (3,800), and Burkina Faso (900).

In terms of countries of asylum, the largest number of new refugee registrations was recorded in Turkey, which granted temporary protection to 681,000

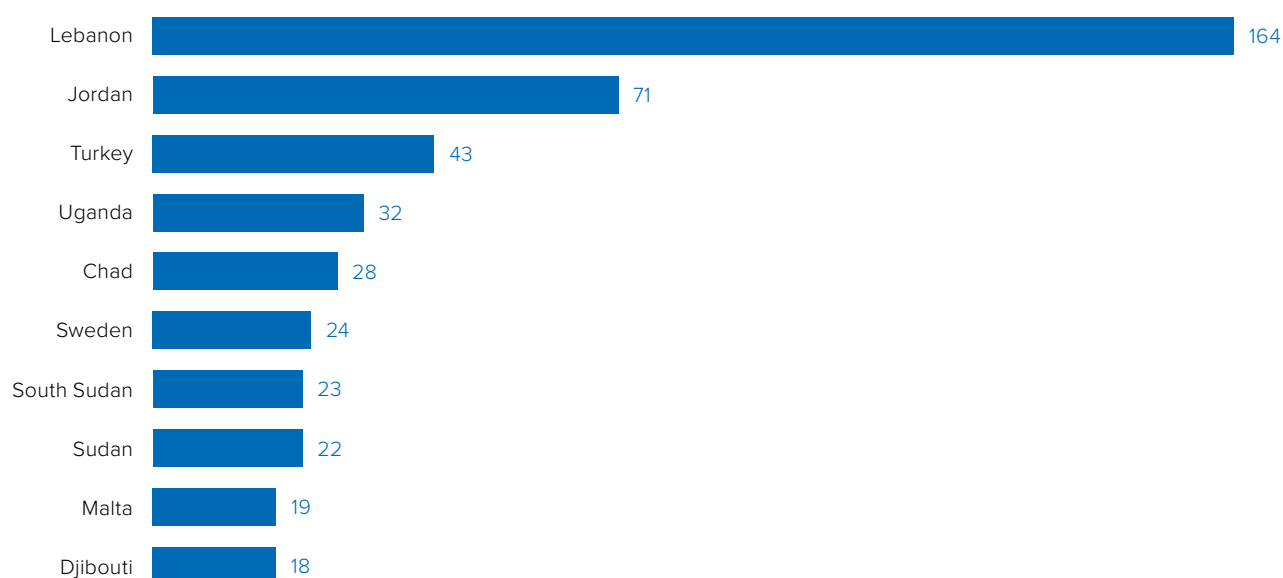
²³ New registrations can sometimes include people who arrived prior to 2017 and, in some cases where reporting is by governments, may also include newborns.

Syrians. Bangladesh registered the second-largest number of new refugees arrivals with 655,500, all of them from Myanmar. Sudan received 479,700 new refugees, the majority from South Sudan (475,500) as well as a smaller number of Syrians (4,200). In Uganda, 459,600 individuals were newly registered as refugees, with 406,100 originating from South Sudan and 52,600 from the DRC. In the DRC, the 104,400 new arrivals throughout the year originated from the Central African Republic (75,600), South Sudan (22,100), and Burundi (6,600), while Ethiopia recognized 103,800 new refugees, mainly from South Sudan (75,400), Eritrea (19,500), and Somalia (6,700). Other countries that reported sizable new refugee arrivals during the year were Cameroon (39,300), Angola (32,800), Tanzania (22,500), Greece (22,100), Egypt (21,000), and Kenya (21,000).

Comparing between host country situations

In order to compare countries with respect to responsibility of hosting refugees, several indicators

Figure 6 | Number of refugees per 1,000 inhabitants | end-2017



can be used. Economic classifications can be used to compare the number of refugees to a country's economic ranking (as low-, middle-, or high-income)²⁴ to better understand the socio-economic environment where refugees have sought asylum, although national-level indicators do not account for the often unequal geographical distribution of refugees within a host country. A comparison of the 10 largest refugee host countries detailed in Figure 4 shows that while two are classified as low-income, hosting 2.2 million people in sub-Saharan Africa, seven are considered middle-income, hosting 9.4 million refugees. Among the top 10 is one high-income country, Germany, host to 970,400 refugees.

A second indicator compares the number of refugees hosted by each country relative to its national population size.²⁵ Using this criterion, the impact of the Syrian crisis can clearly be seen on the three main host countries of refugees: Lebanon (164 refugees per 1,000 population), Jordan (71), and Turkey (43). These figures refer only to refugees under UNHCR's mandate. When Palestine refugees under UNRWA's mandate are included, the figures rise to 250 per 1,000 for Lebanon (1 in 4) and 310 (almost 1 in 3) for Jordan. Based on this indicator, eight of the 10 countries with the highest proportion of refugees are in developing regions, with five of them least developed countries (all in sub-Saharan Africa) [Figure 6].²⁶

In the New York Declaration for Refugees and Migrants, unanimously adopted by the United Nations General Assembly in September 2016, UN Member States committed to “a more equitable sharing of the burden and responsibility for hosting and supporting the world's refugees, while taking account of existing contributions and the differing capacities and resources among States.”²⁷ The General Assembly sets out, in this declaration, the key elements of a Comprehensive Refugee Response Framework (CRRF) designed to ease pressures on countries hosting large numbers of refugees, enhance refugee self-reliance, expand access to third-country solutions, and support conditions in countries of origin for return in safety and dignity. The practical application of the CRRF will inform the preparation of a Global Compact on Refugees, to be included in the High Commissioner's annual report to the General Assembly in 2018. For more information on the practical application of the CRRF and key progress made thus far, please see the CRRF Global Digital Portal: www.globalcrrf.org. ■

²⁴ See <https://datahelpdesk.worldbank.org/knowledgebase/articles/906519-world-bank-country-and-lending-groups>.

²⁵ National population data are from United Nations Department of Economic and Social Affairs, Population Division, 'World Population Prospects: The 2017 Revision', New York, 2017. For the purpose of this analysis, the 2017 medium fertility variant population projections have been used. See: <https://esa.un.org/unpd/wpp/>.

²⁶ See <https://unstats.un.org/unsd/methodology/m49/> for a list of least developed countries.

²⁷ <http://www.unhcr.org/57e39d987>.

PROTRACTED REFUGEE SITUATIONS

UNHCR defines a protracted refugee situation as one in which 25,000 or more refugees from the same nationality have been in exile for five consecutive years or more in a given asylum country. This criterion clearly has limitations, as the refugee population in each situation changes due to new arrivals and returns that are not captured under this definition. Furthermore, smaller refugee situations might not be included even if the displacement is prolonged, especially if refugees from one nationality are in various countries of asylum.

In protracted situations, refugee populations have moved beyond the emergency phase – where the focus is on life-saving protection and assistance – but have not yet achieved durable solutions and, based on current trends, are unlikely to do so in the foreseeable future. These populations are hosted in a variety of situations including populations both in and out of camps. A protracted situation will be the result of conditions in the refugees' country of origin, the responses of and conditions in the host countries, the availability of durable solutions, and the level of engagement by the international community, with some situations receiving far more attention than others.

Based on the existing definition, 13.4 million refugees, representing some two-thirds of all refugees, were in protracted refugee situations at the end of 2017, an increase on the 11.6 million in 2016. Of this, 3.0 million were in a situation lasting 38 years or more, dominated especially by the 2.3 million Afghan refugees in the Islamic Republic of Iran and Pakistan whose displacement situation began in 1979 [Figure 7]. There were 6.9 million people in protracted situations of shorter duration (between five and nine years), of which 5.4 million were Syrian refugees in Egypt, Iraq, Jordan, Lebanon, and Turkey. The remaining 3.5 million people were in protracted refugee situations of between 10 and 37 years.

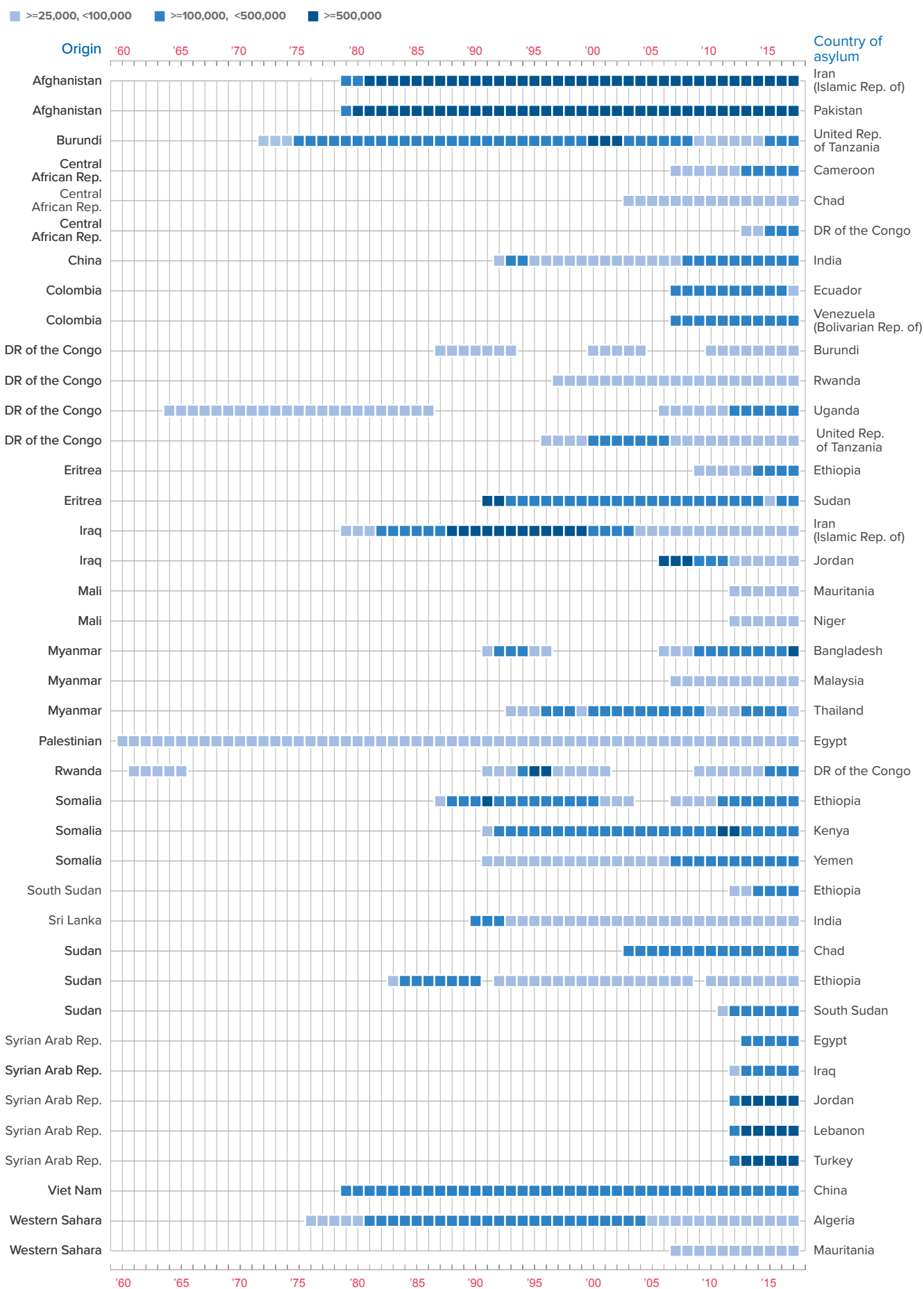
In 2017, three new situations become protracted: that of refugees from the Central African Republic in the DRC, South Sudanese in Ethiopia, and Syrians in Egypt. At the same time, two situations were no longer considered protracted: that of Eritrean refugees in Israel (due to a reduction to below 25,000) and Malians in Burkina Faso (with a reduction in numbers mainly due to a reverification exercise). ■



ETHIOPIA. At Kebribeyah camp in eastern Ethiopia, home to some 14,000 Somali refugees, a man conveys his desperation to go home. "My children and grandchildren all grew up here, while we wait for a solution. I am tired of waiting."

© UNHCR/DIANA DIAZ

Figure 7 | Protracted refugee situations | categorized by size | end-2017





BANGLADESH. Lal Moti (35) and her daughter, Osmaitara (3 months), in Kutupalong refugee camp in Bangladesh. As an estimated 655,500 people sought safety in Bangladesh between late-August and November 2017, UNHCR stepped up its emergency response, providing shelter and other forms of assistance in the camps near Cox's Bazar. © UNHCR/ROGER ARNOLD

CASE STUDY:

ROHINGYA POPULATION

At the start of 2017, approximately one million stateless people resided in Myanmar's Rakhine State,²⁸ almost all of whom were Muslims who self-identified as Rohingya. They were born and raised in Myanmar for multiple generations and know no other place to call home.

The Rohingya are stateless due to the restrictive provisions and application of the Myanmar citizenship law, which primarily confers citizenship on the basis of ethnicity. As a direct result of their statelessness, the Rohingya in Myanmar suffer entrenched discrimination, marginalization, and denial of a wide range of basic human rights. Rohingya refugees have fled Myanmar in previous waves of displacement in 1978, 1991-1992, and 2016.

On 25 August 2017, security operations initiated in the northern townships of Rakhine State, triggered by attacks on security posts by the Arakan Rohingya Salvation Army,

forced Rohingya residents to flee targeted killings and widespread human rights violations. By the end of the year, some 655,500 Rohingya had fled to neighboring Bangladesh, increasing the estimated number of stateless Rohingya refugees in Bangladesh to more than 930,000.²⁹ The vast majority arrived during a massive exodus following the August violence. At the height of the emergency, thousands of refugees arrived in Bangladesh daily, which

²⁸ UNHCR Myanmar reported a baseline estimate of 900,000 stateless people in Rakhine State at the start of the year. However, in light of the 655,500 arrivals from Myanmar reported in Bangladesh in 2017, and some 470,000 stateless persons estimated to be remaining in Rakhine state at year-end, it is now clear that the baseline estimate was too low.

²⁹ Rohingya refugees from Myanmar continue to be stateless, even though they are now counted among the global refugee population. The substantial decrease in Myanmar's reported population of stateless persons in 2017 is not because the situation of statelessness has been resolved, but rather is due to the exodus of stateless Rohingya refugees to Bangladesh. Please consult the Text Box on p. 53 for more information about statistics on stateless refugees and IDPs.



“Nowhere is the link between statelessness and displacement more evident than for the Rohingya community of Myanmar, for whom denial of citizenship is a key aspect of the entrenched discrimination and exclusion that have shaped their plight for decades.”

Filippo Grandi
United Nations High Commissioner for Refugees
October 2017

was the largest and fastest refugee influx seen in the region in the past twenty years.

Throughout the crisis, the Government of Bangladesh has kept its borders open, and the people of Bangladesh have shown tremendous generosity in hosting the newly arrived refugees. However, the enormous influx has placed acute strain on host communities and resources in Cox’s Bazar district in south-eastern Bangladesh, where most of the refugees are concentrated. The Kutupalong-Balukhali site in Cox’s Bazar is now the largest and most densely populated refugee settlement in the world. Overcrowding and inaccessibility to parts of the site due to challenging topography and weather conditions, particularly during the monsoon season between May and September, is increasing all protection risks. A large proportion of the Rohingya refugees in Bangladesh face heightened risks: more than half of the refugees are under the age of 18, more than half are women and girls, and up to one third of the families have been identified to have a protection vulnerability [Figure 8]. Many experienced extreme violence—including sexual violence—and psychological trauma prior to and during their flight.

Although the pace of the influx has slowed, Rohingya refugees continue to flee Myanmar to seek protection in

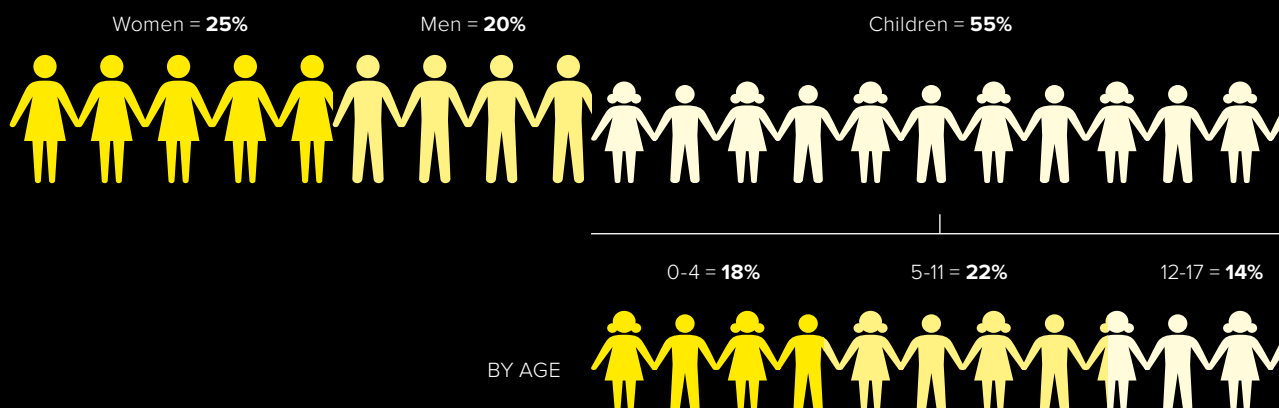
Bangladesh. Because they are both stateless and refugees, the Rohingya in Bangladesh are in critical need of international protection. Meanwhile, at the end of 2017, an estimated 470,000 non-displaced stateless Rohingya remained in Rakhine State.³⁰ In addition, there were more than 125,000 internally displaced Rohingya—who are also stateless and in need of protection—who have been largely confined to camps in the central part of Rakhine State since 2012.³¹

UNHCR has called on the Government of Myanmar to address the root causes of the Rohingyas’ displacement, including by guaranteeing their security in Rakhine State, ensuring that they can meaningfully enjoy their basic human rights, and, ultimately, providing a pathway to citizenship. Only by ending their statelessness can the Rohingya be promised a normal life and hope for the future. ■

³⁰ UNHCR’s estimate that some 470,00 non-displaced stateless Rohingya remain in Rakhine State is based on the best information currently available, noting limitations including lack of authorization to conduct assessments, inability to verify information independently, and other restrictions.

³¹ UNHCR Myanmar reported 128,420 IDPs in Rakhine State, comprising of 125,575 stateless Rohingya IDPs and 2,845 non-Rohingya IDPs. The Rohingya IDPs are reported under two separate columns in Annex Table I to reflect their dual status as both IDPs and as persons of concern under UNHCR’s statelessness mandate. Please consult the Text Box on p. 53 for more information about statistics on stateless refugees and IDPs.

Figure 8 | **Rohingya refugees by age and sex** | end-2017



NIGERIA. *These Nigerian youth are among numerous refugees who returned spontaneously from Cameroon, Chad and Niger in 2017. They travelled from Minawao refugee camp in Cameroon, hoping to make it back to their home town of Gwoza, in Borno State, Nigeria, which they heard had been liberated from insurgents. As the situation remains precarious, many returnees have ended up in secondary displacement inside their country.*

©UNHCR/RAHIMA GAMBO



CHAPTER 3

Solutions

One of UNHCR's core responsibilities is to enable and support comprehensive and durable solutions for refugees and IDPs to allow them to rebuild their lives and live in dignity and safety.

These solutions require collective commitment to resolving the protection needs of refugees and other displaced people through a range of options and opportunities. The Comprehensive Refugee Response Framework reflects UNHCR's vision to work with a wide range of partners to build resilience and find solutions.³² Relevant partners include not just governments, refugees, and other UN agencies but also the private sector, international financial institutions, and civil society, including think tanks, academia, and faith leaders. The Framework's aims are to build the self-reliance of refugees, expand access to resettlement in third countries and other complementary pathways, and foster conditions that

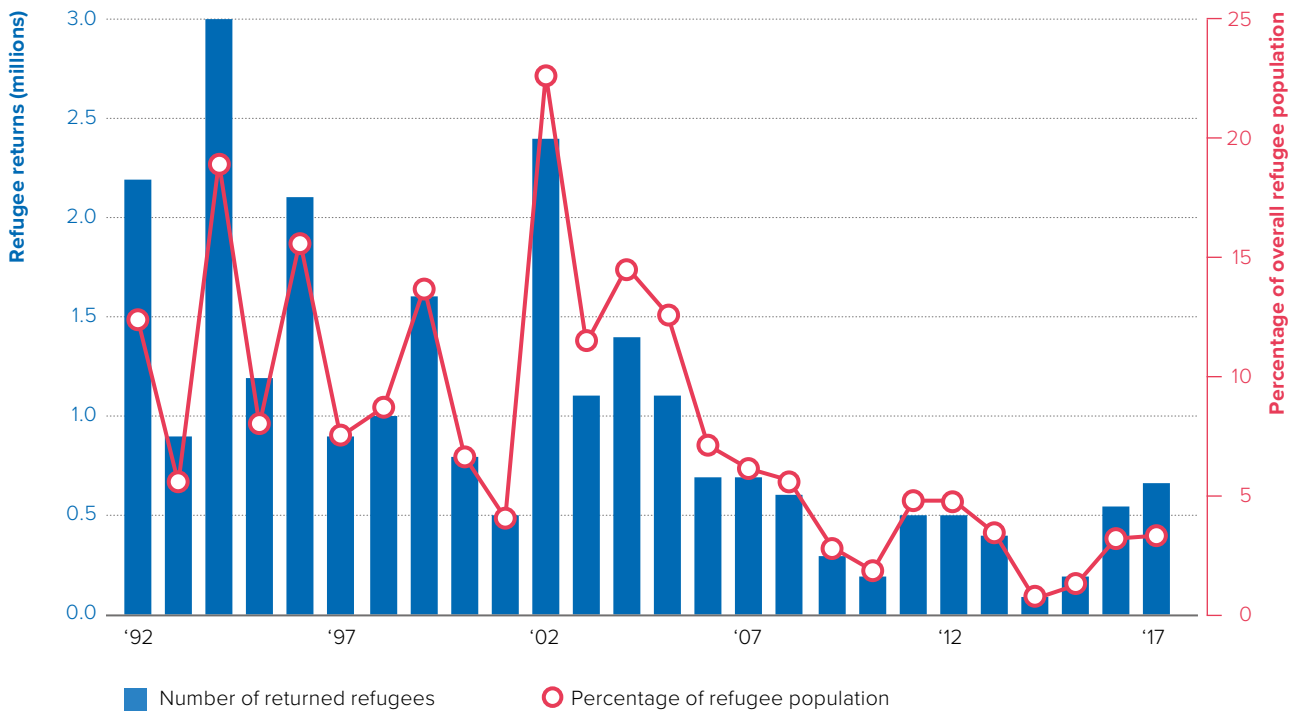
enable refugees to return voluntarily to their home countries.

In the aftermath of internal displacement crises, as humanitarian actors progressively phase out their roles, development actors as well as peace and security actors will become increasingly important to address root causes and further solutions. UNHCR has a responsibility for leading international coordination of protection for IDPs under the cluster system, including ensuring that IDPs can access a safe, voluntary, and dignified solution to displacement.³³

³² See: <http://www.unhcr.org/587dfb3b4>.

³³ See: <http://siteresources.worldbank.org/EXTSOCIALDEVELOPMENT/Resources/244362-1265299949041/6766328-1265299960363/SG-Decision-Memo-Durable-Solutions.pdf>.

Figure 9 | **Refugee returns** | 1992-2017



While solutions for both refugees and IDPs should be pursued in tandem, and are often mutually-reinforcing, this chapter focuses primarily on durable solutions for refugees. These have traditionally included voluntary repatriation, resettlement to a third country, and local integration.

Returns

The number of refugees who returned to their countries of origin increased during the year from 552,200 in 2016 to 667,400, most of whom (518,700) received assistance from UNHCR [Figure 9]. While the return to their country of origin is often the preferred solution for many refugees, repatriation should be based on a free and informed decision and with the full commitment of the country of origin to the reintegration process to ensure that returnees are able to safely rebuild their lives. Unfortunately, the contexts in which such returns took place in 2017 were often complex, with many refugees returning under adverse circumstances to situations in which sustainable reintegration could not be assured. In some cases, so-called spontaneous returns took place under a degree of duress in which thresholds for voluntary, safe, and dignified return not being

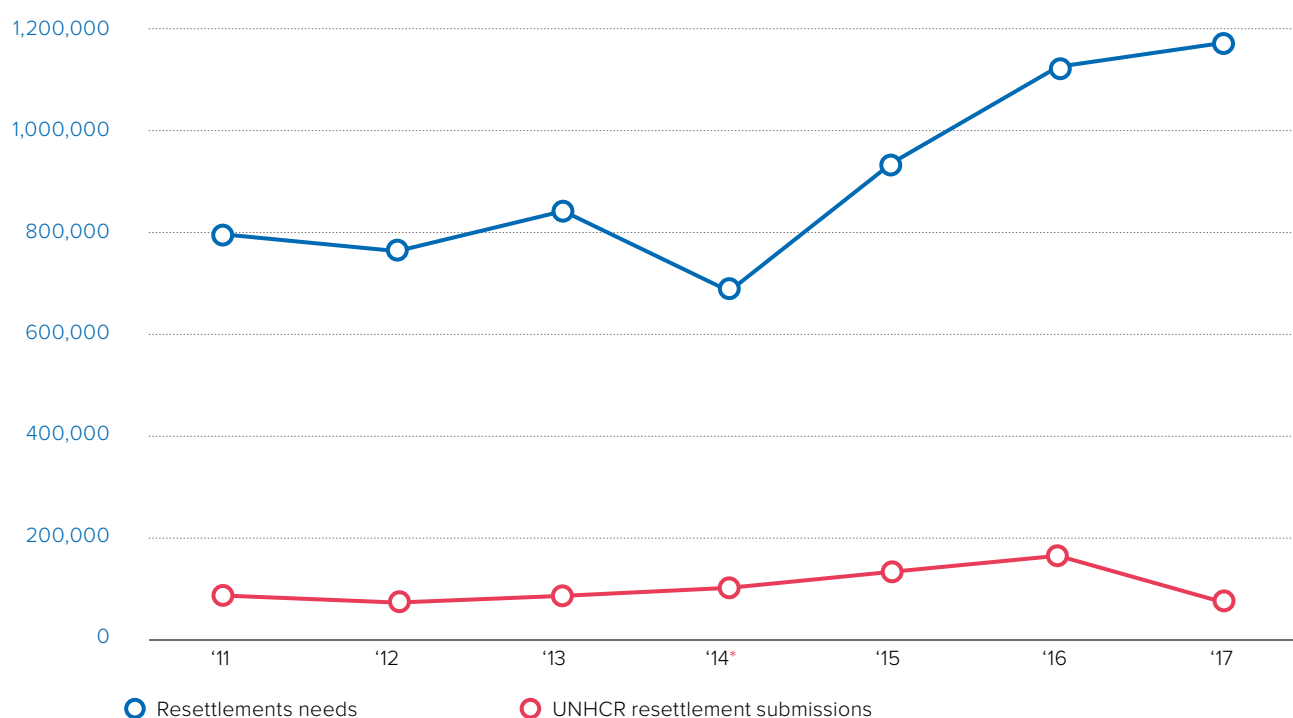
met. For returns to be sustainable, it is critical that they do not take place precipitously or prematurely, without the informed consent of refugees or the basic elements of lasting solutions in place.

In 2017, refugees returned to 43 countries of origin from 94 former countries of asylum, as reported by UNHCR offices and after reconciliation of departure and arrival figures. It should be noted that countries of origin reported only arrivals of returning refugees, with no distinction between those who returned through voluntary repatriation or returned spontaneously or in conditions that were not considered conducive for lasting solutions. Thus the reported statistics refer to returns and not voluntary repatriation.

The majority of returnees were former refugees from Nigeria (282,800) who returned to their own country, mainly from Cameroon (150,000) and Niger (132,400). UNHCR expressed concerns in 2017 over the sustainability and voluntariness of some of the returns from Cameroon.³⁴

³⁴ See: <http://www.unhcr.org/afr/news/press/2017/6/5954bedb4/involuntary-refugee-returns-nigeria-must-avoided-unhcr.html>; <http://www.unhcr.org/news/briefing/2017/3/58d0ece64/unhcr-concerned-return-nigerian-refugees-cameroon.html>; and <http://www.unhcr.org/afr/news/press/2017/6/593013454/unhcr-support-amidst-large-scale-returns-northeast-nigeria.html>.

Figure 10 | Resettlement needs and UNHCR's annual submissions | 2011-2017



* 2014 excludes resettlement needs of Syrian refugees due to the fluid and rapidly evolving situation at the time of estimating global needs.

The second-largest number of refugee returns was reported by the Central African Republic (78,600), mostly from the DRC (33,500), Chad (28,500), and Cameroon (16,500). A total of 77,200 Syrians were also reported to have returned to their country, mainly from Turkey (44,900), Iraq (12,200), Lebanon (11,900), and Jordan (8,000). Burundi reported 70,600 refugee returns; the country of asylum from most of these returns was not known (57,400) with 13,100 reported from Tanzania. About 60,500 returns to Afghanistan were reported, the vast majority from Pakistan (59,000) and a smaller number from the Islamic Republic of Iran (1,200). Additionally, 41,500 nationals of Somalia returned to their country from Kenya (35,400) and Yemen (5,500). Other countries with significant returnees in 2017 were Rwanda (18,100), and Sudan (11,700).

In terms of former countries of asylum, the largest number of departures was from Cameroon (166,600), mainly to Nigeria (150,000) and the Central African Republic (16,500). Other countries reporting large number of departures were Niger (134,600, mostly to Nigeria), Pakistan (59,000, to Afghanistan), the DRC (51,600, to the Central African Republic and Rwanda), Turkey (44,900, to Syria), Chad (38,900, to the Central African

Republic and Sudan), Kenya (35,400, to Somalia), and Tanzania (13,100, to Burundi).

Resettlement

Resettlement is a tangible way to achieve enhanced solidarity and responsibility-sharing, in the spirit of the New York Declaration on Refugees and Migrants.³⁵ With refugee numbers high and opportunities for voluntary repatriation and local integration of refugees often limited, in 2017 resettlement continued to play a critical role as a tool for protection and a durable solution for some of the world's most vulnerable refugees.

UNHCR estimates that 1.2 million refugees were in need of resettlement in 2017 [Figure 10].³⁶ This figure has increased steadily in recent years, reflecting needs from both protracted and more-recent refugee situations. In parallel, the number of resettlement places made available by States has also increased, reaching a 20-year high in 2016,

³⁵ See: <http://www.unhcr.org/towards-a-global-compact-on-refugees.html>.

³⁶ See: <http://www.unhcr.org/protection/resettlement/593a88f27/unhcr-projected-global-resettlement-needs-2018.html>.

when UNHCR submitted more than 163,200 refugees for resettlement. However, the growth trend in resettlement quotas saw a reversal, with declining global resettlement opportunities in 2017. As a result, UNHCR submitted 75,200 refugees during the year, a 54 per cent drop compared with 2016, leaving a 94 per cent gap between needs and actual resettlement places for the year.

Despite the declining trend in resettlement numbers, a growing number of States showed interest in establishing or maintaining resettlement programmes. A total of 35 States accepted UNHCR's resettlement submissions in 2017, a figure at par with 2016. This was significantly higher than in earlier years, reflecting an overall increased diversity of global resettlement actors, albeit at a lower scale.

A total of 83 UNHCR operations referred refugees to resettlement States in 2017. Turkey (17,200 submissions), Lebanon (13,800), and Jordan (8,500) were the top three, driven mainly by the Syrian refugee crisis and accounting for more than half (52 per cent) of all submissions worldwide. Syrians also constituted the largest refugee population to be submitted for resettlement by UNHCR in 2017 (37,300 or 50 per cent of all submissions). They were followed by refugees from the DRC (12,900 submissions) and Myanmar (5,300).

Based on official government statistics provided to UNHCR, 102,800 refugees³⁷ were resettled to third countries during 2017, representing a 46 per cent reduction from the 189,300 admissions reported in 2016. During the 2017 calendar year, 33,400 people were resettled to the United States, a 65 per cent drop compared with 2016 (96,900).³⁸ Other countries that admitted large numbers of resettled refugees during the year included Canada (26,600), Australia (15,100), the United Kingdom (6,200), and Sweden (3,400).

³⁷ This figure includes refugees admitted with or without UNHCR's assistance.

³⁸ During the US fiscal year 2017, 53,716 people were resettled to the United States.

³⁹ See: <http://www.jips.org/en/profiling/durable-solutions>.

Local Integration

Another durable solution for refugees is local integration. This involves a refugee finding a permanent home in the country of asylum and integrating into the local community. Local integration is a complex and gradual process comprising separate but equally important legal, economic, social, and cultural dimensions. Over time the process should lead to permanent residence rights and, in some cases, the acquisition of citizenship in the country of asylum. The objective is for integrated refugees to be able to pursue sustainable livelihoods and contribute to the economic life of the host country, and live among the host population without discrimination or exploitation. However, measuring and quantifying the degree and nature of local integration is challenging given its complexity.

A step forward in improving the available data and identifying relevant indicators to support integration analysis is the Durable Solutions Indicator Library and Analysis Guide. These tools are a result of a multi-stakeholder initiative led by the Special Rapporteur on the human rights of IDPs and coordinated by the Joint IDP Profiling Service (JIPS) to create a library of indicators that can be used to measure progress towards durable solutions. The library contains indicators on various topics relevant to integration such as livelihoods, safety and security, and participation. The library also aligns with relevant indicators used to monitor the 2030 Agenda for Sustainable Development, enabling comparative analysis of the situation of displaced populations as part of national Sustainable Development Goal reporting.³⁹

However, in the absence of agreed indicators, the acquisition of citizenship through naturalization can be used as a proxy for local integration for refugees. Even here, though, the available data on naturalized refugees tend to be uneven and incomplete given that where refugees acquired citizenship through

UNITED KINGDOM. Hilary and Jim Parle host a 72-year-old Eritrean asylum-seeker named Yonasskindis*, who was on the verge of being homeless after his original asylum request was rejected by the authorities. He is grateful to have their support while awaiting a decision on his appeal. "They are like my brother and sister,"

Yonasskindis says of Hilary and Jim.

*NAMES have been changed to protect the individuals

© UNHCR/AUBREY WADE



naturalization, countries may not distinguish between the naturalization of refugees and that of non-refugees. Thus, many gaps and challenges continue to exist in measuring local integration by the number of naturalized refugees, and the reported number of naturalized refugees in a given period is not a true reflection of local integration.

During 2017, 28 countries reported at least one naturalized refugee. The total number of newly naturalized refugees stood at 73,400, a considerable increase on the 23,000 reported in 2016 and 32,000 in 2015. The main reason for this rise was that Turkey

reported naturalizing 50,000 Syrian refugees in 2017 as opposed to none reported previously, accounting for more than two-thirds of naturalizations (68 per cent). Canada has continued a trend of declining naturalizations, with 10,500 in 2017 compared with 16,300 in 2016 and 25,900 in 2015. Other countries that reported large numbers of naturalized refugees included the Netherlands (6,600), France (3,800), and Belgium (1,900). ■

DEMOCRATIC REPUBLIC OF THE CONGO. *Mbuyu, a 25-year-old IDP in the Democratic Republic of the Congo, has her hair braided by her little sisters. Together with their mother, they fled Taba village in the south-east province of Tanganyika and got separated from their father. Violence and human rights abuses in the area have sparked this new wave of displacement in the country.*

©UNHCR/COLIN DELFOSSE



CHAPTER 4

Internally Displaced People (IDPs)

At the end of 2017, an estimated 40.0 million people were displaced within their own countries due to armed conflict, generalized violence, or human rights violations. This is the third year in a row that the global number of IDPs has decreased, declining from 40.3 million in 2016 and 40.8 million in 2015, according to estimates from the Internal Displacement Monitoring Centre (IDMC). As Figure 11 shows, the IDP population continually increased until 2015 but has decreased since then.⁴⁰ However, this total figure to some extent masks upheavals that took place in 2017, with many new large-scale displacements as well as large numbers of people returning to their homes, often under difficult circumstances.

Since the inter-agency cluster approach was introduced in January 2006, IDP statistics have been collected jointly by UNHCR and cluster members.⁴¹ The total number of IDPs, including those in IDP-like situations, reported by UNHCR offices also decreased (UNHCR's figure is lower than IDMC's global figure, as not all IDP populations received UNHCR support, assistance or protection, and in some cases different sources are used).⁴² At the end of 2017, the IDP population reported by UNHCR offices stood at 39.1 million compared with

36.6 million at the end of 2016 and 37.5 million at the end of 2015. This number comprised populations reported by 32 countries where UNHCR was engaged with IDP populations during 2017, compared with 29 countries reporting the previous year.

In 2017, Colombia remained the country with the largest IDP population [Figure 12]. According to the Government, 7.7 million IDPs were registered in Colombia, an increase of over a quarter-million from the beginning of the year, with no IDP returns or other decreases reported.⁴³

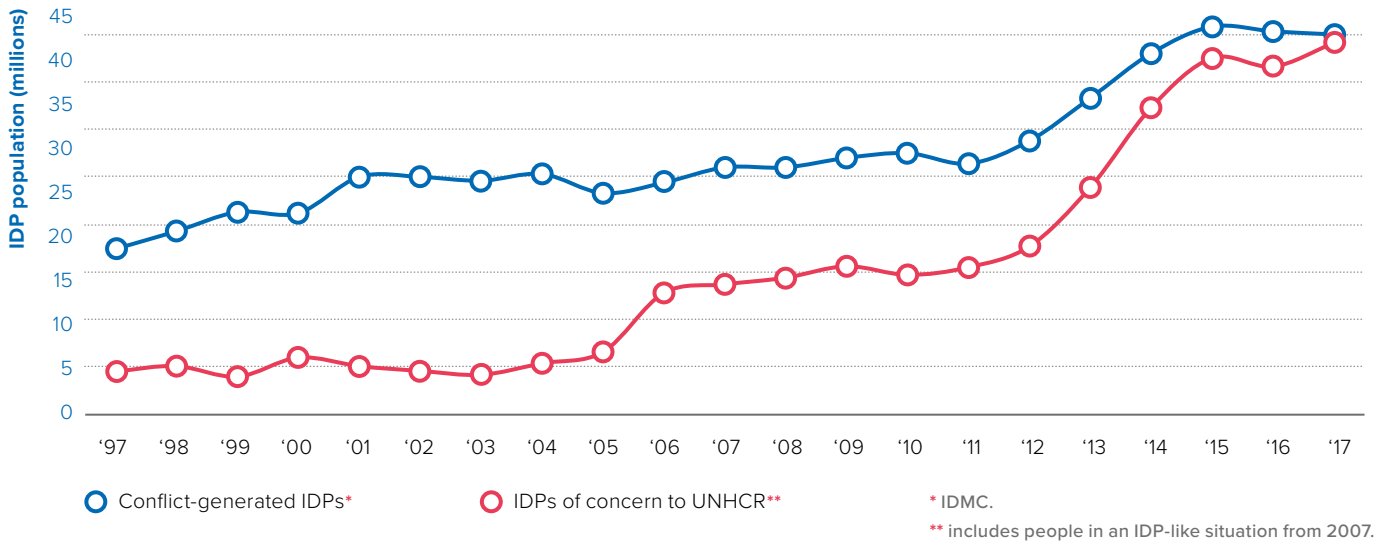
⁴⁰ For detailed statistics on global internal displacement see the IDMC website at www.internal-displacement.org.

⁴¹ In December 2005, the Inter-Agency Standing Committee endorsed the 'cluster' approach for handling situations of internal displacement. Under this arrangement, UNHCR assumes leadership responsibility and accountability for three clusters: protection, shelter, and camp coordination and camp management.

⁴² The total number of IDPs reflected in UNHCR's official statistics constitute only those individuals that are internally displaced by conflict-induced situations and are of concern to the organization. Therefore, the total number of IDPs reported in the annex tables of this report does not constitute the global number of IDPs worldwide.

⁴³ The large number of registered IDPs in Colombia comes from the total cumulative figure from the Victims' Registry, which commenced in 1985. See <http://rni.unidadvictimas.gov.co/RUV>.

Figure 11 | IDPs of concern to UNHCR vs Global number of conflict-generated IDPs | 1997-2017 (end-year)



Syria remained the country with the second-highest IDP population, despite a decrease from 6.3 million at the end of 2016 to 6.2 million at the end of 2017. However, unlike Colombia, this end-year population was the result of both increases and decreases. The protracted conflict increased the IDP population in Syria by some 2.9 million, while, at the same time, 597,200 IDPs returned to their areas of origin. In addition, 2.5 million other decreases were mainly due to statistical adjustments based on the end-year IDP population provided by the United Nations Office for the Coordination of Humanitarian Affairs.

The IDP population in the DRC continued to increase substantially from 1.6 million at the end of 2015 to 2.2 million at end-2016 and then almost doubling to 4.4 million by end-2017. The volatile security situation in the eastern provinces provoked nearly 1.9 million new displacements. Some 255,600 displaced people returned home, nearly half of them with UNHCR assistance. The situation in the DRC is described in more detail on page 36.

As in Syria, the IDP population in Iraq decreased, although it still remained large. The total Iraqi IDP population decreased by nearly 1.0 million, from 3.6 million to 2.6 million over the course of 2017. Some 1.5 million displaced people returned home, nearly half a million with UNHCR assistance. At the same time, nearly 558,300 people were newly displaced in the country.

Some 2.1 million people were internally displaced in Somalia at the end of 2017, making this the fifth-largest IDP population. The IDP population increased by some 569,300 due to new displacements.

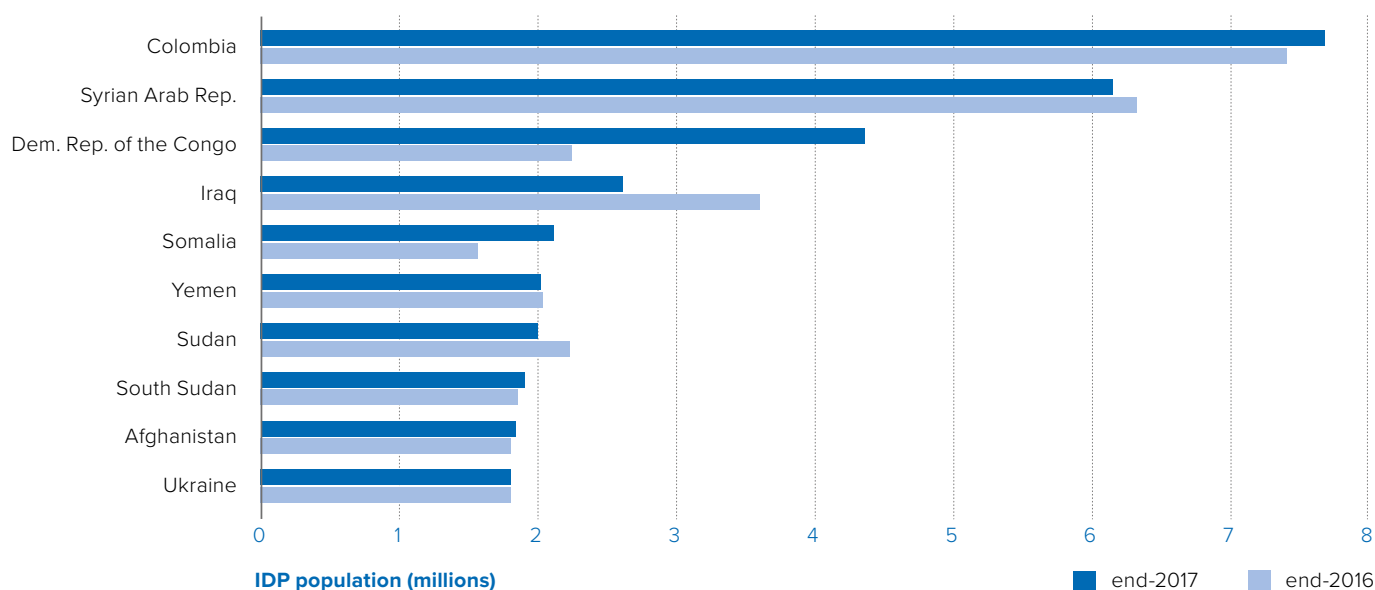
Other countries with an IDP population of over 1.0 million reported at the end of 2017 included Yemen (2.0 million), Sudan (2.0 million), South Sudan (1.9 million), Afghanistan (1.8 million), Ukraine (1.8 million), Nigeria (1.7 million), and Ethiopia (1.1 million).

Over the course of 2017, nearly 8.5 million IDPs were forced to move within their countries due to conflict and violence, according to data reported by UNHCR offices. This number is almost twice as high as in 2016 (4.9 million) and close to the record of 8.6 million people newly internally displaced in 2014. More than 2.9 million people were newly displaced in Syria, followed by the DRC (1.9 million), South Sudan (595,800), Somalia (569,300), Iraq (558,300), and the Philippines (543,000).

During 2017, the 2.9 million new displacements in Syria happened mainly because of multiple military operations in various parts of the country.⁴⁴ It included operations of Free Syrian Army factions under the banner of the Euphrates Shield, military operations in the eastern countryside of Aleppo governorate, the launch of a large-scale offensive

⁴⁴ See: https://reliefweb.int/sites/reliefweb.int/files/resources/idpmovements_jandec2017_final.pdf.

Figure 12 | Ten largest IDP populations



by the Government to exert control over towns held by militant groups, the launch of a large-scale offensive in northern rural Hama by non-State armed opposition groups, and the situation in Al-Waer and offensive of the Syrian army against militant groups in Ar-Raqqa governorate. The highest movements in terms of IDP arrivals were recorded in Idleb, Aleppo, and Ar-Raqqa.

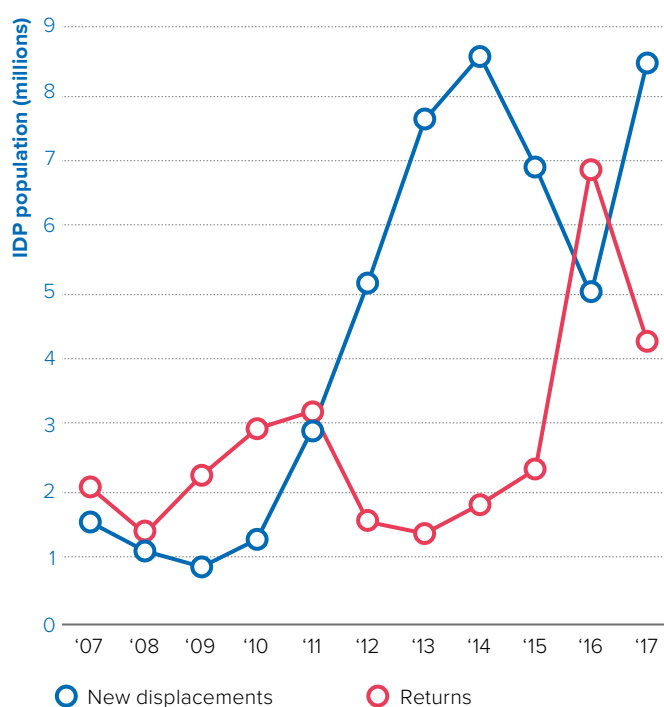
At the same time, some 4.2 million IDPs returned to their areas of origin, and the IDP population decreased by another 4.0 million for other reasons such as crossing an international border to become a refugee or due to statistical adjustments. The 4.2 million IDP returns in 2017 was lower than 2016 (6.5 million) but considerably higher than 2015 (2.3 million) [Figure 13]. Of these returns, nearly 1.7 million took place with UNHCR assistance.

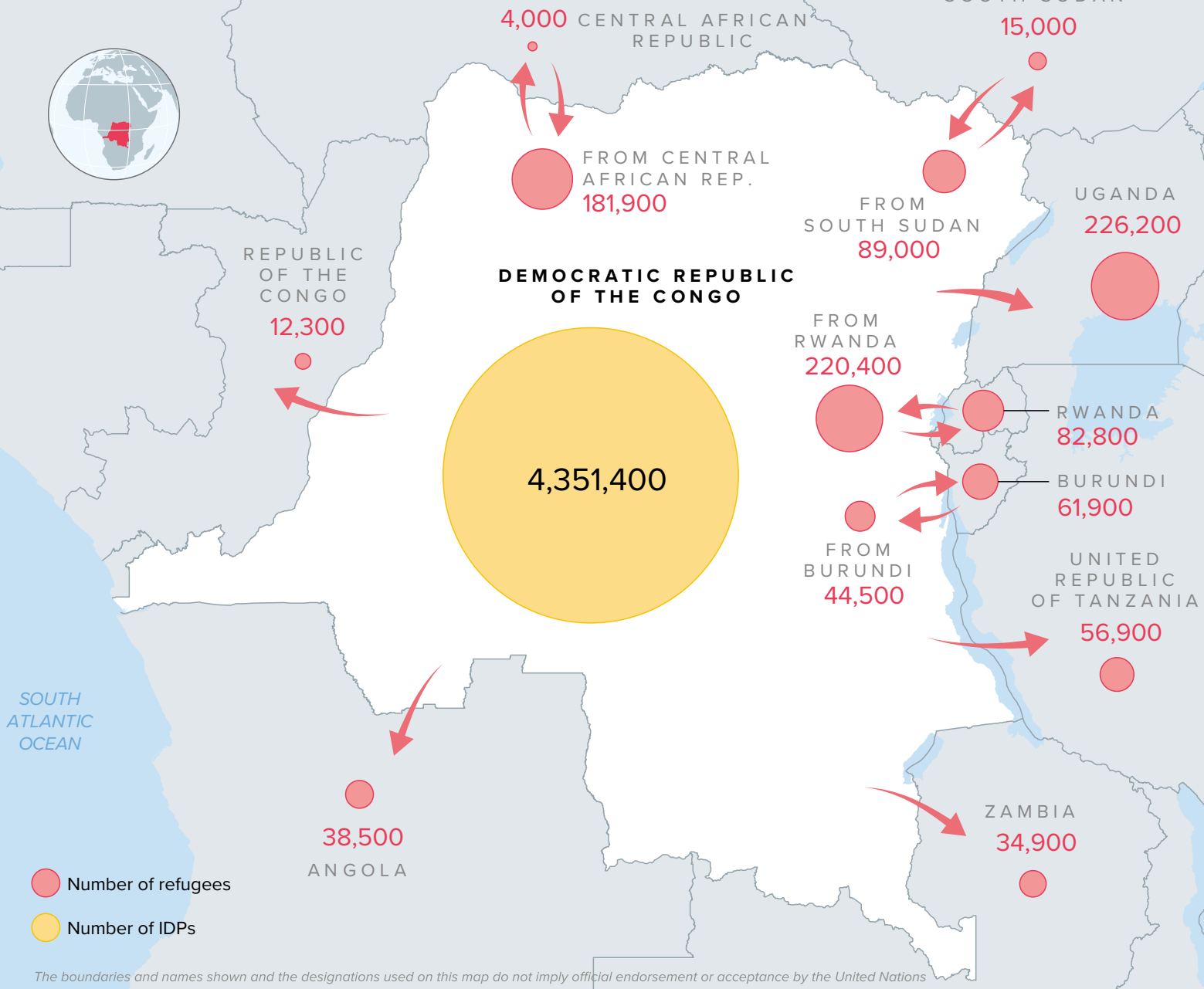
Iraq had the highest number of IDP returns (1.5 million), followed by Syria (597,200), Sudan (386,200), Nigeria (381,800), the Philippines (318,500), and Pakistan (281,600). The security situation in many of these countries remained hazardous, and thus the returns are not always indicative of durable solutions for displaced populations that remained at risk of further displacement. For example, in Iraq in November 2017, UNHCR reported that 25 per cent of families returning home from camps east of Mosul were returning to territories with ongoing conflict. Many

⁴⁵ See: <http://www.refworld.org/docid/5a0984984.html>.

families indicated that they hastened their return, fearing that they could be barred from returning to their villages later on. At the same time in Zummar (Ninewa governorate), where 21,600 people (3,600 families) had reportedly returned in October 2017, some families had not been to their villages for over three years and had no information on the condition of their property, basic services available in the area, or livelihood opportunities prior to returning.⁴⁵

Figure 13 | IDP new displacements and returns | 2007-2017





CASE STUDY:

DEMOCRATIC REPUBLIC OF THE CONGO

The situation in the DRC, already challenging, worsened dramatically in 2017 as conflict expanded into new parts of the country. Millions of civilians, particularly in North and South Kivu provinces, Tanganyika, Haut-Katanga, and the Kasai region, fled their homes for safety elsewhere within the DRC, while tens of thousands also left for neighbouring countries. Greater stability did eventually return to large parts of the Kasai region and other areas, leading to the return of IDPs in multiple areas where conflict had ceased or diminished in intensity. But in some areas returnees remained at risk of violence, while many found their homes and livelihoods destroyed.

The number of IDPs in the DRC doubled within one year from 2.2 million to 4.4 million in December 2017. [Map 2] The greatest number of newly displaced people was in North Kivu with some 460,600, bringing the total number of displaced in that province to 1.1 million.

While the majority of displacement in the DRC took place within the country, the number of refugees also grew over the course of 2017. All indications are that the newly arriving DRC refugees came from the same areas that were the sources of massive internal displacement, such as North Kivu and Kasai. At the end of 2017 there were over 620,800 Congolese refugees, mainly in other African countries. Uganda hosted the largest number with 226,200, followed by Rwanda (82,800), Burundi (61,900), Tanzania (56,900), Angola (38,500), Zambia (34,900), Congo (12,300), South Sudan (15,000), and the Central African Republic (4,000).

At the same time, the DRC also hosted over half a million refugees displaced from neighbouring countries, living mainly in remote and extremely poor border areas. The largest number were from Rwanda (220,400), who arrived largely in the 1990s, followed more recently by refugee groups from the Central African Republic (181,900), South Sudan (89,000), and Burundi (44,500). During 2017, the number of refugees in the DRC grew by some 104,400,

primarily due to a massive arrival from the Central African Republic beginning in May, adding to the continuing arrivals from South Sudan and Burundi.

The Congolese situation is mainly rural, with 97 per cent of refugees and 70 per cent of IDPs in rural locations. Similarly, 77 per cent of Congolese refugees were located in rural locations in the countries of asylum, for the most part in the neighbouring border areas. Three-quarters of the Congolese refugee population were women and children, with nearly 54 per cent children.

UNHCR launched a Regional Refugee Response Plan for the DRC situation (Regional RRP) in March 2018, in view of the complex situation and the growing number of refugees. The Regional RRP presented the needs of 31 partners totalling US\$ 509 million. It calls upon the international community, from governments to humanitarian and development actors, to demonstrate stronger commitment to addressing the situation facing the DRC today, including ensuring adequate resources and collaboration so that humanitarian assistance can be delivered. This must be complemented by a solutions-oriented approach and development activities that benefit the displaced and host communities alike. ■

DEMOCRATIC REPUBLIC OF THE CONGO. *The plight of these refugee women and children is masked by the sunset as they head towards their camp in Lusenda, in South Kivu Province.*

© UNHCR/EDUARDO SOTERAS JALIL





GERMANY. Ahmed, 37, applied for asylum in Germany in 2015 and now proudly serves with the voluntary fire brigade of Fuerstenwalde, a small town in Brandenburg. Ahmed was born in Somalia but spent most of his life in Yemen, where he volunteered with the Yemen Red Crescent Society.

CHAPTER 5

Asylum-Seekers

This chapter presents the main trends in asylum applications and decisions in 2017.⁴⁶ During the year, there were an estimated 1.9 million claims for asylum lodged with States or UNHCR in 162 countries or territories.^{47,48} This is a reduction compared with 2016 and 2015, when 2.2 million and 2.5 million claims were submitted, respectively, although still higher than 2014 when 1.7 million claims were reported [Table 2]. Out of the provisional total of 1.9 million claims, 1.7 million were initial applications lodged in ‘first instance’ procedures.⁴⁹ The remaining 236,700 claims were submitted at second instance, including with courts or other appellate bodies.⁵⁰ The number of asylum-seekers with pending claims whose refugee status has yet to be determined at the end of 2017 increased to 3.1 million people from 2.8 million at the end of 2016.

Where refugee status determination is undertaken by UNHCR, 263,400 individual asylum applications were registered by UNHCR offices [Table 2]. Out of these, 252,100 were new applications, and the rest

⁴⁶ This section does not include information on mass influxes of refugees, nor on those recognized as refugees on a group or prima facie basis.

⁴⁷ Because some countries have not yet released all of their national asylum data at the time of writing, this figure is likely to be revised later this year. It should be noted that South Africa is yet to submit national asylum data.

⁴⁸ Analysis of global levels and by country of asylum is based on individuals, with cases multiplied by the average number of persons per case. Analysis by country of origin is based on individuals and cases as reported by the country of asylum, since inflation factors are not available by country of origin.

⁴⁹ The data for some countries may include a significant number of repeat claims, i.e. the applicant has submitted at least one previous application in the same or another country.

⁵⁰ Statistical information on outcomes of asylum appeals and court proceedings is under-reported in UNHCR’s statistics, particularly in industrialized countries, because this type of data is often either not collected by States or not published openly.

Table 2 | **New and appeal applications registered** | 2012-2017*

	2012	2013	2014	2015	2016	2017
States	781,400	870,700	1,401,700	2,063,900	1,941,700	1,661,500
UNHCR	125,500	203,200	245,700	269,400	208,100	263,400
Jointly**	22,800	5,800	12,900	17,800	26,300	24,300
Total	929,700	1,079,700	1,660,300	2,351,100	2,176,100	1,949,100
% UNHCR only	13	19	15	11	10	14

* Provisional figures.

** Refers to refugee status determination conducted jointly by UNHCR and governments.

were appeal or review applications. While the number of applications is still below the high seen in 2014, it represents a 28 per cent increase compared with 2016.

New Individual Asylum Applications Registered⁵¹

By receiving country⁵²

The United States of America was the largest recipient of new asylum applications, with 331,700 lodged in 2017 [Figure 14].⁵³ This represents a 27 per cent increase from 2016 (262,000) and nearly double the number in 2015 (172,700), and is consistent with a steadily increasing number of asylum claims in the United States of America since 2013.

In the United States of America, the trend of increasing asylum claims from people originating from the North of Central America (NCA)⁵⁴ also continued. Similar to last year, applicants from the NCA made up 43 per cent of all claims, and the number of claims increased by 44 per cent, reaching levels not seen since the 1980s. Salvadorans made up the largest nationality of applicants with 49,500 claims, almost half again as much as the 33,600 submitted in 2016. Guatemalans and Hondurans were the next largest groups with 35,300 and 28,800 claims in 2017, respectively. Claims from Venezuelans increased by 63 per cent to 29,900, reflecting the challenging conditions in the country. Other nationalities from which there were more than 5,000 claims in 2017 were Mexico (26,100), China (17,400), Haiti (8,600), and India (7,400). Altogether claims were received from nationals from 168 countries.

Germany was no longer the largest recipient of new asylum applications, witnessing a sharp decline in applications from the previous two years. In 2017, 198,300 new applications were registered, a 73 per cent decline from the 722,400 claims in 2016 and less than half the number in 2015 (441,900). As in previous years, the largest number of asylum claims were from Syrians with 49,000 applications, less than one-fifth of the 266,300 claims received in 2016. While in 2016 claims from Syrians had represented 37 per cent of all claims, in 2017 this proportion declined to 25 per cent. In contrast to 2016, more Iraqis (21,900) applied for asylum in 2017 than Afghans (16,400). Applications from Iraqis declined 77 per cent compared with 2016, and applications from Afghans by 87 per cent. Other nationalities with significant numbers of new asylum-seekers in Germany were Eritrea (10,200), the Islamic Republic of Iran (8,600), Turkey (8,000), Nigeria (7,800), and Somalia (6,800).

Italy remained the third-largest recipient of asylum claims in 2017 with 126,500 new applications, a small increase compared with 123,000 in 2016. As previously, Nigerians were the most common nationality applying for asylum with 25,100 applications, a small decline on the 27,100 in 2016. The next most common country of origin was Bangladesh with 12,200 applications – almost twice

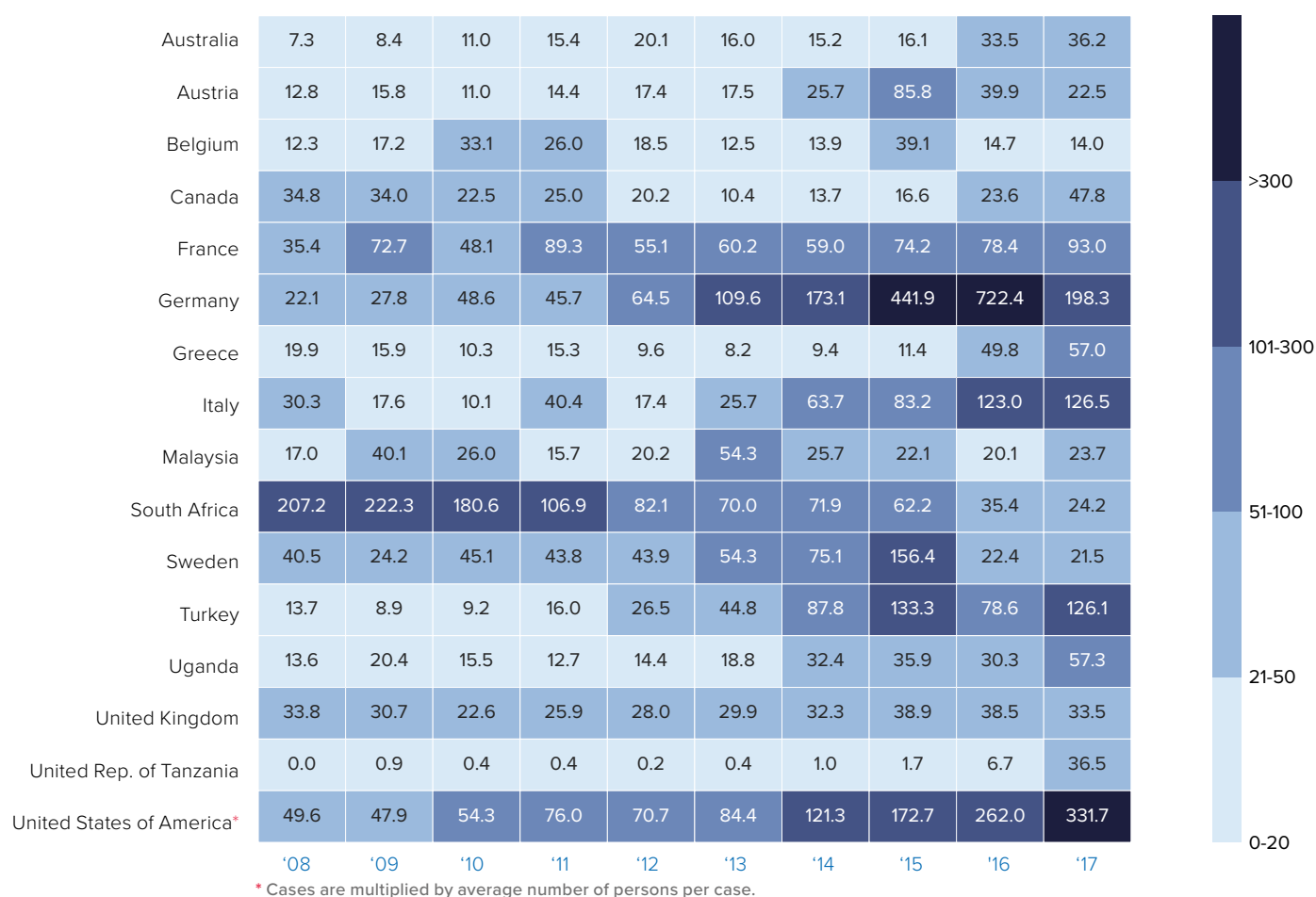
⁵¹ Figures quoted in this section relate to new asylum applications lodged at the first instance. Appeal, court, repeat, or re-opened applications are excluded to the extent possible.

⁵² The number of applications reported for a country is based on individuals, with cases multiplied by an inflation factor when provided. Any further analysis by country of origin is based on individuals and cases, as inflation factors are not provided by country of origin.

⁵³ Estimated number of individuals based on the number of new cases (138,800) and multiplied by 1.5 to reflect the average number of individuals per case (Source: US Department of Homeland Security); and number of new 'defensive' asylum requests lodged with the Executive Office of Immigration Review (123,400, reported by individuals).

⁵⁴ El Salvador, Guatemala, Honduras.

Figure 14 | Main countries of asylum for new asylum-seekers | 2008-2017 (in thousands)



the 6,700 applications registered in 2016. Other new asylum-seekers originated from Pakistan (9,400), the Gambia (8,700), Côte d'Ivoire (8,400), Senegal (8,300), Guinea (7,900), Mali (7,500), and Eritrea (6,300). Altogether, applicants from countries in West Africa accounted for over 61 per cent of all applications.

In Turkey, Syrians receive protection under the country's Temporary Protection Regulation through a registration process, with 681,000 new registrations in 2017. People of other nationalities seeking protection in Turkey, in contrast, must undergo an individual refugee status determination procedure with the Turkish Government. As per UNHCR data, these applications amounted to 126,100 claims, compared with the 78,600 claims recorded in 2016, making Turkey the fourth-largest recipient of new asylum applications. Afghans remained the most common nationality to submit asylum applications with 67,400, almost double the number in 2016 (34,800), followed by Iraqis (44,500) and Iranians (9,200) – accounting for 96 per cent of all new asylum applications in Turkey in 2017.

During 2017, there were 93,000 new individual asylum applications registered in France which remained the fifth-largest recipient of claims with a 19 per cent increase from the previous year (78,400). As in 2016, Albania was the most common country of origin with 11,400 claims, compared with 6,900 in 2016 and 3,200 in 2015. The next most common nationality was Afghans (6,600), followed by Syrians (5,800), and Haitians (5,600).

Uganda received the sixth-largest number of new individual asylum claims with 57,300 registered compared with 30,300 in 2016, in addition to the 459,600 new refugees recognized on a group basis.⁵⁵ As in 2016, applicants from the DRC made up the largest national group by far with 39,500

⁵⁵ The Government of Uganda grants protection through different modalities depending on nationality of asylum-seeker and their point of entry. Of particular note, *prima facie* recognition for Burundians ceased as of 1 June 2017, and since then all Burundian asylum-seekers must submit an individual asylum application. Congolese asylum-seekers who arrive through main border or collection points receive protection on a *prima facie* basis, while those who present in settlements or in Kampala must submit an individual asylum application. All South Sudanese new arrivals are registered as refugees on a *prima facie* basis.

Table 3 | **New asylum claims registered in UNHCR offices with more than 10,000 claims*** | 2013-2017

	2013	2014	2015	2016	2017
Turkey	44,800	87,800	133,300	78,600	126,100
Egypt**	10,800	10,000	21,100	28,500	27,800
Malaysia	53,600	25,700	22,100	20,100	23,700
Jordan	6,700	29,100	19,400	12,000	10,600

* Excluding appeal and review claims.

** Includes appeal claims in 2013.

applications, more than three times the number in 2016 (11,900). Most asylum claims were received from nationals from central and eastern Africa including Somalis (6,800), Burundians (5,000), and Eritreans (3,300).

There were 57,000 new individual asylum applications in Greece during the course of 2017, a 15 per cent increase from 2016 and more than five times the number lodged in 2015 (11,400). Syrians submitted the most applications with 16,300, a decrease from the 26,600 claims registered in 2016. However, asylum claims submitted by Pakistanis (8,300), Iraqis (7,900), and Afghans (7,500) all increased considerably compared with 2016 when 4,400, 4,800 and 4,300 claims were received, respectively.

Canada was the ninth-largest recipient of asylum claims with 47,800 registered in 2017, more than double the 23,600 claims registered in 2016. The largest number was submitted by nationals of Haiti (7,300) followed by Nigeria (5,500), Turkey (2,200), and the United States of America (2,100). The increased number of nationals of the United States applying for asylum in Canada is mainly composed of USA-born children of third-country nationals who were living in the United States, prior to claiming protection in Canada.

Finally, Tanzania received 36,500 individual asylum claims in 2017. As with Uganda and Turkey, individual claims were recorded in addition to substantial group registration. In the case of Tanzania, there were also 22,500 refugees recognized on a group basis. Two neighbouring countries of origin accounted for nearly the entirety of new asylum claims: Burundi with 24,300 claims and the DRC with 12,200.

In certain countries, refugee status determination is carried out by UNHCR, under its mandate. UNHCR offices registered a significant proportion of individual asylum claims in 2017, and countries receiving the most claims were the same as in 2016.

The office in Turkey has continued to receive the most new requests, with numbers increasing to levels similar to 2015 after a drop in 2016 [Table 3]. The UNHCR office in Egypt received the next highest number of new applications with 27,800, followed by Malaysia (23,700), Jordan (10,600), and Syria (9,900).

By nationality

For the first time since 2013, Syria was not the most common country of origin for new asylum-seekers [Figure 15]. The highest number of asylum claims filed by individuals were from nationals of Afghanistan who submitted 124,900 claims in 80 different countries, although this number is considerably lower than those submitted in 2016 (237,800) and 2015 (271,100). As in 2016, Turkey received the most claims with 67,400 registered, replacing Germany, which received 16,400 claims compared with 127,000 in 2016. In contrast to 2016, Greece was the third most common recipient of claims from Afghans with 7,500, followed by France (6,600) and India (4,500). Austria and Hungary both saw sharp declines in claims submitted by Afghan nationals, from 11,500 and 10,800 in 2016 to 3,500 and 1,200 in 2017, respectively. Pakistan (2,200) and the United Kingdom (1,900) also continued to receive new Afghan claims for asylum.

Overall, only about half of substantive asylum decisions for new applications for Afghan nationals granted them protection, known as the Total Protection Rate (TPR),⁵⁶ and the protection rates varied widely between countries. In Germany, the TPR was under half (47 per cent) for all forms of

⁵⁶ UNHCR uses two rates to compute the proportion of refugee claims accepted. The Refugee Recognition Rate is the proportion of asylum-seekers accorded refugee status out of the total number of substantive decisions (Convention status, complementary protection, and rejected cases). The Total Protection Rate is the proportion of asylum-seekers accorded refugee status or a complementary form of protection by the total number of substantive decisions (formerly referred to as Total Recognition Rate or TRR). Non-substantive decisions are, to the extent possible, excluded from both calculations. For the purposes of global comparability, UNHCR uses only these two rates and does not report rates calculated by national authorities.

Figure 15 | Main countries of origin for new asylum-seekers | 2008-2017 (in thousands)

Afghanistan	29.7	41.7	37.0	45.3	60.6	50.2	73.4	271.1	237.8	124.9	
Albania	2.1	2.6	2.3	3.5	7.8	11.4	17.2	67.4	30.1	23.3	
Dem. Rep. of the Congo	33.1	31.4	35.6	34.8	54.6	60.7	48.1	54.8	60.7	104.7	
El Salvador	3.6	3.2	1.8	2.0	1.8	6.6	11.6	22.7	42.9	59.4	
Eritrea	63.0	44.0	24.2	24.6	30.7	34.9	60.0	60.3	57.4	49.8	
Ethiopia	25.7	42.9	17.4	29.9	28.4	29.1	30.3	28.2	38.2	25.2	
Guatemala	2.2	2.1	1.3	2.0	1.8	5.1	9.2	16.7	26.7	36.3	
Honduras	1.4	1.5	0.9	1.0	1.1	4.0	8.0	16.4	24.9	34.9	
Iran (Islamic Rep. of)	12.4	14.2	16.5	21.5	22.6	23.2	22.5	42.4	61.8	35.1	
Iraq	49.8	29.1	27.6	30.3	26.5	46.0	99.8	208.6	185.1	113.5	
Myanmar	18.4	48.7	28.3	18.4	23.2	57.8	28.0	24.0	19.7	21.7	
Nigeria	15.4	18.1	12.6	19.1	20.8	23.8	32.0	43.6	56.4	52.0	
Pakistan	19.8	15.8	14.8	23.8	30.2	33.7	35.0	57.6	58.5	43.4	
Somalia	52.8	38.8	35.6	37.1	30.4	35.5	41.1	35.2	37.1	31.0	
Syrian Arab Rep.	5.8	5.7	7.7	12.6	32.0	66.1	170.0	409.3	347.6	117.1	
Venezuela (Bolivarian Rep. of)	1.0	0.8	0.8	1.0	0.9	1.1	4.1	10.2	34.2	111.6	
Ukraine	1.6	1.4	1.5	1.5	1.6	1.5	288.6	175.7	38.5	31.9	
	'08	'09	'10	'11	'12	'13	'14	'15	'16	'17	

protection. Among other countries where more than 1,000 substantive decisions were made, the TPR varied from over 80 per cent in Australia, Austria, France, Italy, and Switzerland to under 20 per cent in Bulgaria, Denmark, and Norway.

Syria was the next most common country of origin with 117,100 new claims in 104 countries in 2017, mostly in Europe. This is a sharp decline from the numbers witnessed in 2016 (347,600) and 2015 (409,300). The new individual claims were in addition to new arrivals in countries where Syrians receive recognition on a prima facie or group basis such as Jordan and Lebanon; or in Turkey, where they were granted protection under the country's Temporary Protection Regulation.

Germany continued to receive the most claims from Syrians with 49,000 registered, less than one-fifth of the 266,300 registered last year. As in 2016, Greece received the second-largest number of claims (16,300) followed by Austria (7,300), France (5,800), Sweden (4,600), and Spain (4,300). In all of these

countries, the number of asylum claims from Syrians was lower than the previous year. Hungary saw a particularly sharp decline, from 4,700 such claims in 2016 to 500 in 2017. In contrast to decisions on applications from Afghans, those from Syrians almost always resulted in some form of protection. Globally, the TPR for new applications stood at 99 per cent. Among countries where more than 1,000 decisions were made on new claims, the TPR varied from almost 100 per cent in Germany (for all forms of protection) to 92 per cent in Belgium with the exception of the Netherlands, which had a TPR of 80 per cent.

As in 2016, the third most common country of origin for new asylum applications was Iraq with 113,500 claims, a decrease from 2016 (185,100) and 2015 (208,600). Turkey continued to be the country that received the most asylum applications from Iraqis, with 44,500 claims. Germany received 21,900 claims – about a quarter of those registered in 2016. As happened in 2016 for the first time, Jordan and Syria again recorded Iraqi claims for asylum with 5,700

Table 4 | **Substantive decisions taken** | 2013-2017*

	2013	2014	2015	2016	2017
States	590,200	941,800	1,086,400	1,408,500	1,395,000
UNHCR	72,100	99,600	91,600	83,400	87,400
Jointly**	500	4,400	6,400	6,000	4,300
Total	662,800	1,045,800	1,183,400	1,498,000	1,486,600
UNHCR only (%)	11	10	8	6	6

* Provisional figures.

** Refers to refugee status determination conducted jointly by UNHCR and governments.

and 9,600, respectively. Elsewhere, Greece received 7,900 claims, followed by the United Kingdom (3,300), Romania (2,700), and France (2,400).

As with Afghans, the TPR for Iraqis on new applications was also variable, although globally it stood at 65 per cent. In countries with more than 1,000 decisions, the TPR varied from over 80 per cent in Austria and France to 40 per cent or less in Belgium, Finland, and Sweden.

Venezuelans comprised the fourth-largest nationality of all new asylum claims in 2017 with 111,600 registered, compared with 34,200 in 2016 and 10,200 in 2015. The background and challenges in statistical reporting are described in the Text Box on p.46. The most claims were submitted in Peru, which registered 33,100, closely followed by 30,000 claims submitted in the United States of America. Other countries that received significant numbers of claims from Venezuelans included Brazil (17,900), Spain (10,600), Panama (4,400), Mexico (4,000), and Costa Rica (3,200).

As in 2016, the fifth most common country of origin was the DRC, with 104,700 asylum applications compared with 60,700 claims in 2016. The recipient of the largest number of claims was Uganda, in addition to many Congolese refugees recognized on a group basis. Other countries that received large numbers of claims from Congolese nationals were all in the region, aside from 3,800 claims in France, and included Zambia (17,000), Tanzania (12,200), Kenya (7,000), Burundi (6,600), South Africa (4,800), and Malawi (4,100).

Significant numbers of new claims for asylum also were received from people from El Salvador (59,400), Nigeria (52,000), Eritrea (49,800), Guatemala (36,300), Islamic Republic of Iran (35,100), and Honduras (34,900).

All figures in this section should be considered indicative, because the country of origin for some asylum-seekers is unknown or undisclosed by some States. Data may include instances of double counting, as some people are likely to have applied for asylum in more than one country. In addition, instances of double counting may include cases under the European Union's Emergency Relocation Mechanism.⁵⁷

Decisions

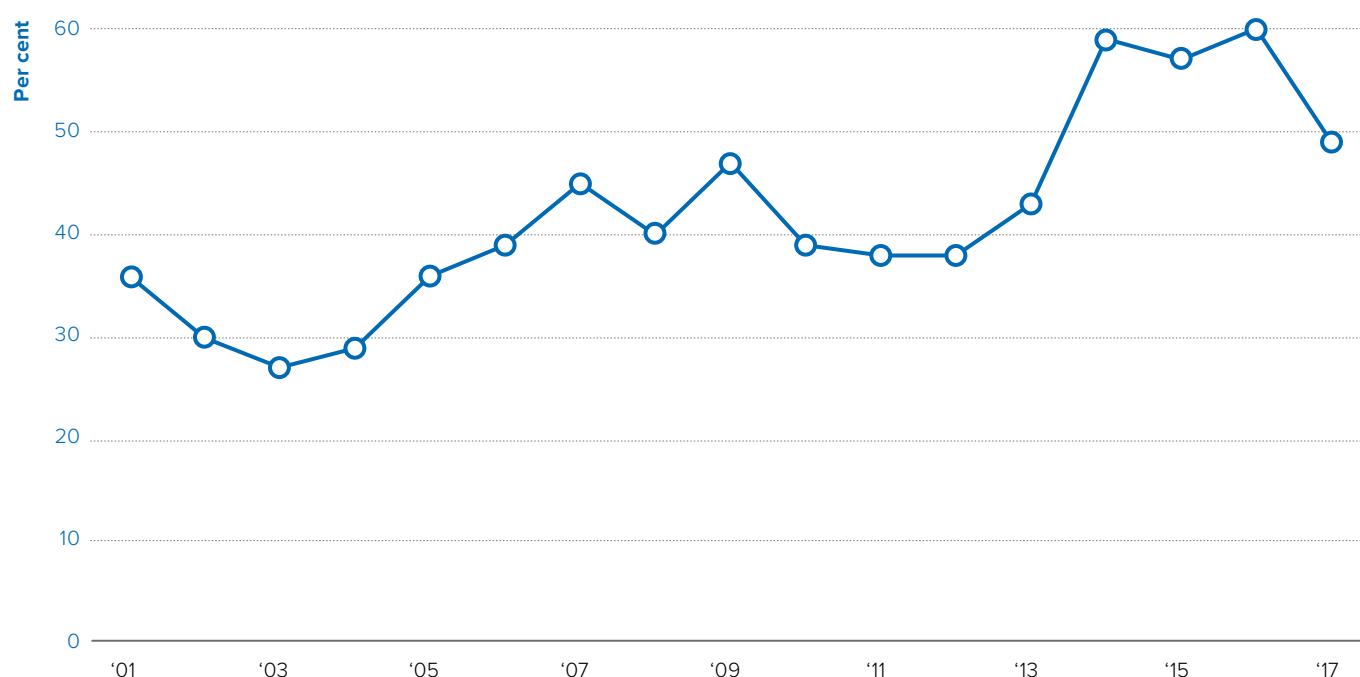
Provisional figures indicate that States and UNHCR rendered 1.5 million decisions on individual asylum applications – new, on appeal, or repeat – during 2017 [Table 4], a small decrease from the record high of 2016.⁵⁸ These figures do not include cases closed for administrative reasons with no decision issued to applicants,⁵⁹ of which 520,700 were reported in 2017.

Of the total substantive decisions taken, UNHCR staff adjudicated 87,400 or 6 per cent, the same as the previous year. Data relating to individual decisions are incomplete, however, as a few States have not yet released all of their official statistics. Thus, there are likely to be additional substantive decisions that have been taken by States in 2017, figures on which will be updated later.

⁵⁷ Asylum-seekers of nationalities that have at least a 75 per cent recognition rate at first instance across the EU (based on the latest Eurostat quarterly statistics) are eligible for relocation from Greece and Italy. Under this scheme, which was adopted in September 2015, 66,400 asylum-seekers were originally foreseen to be relocated from Greece and 39,600 from Italy. In 2017, about 22,300 people were relocated from Greece and Italy to other EU countries and certain member States of the European Free Trade Association. See <https://data2.unhcr.org/en/documents/details/62510> for details on individual countries.

⁵⁸ Refers to decisions taken at all levels in the asylum procedure.

⁵⁹ Also referred to as 'non-substantive' decisions, which may result from the death of the applicant, no-show for interview, withdrawal of the application, abandonment of the claim, or the determination that another country is responsible for the claim ('Dublin II' procedure), among other factors.

Figure 16 | **Global Total Protection Rates** | 2001-2017

Based on the available data, 732,500 asylum-seekers were granted some form of protection in 2017, with 484,000 recognized as refugees and 248,500 granted a complementary form of protection. This was a decrease from 2016 when 899,600 positive decisions were rendered but still higher than previous years, with 681,300 positive decisions in 2015 and 615,000 in 2014. About 754,100 claims were rejected on substantive grounds, a number that included negative decisions at the first instance and on appeal. Asylum-seekers rejected at both first and appeal instances may be reported twice, depending on the methods used by governments for reporting decisions on individual asylum applications.

At the global level (UNHCR and State asylum procedures combined), the TPR was 49 per cent – i.e. the percentage of substantive decisions that resulted in any form of international protection. This rate is substantially lower than in 2016 when it stood at 60 per cent but still higher than in years prior to 2014 [Figure 16]. At this time, global rates are indicative, as some States have not yet reported the relevant data. Among countries of asylum with more than 1,000 substantive decisions, protection rates vary greatly, and some countries had very low figures: Gabon, Israel, Japan, Pakistan, and Republic of Korea all had a TPR of below 10 per cent. Japan stands out as having a particularly low TPR with

under 100 positive decisions out of 12,900 decisions made, resulting in a TPR of under 1 per cent.

Pending Claims

There were 3.1 million asylum-seekers with pending claims at the end of 2017, a substantial increase on the 2.8 million individuals awaiting decisions the previous year and a continuation of an increasing trend over recent years.

The largest asylum-seeker population at the end of 2017 was in the United States of America, where pending claims have continued to increase with 642,700 people, 44 per cent more than in 2016 (446,500). The increase in the asylum-seeker population was mainly a consequence of the relatively low number of decisions made on cases during the year. Although the United States received the most asylum applications in 2017, it made only 65,600 substantive decisions, fewer than Germany, France, Italy, Sweden, and Uganda.

In Germany, the asylum-seeker population declined by 27 per cent from 587,300 at the end of 2016 to 429,300 at the end of 2017, thanks to the processing of the backlog of applications. As in 2016, Germany made the most substantive decisions of any country by a large margin with 573,600 decisions in 2017.

VENEZUELA SITUATION

In the past few years, the complex socioeconomic and political situation in the Bolivarian Republic of Venezuela has caused more than 1.5 million Venezuelans to move to neighbouring countries and beyond. Their primary destinations were Brazil, Colombia, Costa Rica, Mexico, Peru, Spain, and the United States of America. According to figures provided by host governments, more than 166,000 Venezuelans lodged new asylum claims since the beginning of 2015, three quarters of which were in 2017. By early 2018, over 500,000 Venezuelans had accessed alternative legal forms of stay under national or regional frameworks, including in Argentina, Brazil, Chile, Colombia, Ecuador, Peru, and Uruguay.⁶⁰ However, the majority find themselves in irregular situations. Without access to a legal status, they are at a higher risk of violence, exploitation, sexual abuse, trafficking, and discrimination. While the responses of States were generous, host communities receiving Venezuelans were also under increasing strain as they sought to

extend assistance and services to those arriving. UNHCR is working with governments and other partners across Latin America and the Caribbean to establish a coordinated and comprehensive response to the Venezuela situation. Assessments, profiling, and protection monitoring enabled better understanding of the humanitarian and international protection needs of Venezuelans exiting their country. In addition, UNHCR scaled up its presence in border areas and worked to strengthen asylum and registration systems throughout the region. The Office is engaged in community-based protection approaches and provision of assistance to the most vulnerable. With the support of authorities, partners, and host communities, awareness and solidarity campaigns are being rolled out to combat discrimination and xenophobia. ■

⁶⁰ This figure is based on operational data and includes the beginning of 2018. Countries in the region reported 345,600 Venezuelans in the 'others of concern' category [see Chapter 7].

Turkey also continued to host an increasing asylum-seeker population with 308,900 pending claims at the end of 2017, an increase of 26 per cent over 2016.⁶¹ This figure does not include Syrians who are protected under the country's Temporary Protection Regulation and do not undergo individual refugee status determination.

Other countries with more than 50,000 asylum claims pending at the end of 2017 included South Africa (191,300), Italy (186,600), Brazil (85,700), France (63,100), Egypt (56,600), Kenya (56,500), Austria (56,300), Canada (51,900), and Sweden (51,600). Peru is also noteworthy, as the asylum-seeker population increased over eight times from 4,500 at the end of 2016 to 37,800 at the end of 2017, mainly due to the large number of pending claims from Venezuelans.

Similar to the previous couple of years, asylum-seekers from Afghanistan constituted the largest nationality of origin, with 334,000 pending claims at the end of 2017 compared with 369,000 the previous year. Iraqi asylum-seekers continued to be the second most common nationality and also decreased slightly from 278,300 at end-2016 to

272,600 at end-2017. Of particular note in 2017 has been the increase in Venezuelan asylum-seekers, more than trebling from 45,100 in the previous year to 148,000 by end-2017. Asylum-seekers from Syria have continued to decline, reaching 146,700 at the end of 2017 compared with 184,200 in 2016. Other countries of origin with significant numbers of asylum-seekers awaiting decisions were the DRC (136,200), Ethiopia (133,700), El Salvador (104,900), Nigeria (91,900), China (89,500), and Mexico (85,100). Despite improved statistical reporting on pending asylum applications, the actual number of undecided asylum cases is unknown, as some countries do not report this information. ■

⁶¹ UNHCR in Turkey is supporting the national asylum authority responsible for registration and status determination procedures in line with the national legislation and is conducting refugee status determination for the purpose of resettlement.

BRAZIL. *This Venezuelan family fled across the border to Boa Vista, Brazil. Many such families are arriving in vulnerable conditions, requiring shelter, food and health care, which are being provided by the Government, UNHCR and partners.*

© UNHCR/REYNESSON DAMASCENO



UNACCOMPANIED AND SEPARATED CHILDREN

Children separated from their parents and families because of conflict, forced displacement, or natural disasters are among the most vulnerable. It is imperative that governments and agencies collect data to identify these children and assist them. However, data availability on displaced unaccompanied and separated children is limited, and not all countries report these data, including countries with significant numbers of asylum claims such as South Africa and the United States of America.

For the first time, UNHCR began reporting on the number of unaccompanied and separated children who are registered as refugees. To date, reporting has been only on asylum applications, and unfortunately these data are reported in only a minority of countries. While efforts are being made, including with partner agencies such as UNICEF, to improve data on displaced children,⁶² current available data significantly underestimate numbers of both asylum-seeking and refugee unaccompanied and separated children.

Asylum applications

Provisional data indicated that 45,500 unaccompanied and separated children sought asylum on an individual basis in 2017, with 67 countries reporting at least one such application. This number, while known to be an underestimate due to under-reporting, was lower than in 2016 when 75,000 were reported and in 2015 (98,400). Nevertheless, it was more than double the 34,300 applications from unaccompanied and separated children reported in 2014. Most applications were from children aged 15 to 17 (33,300), but a substantial minority of applications (12,200) were from unaccompanied and separated children aged 14 or younger.

The number of claims from unaccompanied and separated children in 2017 was the greatest in Italy with

9,900 claims, a 68 per cent increase from 2016 when 5,900 claims were registered. The number of unaccompanied and separated children arriving by sea in that country was estimated at 15,800 in 2017, some 91 per cent of all children.⁶³ Thus, in 2017 a significantly larger proportion of unaccompanied and separated children arriving by sea in Italy submitted applications for asylum than in 2016, when an estimated 25,900 unaccompanied and separated children arrived. The greatest number of applications came from children from Gambia with 2,100 claims, followed by Nigeria (1,200), Bangladesh (1,100), Guinea (1,000), Senegal (900), Mali (800) and Côte d'Ivoire (800), Eritrea (600), Ghana (400), and Pakistan (200).

Germany received 9,100 claims from unaccompanied and separated children in 2017, just over a quarter of the number in 2016 when it received the most claims with 35,900. As in 2016, Afghan children submitted the most claims (2,200), but this is considerably lower than 2016 (15,000). The next most common nationalities were Eritrean (1,500), Somali (1,200), Guinean (900), Syrian (700), Iraqi (500), and Gambian (400).

Unaccompanied and separated children submitted 2,700 claims in Egypt in 2017, almost double the number submitted in 2016 (1,500). The majority of these claims were from Eritrean children (1,500) as well as Ethiopian (400), Somali (300), South Sudanese (200), and Sudanese children (100). Other countries with 1,000 or more claims from unaccompanied and separated children in 2017 included Sweden (2,700), Turkey (2,300), Greece (2,300), United Kingdom (2,200), Tanzania (2,100), Austria (1,400), France (1,200), Zambia (1,100) and the Netherlands (1,100).

⁶² See: <https://data.unicef.org/resources/call-action-protecting-children-move-starts-better-data/>.

⁶³ See: <https://data2.unhcr.org/en/situations/mediterranean/location/5205>.

Looking at country of origin, claims from unaccompanied and separated Afghan children were the most common (8,800) in 2017, about a quarter of the number in 2016 (26,700). The next most common country of origin was Eritrea (4,800) followed by the DRC (3,100), Gambia (2,600), Guinea (2,500), Somalia (2,400), Iraq (2,100), Pakistan (1,900), Syria (1,800), Nigeria (1,500), Bangladesh (1,300), Ethiopia (1,200), and Côte d'Ivoire (1,100).

Registered refugees and asylum-seekers

For the first time, UNHCR operations reported on the number of unaccompanied and separated children, and in the future this data collection will be extended to reporting by governments. A total of 138,700 unaccompanied and separated child refugees were reported in 2017 by 63 operations where UNHCR maintains its registration database.

The largest number of unaccompanied and separated child refugees and asylum-seekers was reported in Ethiopia with 43,300 children, representing 9 per cent of the entire child refugee population there. Most of these came from South Sudan (30,100), where children accounted for two-thirds of the refugee population; of these, unaccompanied and separated children comprised 9 per cent. In addition, there were 6,300 unaccompanied and separated refugee children from Somalia, 5,600 from Eritrea, and 1,200 from Sudan.

Kenya reported 18,300 unaccompanied and separated refugee children in 2017. As with Ethiopia, most of these originated from South Sudan (12,200), followed by Somalia (2,200), the DRC (1,500), and Sudan (1,400). In Sudan, 12,400 unaccompanied and separated children were reported. Again, South Sudan was the country of origin for the majority of these children with 10,700 registered, in addition to 1,500 from Eritrea. Tanzania reported 10,200

children with 7,900 from Burundi and 2,300 from the DRC. Other countries with high numbers of unaccompanied and separated child refugees reported included Cameroon (8,600), South Sudan (6,600), Egypt (4,300), Bangladesh (4,000), Jordan (3,900), Lebanon (3,700), Turkey (3,700),⁶⁴ and Chad (3,200).

Unaccompanied and separated children from South Sudan (54,600) accounted for 39 per cent of such children registered with UNHCR. This was due to both the high proportion of children in the South Sudanese refugee population (64 per cent) and the relatively high proportion of these children who were unaccompanied and separated (11 per cent). Other countries of origin for unaccompanied and separated child refugees in 2017 included Burundi (10,700), the DRC (10,200), Sudan (9,900) and Syria (9,900), Somalia (9,500), Central Africa Republic (9,300), Eritrea (8,700), and Myanmar (5,100). ■

⁶⁴ Not including Syrians.

KENYA. Rashid, an 85-year-old stateless man from Burundi, sits next to his Kenyan wife in front of their home. He is one of some 50 Burundians who came to Kenya in 1941 to work on plantations. After Burundi gained its independence, none of them received citizenship. With most of the community now second generation Burundians born in Kenya, the group has been left stateless.

© UNHCR/TOBIN JONES



CHAPTER 6

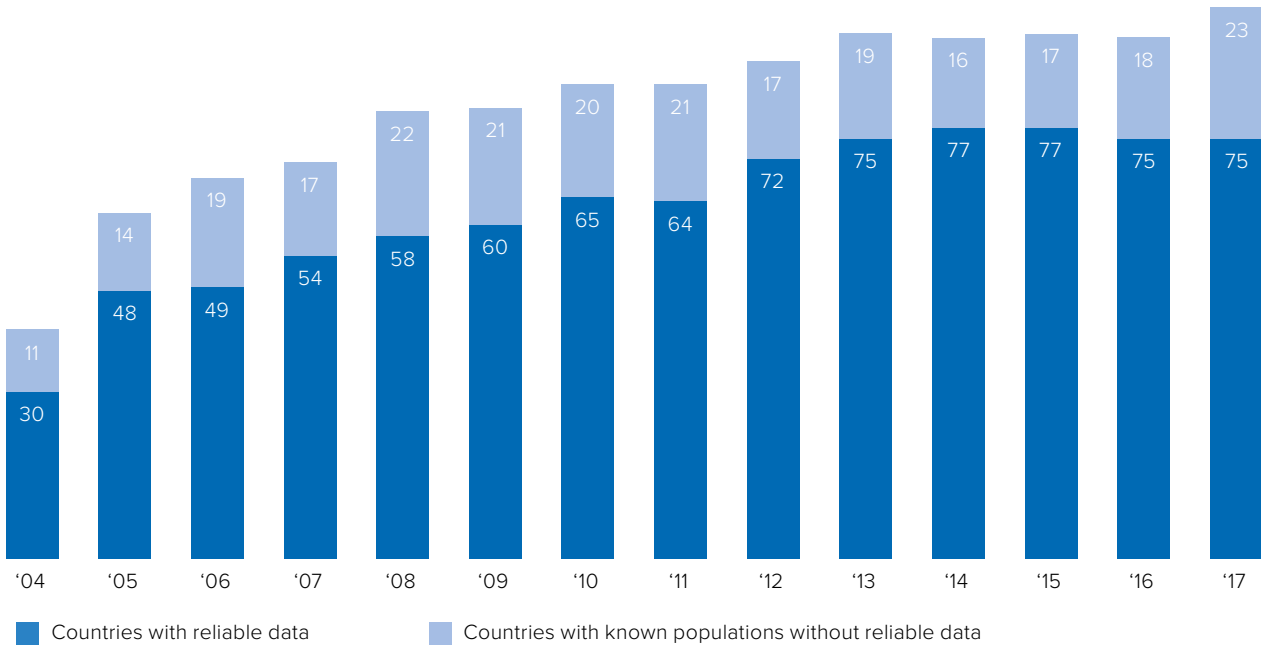
Stateless People

Stateless people are not considered as nationals by any State. Statelessness is sometimes referred to as an invisible problem, and stateless people frequently live in precarious situations on the margins of society, making it a challenge to measure the issue. Despite increased awareness of statelessness globally, more needs to be done to encourage and capacitate governments to identify and report on stateless people on their territory. Fewer than half the countries in the world have any government data on stateless populations. As a result, UNHCR was unable to provide comprehensive statistics on stateless people in all countries in 2017. Of the

estimated 10 million stateless people around the world, only 3.9 million are captured in this report.

Reporting on stateless populations is a particular challenge for UNHCR as many displaced people are also stateless. In 2017, it was decided to report the displaced Rohingya population as stateless. Previously UNHCR had not reported displaced populations – which includes refugees, IDPs, and asylum-seekers – as stateless, including them instead in a separate count to avoid double counting of the population of concern. This year, however, displaced populations that can be definitively

Figure 17 | Number of countries reporting statistics on stateless persons | 2004-2017



identified as predominantly stateless – such as refugees from Myanmar in Bangladesh and IDPs in Rakhine State in Myanmar, almost all of whom are Rohingya – were included in both the stateless and displaced counts.⁶⁵ The changes that were made this year and the work taking place to improve reporting on stateless people are described in more detail in the Text Box on p. 53.

UNHCR’s statistics on statelessness focus mainly on de jure stateless people: those not considered as nationals by any State under the operation of its law. However, data from some countries also include people of undetermined nationality. By the end of 2017, statistics on people falling under UNHCR’s statelessness mandate were available for 75 countries [Figure 17]. In addition, Annex Table 7 includes countries marked with an asterisk where UNHCR has information about the existence of stateless populations but where reliable figures were not available. These countries remain priorities for UNHCR in its efforts toward improved data on statelessness.

The identification of stateless people is key to addressing difficulties they face and to enabling governments, UNHCR, and others to prevent and reduce statelessness. Action 10 of UNHCR’s Global Action Plan to End Statelessness (GAP)⁶⁶ and the guiding framework to achieve the goals of UNHCR’s

#IBelong Campaign⁶⁷ focus on improving quantitative and qualitative data on statelessness. In addition, the establishment of statelessness determination procedures in accordance with Action 6 of the GAP will lead to new data in countries hosting stateless migrants.⁶⁸ Strengthening of civil registration and vital-statistics systems in accordance with Action 7 of the GAP also will contribute to the availability of quantitative data.⁶⁹

In order to improve quantitative and qualitative data with regard to Action 10 of the Global Action Plan, UNHCR undertakes targeted surveys and studies (including participatory assessments with stateless individuals and groups) to establish the scale of a situation and profile of an affected population. During 2017, four such studies were completed in countries as diverse as Kazakhstan and Zambia. Another 30 countries and two regions are in the process of undertaking qualitative studies, several of them including a quantitative component.

⁶⁵ This includes 932,200 refugees from Myanmar in Bangladesh and 125,600 IDPs in Rakhine State, Myanmar.

⁶⁶ Global Action Plan to End Statelessness, 4 November 2014: <http://www.refworld.org/docid/545b47d64.html>.

⁶⁷ For further information on UNHCR’s #IBelong Campaign, please see <http://www.unhcr.org/ibelong/>.

⁶⁸ Good Practices Paper – Action 6: Establishing Statelessness Determination Procedures to Protect Stateless Persons, 11 July 2016: <http://www.refworld.org/docid/57836cff4.html>.

⁶⁹ Good Practices Paper - Action 7: Ensuring birth registration for the prevention of statelessness, November 2017: <http://www.refworld.org/docid/5a0ac8f94.html>.

Statistics and information on the situation of stateless populations can also be gathered through population censuses. When the GAP was published in 2014, 112 out of 142 national population censuses undertaken since 2005 for which the United Nations possessed questionnaires included a question on nationality. Of these, fewer than 25 per cent included a pre-coded option for census takers to record the responses of those who identified themselves as stateless. It is therefore important to include questions relating to nationality in the 2020 round of population and housing censuses. The Conference of European Statisticians Recommendations for the 2020 Censuses of Population and Housing⁷⁰ is a first step in this regard, but further efforts are needed. UNHCR operations are collaborating with

statisticians and relevant authorities to include questions in upcoming censuses that will assist in identifying the number of stateless people. UNHCR encourages all States to follow these examples.

In 2017, progress continued to be made to reduce the number of stateless people through acquisition or confirmation of nationality. A reported 56,500 stateless people in 29 countries acquired nationality during the year, with significant reductions occurring in the Philippines, the Russian Federation, Sweden, Tajikistan, and Thailand, among other places. In Tajikistan, for example, close to 12,000 people had their nationality confirmed in 2017, as did 11,000 in Thailand. ■

⁷⁰ See: <https://www.unece.org/publications/2020recomm.html>.

REPORTING ON STATELESS ROHINGYA REFUGEES AND IDPS

UNHCR's statistical reporting follows a methodology whereby persons of concern are reported and counted as stateless only if they do not have another reportable status (e.g. as refugees, IDPs, asylum-seekers). This methodology avoids double counting the total number of people of concern to UNHCR in any given country as well as globally.

UNHCR is currently reviewing its statistical reporting for stateless populations. While that review continues and takes into account challenges, including substantial gaps in current knowledge about the extent of statelessness among members of some displaced groups, UNHCR has decided that this Global Trends report will include the Rohingya refugee population in Bangladesh and the IDPs in Rakhine state as stateless people. Accordingly, in Annex Table 1, such persons are reported under two separate columns, one relating to refugees or IDPs and one relating to people of concern under UNHCR's statelessness mandate. (They are only counted once for purposes of the total number of people of concern in Bangladesh, in Myanmar, and globally.) This is being done exceptionally in light of the size of this population and that they are in fact stateless as well as displaced. To do otherwise

would have resulted in UNHCR's reported stateless population dropping dramatically even though no solutions have been found for this group. At present, this approach is inconsistent with the methodology applied for other displaced stateless populations.

Notably, Action 10 of the Global Action Plan to End Statelessness calls on the international community to take action to improve quantitative and qualitative data on statelessness. Consistent with this, UNHCR is strengthening its partnerships with States, UN DESA, UNFPA, the World Bank, and others to tackle the challenges head on. A redoubled effort now underway will eventually provide States with guidance on definitional and methodological issues to support the capacitation of national statistical systems with respect to statelessness. It is hoped that these efforts will better position the international community to address the considerable challenges associated with achieving reliable data on statelessness, some of which were identified in 'Counting the World's Stateless: Reflections on Statistical Reporting on Statelessness'.⁷¹ ■

⁷¹ See: <http://www.unhcr.org/54cf99f29.html>.



UGANDA. South Sudanese refugee, Mike (right), with local Ugandan community leader, Yahaya. Mike, who arrived in Bidibidi refugee settlement with his family in 2016, is now farming a piece of land lent by Yahaya. Yahaya knows the importance of being kind to foreigners as he himself was a refugee in 1982, having fled fighting in Uganda. The refugee settlement has had a positive impact on the area, giving members of the host community access to education, water and healthcare.

CHAPTER 7

Other Groups or People of Concern

In addition to the individuals falling under the categories of forcibly displaced or stateless, UNHCR may provide protection and assistance to a number of other individuals 'of concern', based on international agreements, other regional documents, or General Assembly resolutions. Typical examples include returned refugees who remain in need of UNHCR assistance to be locally integrated beyond one year after their arrival, host populations affected by large refugee influxes, and rejected asylum-seekers who are deemed in need of humanitarian assistance.

In 2017, there were 1.6 million people reported under this category, twice as many as a year earlier. The largest group of such individuals was hosted by Afghanistan, where a large number of refugees from earlier years who had returned through the UNHCR-assisted voluntary repatriation programme (448,000) remained of concern to UNHCR during their initial phases of reintegration. UNHCR assisted these returnees through the provision of cash grants and via reintegration projects in the reporting period.

In terms of country of origin, the largest increase during 2017 was due to the situation in the Bolivarian Republic of Venezuela (345,600). There, the challenging security situation, the loss of income as a result of the current economic situation, and shortages of food and medicines compelled a large number of people to leave their country during the year. Some countries in the Latin American region have put in place arrangements outside the formal asylum system for Venezuelans to reside for an extended period (one to two years), with access to work and social services. These arrangements include temporary residence permits, labour

migration visas, humanitarian visas, and regional visa agreements. By the end of 2017, host countries reporting large numbers of Venezuelans in this category included Chile (84,500), Colombia (68,700), Argentina (56,600), Panama (48,900), Ecuador (41,000), Peru (31,200), Brazil (8,500), and Uruguay (6,200). Among other activities, UNHCR assisted them directly or indirectly through provision of material assistance, legal counselling, registration, and access to documentation.

Other countries where the other populations of concern increased considerably during the year were Chad (99,100), due to a large number of returnees from Nigeria and Niger identified as in need of assistance; Guatemala (62,200), where additional deportees and people in transit were estimated to have protection needs in 2017; and South Sudan (10,000), where UNHCR was beginning to assist people at risk of statelessness by providing cash and legal counselling in age assessment and nationality application. As in earlier years, other population groups remaining of concern to UNHCR were Ugandan nationals residing in refugee-hosting communities (180,000) who benefited from UNHCR assistance in terms of education, health, and sanitation; former Burundian refugees who were naturalized in Tanzania (168,600) but were still residing in refugee settlements (Katumba, Mishamo, and Ulyankulu); and Filipino Muslims (80,000) who settled in Malaysia's Sabah State.

In 2017, 59 UNHCR offices reported data on other people of concern, compared with 47 the previous year. ■

BANGLADESH. Aerial view of Kutupalong refugee camp. This photo shows a new road running through the camp which was constructed by the Bangladeshi Army, with support from UNHCR. The road improves access to the camp and speeds up the delivery of humanitarian assistance.

© UNHCR/ROGER ARNOLD



CHAPTER 8

Demographic and Location Data

Data disaggregated by sex, age, and geographic location is essential for providing a robust evidence base for effective and efficient policy responses and programmatic interventions that address the needs of vulnerable groups and help ensure that ‘no one is left behind’.

UNHCR is taking concerted action to ensure that the gaps in data disaggregation are addressed. This includes working with partners to better estimate and report the demographic and geographic characteristics of the different populations with whom UNHCR works. In that regard, the ‘International Recommendations on Refugee Statistics’ and ‘Technical Report on Statistics of Internally Displaced Persons: Current Practice and Recommendations for Improvement’ produced by the Expert Group on Refugee and IDP Statistics⁷² were adopted at the 49th session of the United Nations Statistical Commission in March 2018. These recommend that national statistical systems

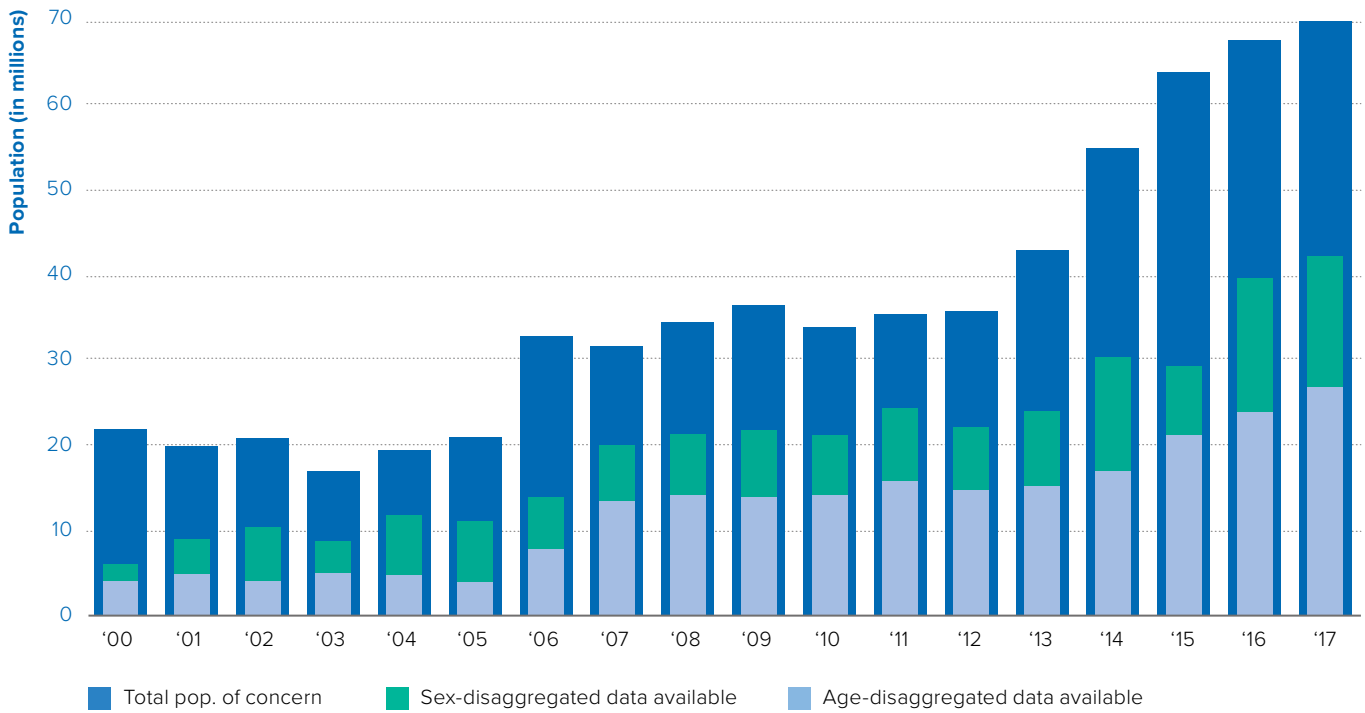
disaggregate data on refugees, asylum-seekers, and IDPs by age and sex.⁷³

The availability of disaggregated data varies widely between countries. In general, the quality of demographic data tends to be highest in countries where UNHCR has an operational role and undertakes registration and primary data collection. In countries where national authorities are responsible for registration and primary data collection, it can be more challenging to obtain the sex- and age-disaggregated data, even if such data are collected and the statistical system is well

⁷² The Expert Group on Refugee and IDP Statistics (EGRIS) was established by the 47th UN Statistical Commission to improve international refugee statistics through the development of recommendations on how to collect, compile, and disseminate statistics on refugees, asylum-seekers, and related populations. A Steering Committee was established in June 2016 and currently is comprised of UNHCR, Statistics Norway, Eurostat, JIPS and the Turkish Statistical Institute.

⁷³ See: <https://unstats.un.org/unsd/statcom/49th-session/documents/BG-Item3m-IDPStat-E.pdf>; <https://unstats.un.org/unsd/statcom/49th-session/documents/BG-Item3m-RefugeeStat-E.pdf>.

Figure 18 | Coverage of sex and age disaggregated data for UNHCR’s population of concern | 2000-2017



resourced. Furthermore, disaggregated data coverage is variable by population groups, with data on some groups such as IDPs being particularly poor.

Demographic Characteristics

Despite UNHCR’s efforts to improve data availability, it has continued to be difficult to obtain disaggregated data in many countries where the agency is not involved in primary data collection, with a substantial number of countries not reporting disaggregated data to UNHCR.

The number of countries reporting at least some sex-disaggregated data has remained steady in 2017 at 147 countries. Similarly, the population covered by sex-disaggregated data has decreased slightly from 2016, now at 59 per cent as opposed to 60 per cent in the previous year [Figure 18]. According to the available data, overall men and women were almost equally represented in the population of concern, with 21.3 million men and 21.0 million women.⁷⁴

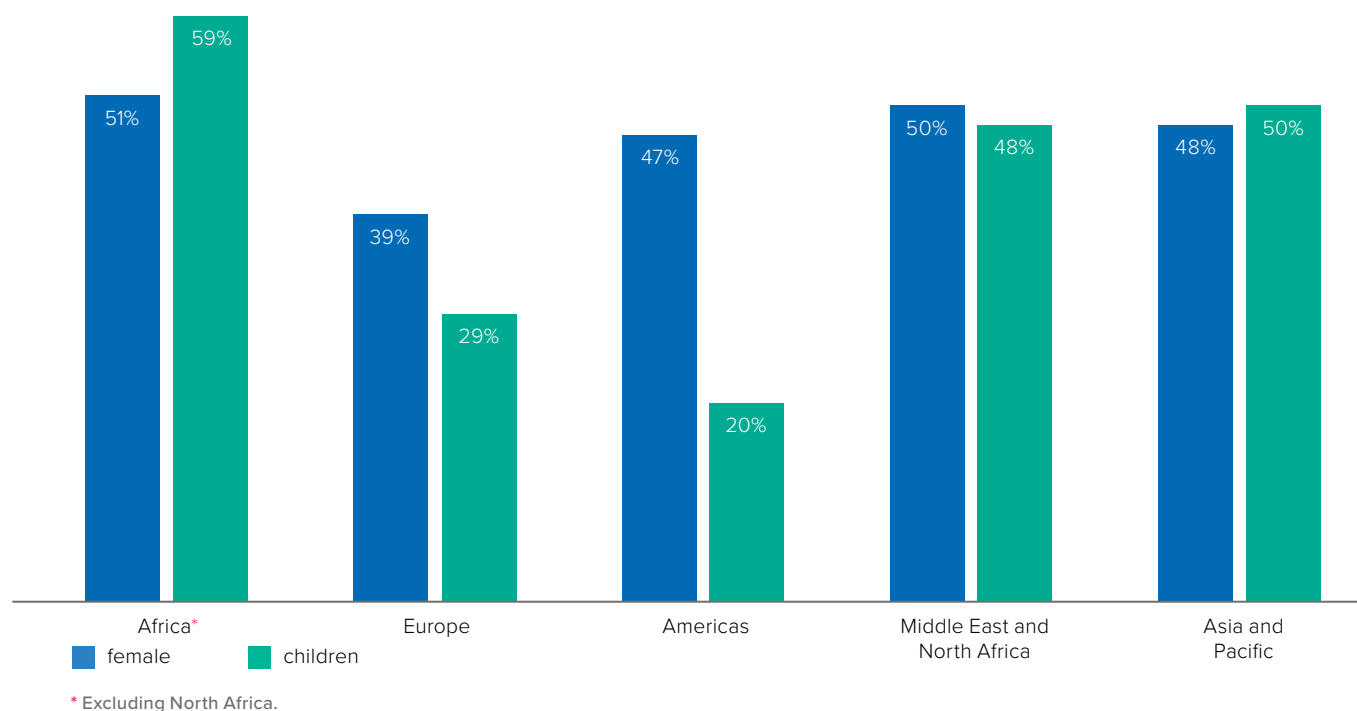
Coverage of the population of concern by age was lower than for sex. In 2017, 136 countries reported at least some age-disaggregated data but which

covered only 38 per cent of the entire population of concern, an increase on the 25 per cent of the previous year but when a higher number of countries (141) reported data. Out of the 27.0 million people for which age-disaggregated data is available, 14.2 million or 53 per cent were children under the age of 18.

Refugees and asylum-seekers tended to have the best coverage. In 2017, sex-disaggregated data were available for 12.6 million refugees and age-disaggregated data for 11.9 million (out of the 19.9 million total population). This represents 63 per cent and 60 per cent of the total refugee population, respectively, a small improvement on the previous year when the equivalent coverage was 62 per cent and 56 per cent. Among IDPs, sex disaggregation covered 61 per cent of the population compared with 32 per cent for age-disaggregated data coverage. For asylum-seekers, the coverage was 55 per cent for sex-disaggregated data and 45 per cent for disaggregation by age. For the other types of population of concern reported to UNHCR, the figures for sex and age disaggregation were as follows: returned IDPs (24 per cent and 16 per cent, respectively), others of concern (69 per cent and 45 per

⁷⁴ UNHCR’s population of concern includes refugees, IDPs, returnees, others of concern, and stateless people.

Figure 19 | Demographic characteristics of refugee population by UNHCR regions | end-2017



cent), returned refugees (21 per cent and 21 per cent), and stateless people (75 per cent and 39 per cent).⁷⁵

The proportion of women and girls in the refugee population has proven to be relatively stable, varying by only a few percentage points over time. In 2017, 50 per cent of the population was female, about the same as in 2016. The proportion of children in the population increased slightly by one percentage point from the last few years to 52 per cent of the population. The proportion of working-age population (18-59 years) remained stable at 45 per cent, and the proportion aged 60 and older dropped slightly to 3 per cent.

The demographic characteristics of refugee populations varied greatly between countries. Among countries reporting sex-disaggregated data in 2017 for more than 1,000 refugees, Bosnia and Herzegovina had the highest female proportion with 58 per cent, followed by Serbia and Kosovo (S/RES/1244 (1999)), Chad, and Togo with 56 per cent. In contrast, in Tajikistan nearly the entire refugee population reported was male, while

⁷⁵ This figure includes Myanmar refugees in Bangladesh and IDPs in Rakhine State, Myanmar. The equivalent figures without these populations are 67 per cent and 19 per cent.

Indonesia reported only 25 per cent of its refugee population as female, followed by Ukraine (30 per cent), Angola (31 per cent), and Republic of Korea (32 per cent).

Among countries reporting age-disaggregated data for populations of more than 1,000 refugees, Afghanistan reported the greatest proportion of children in its refugee population with 72 per cent under the age of 18. Further, many countries in sub-Saharan Africa hosted refugee populations with a high proportion of children, reflective of the younger population structure in the region. Burkina Faso, Chad, Congo, the DRC, South Sudan and Uganda all hosted refugee populations with more than 60 per cent children by end-2017, with clear implications for the provision of protection and services. In contrast, the lowest proportion of children was in the refugee population hosted by Bosnia and Herzegovina with 6 per cent followed by Argentina (8 per cent), Serbia and Kosovo (S/RES/1244 (1999)) (8 per cent), Nepal (12 per cent), Ireland (13 per cent) and Ecuador (15 per cent).

Differences in the demographic composition of the refugee population were seen at a regional level, as well [Figure 19]. In Europe, only 39 per cent of the

Table 5 | Accommodation of refugees | 2015-2017 (end-year)

Type of accommodation	No. of refugees			Distribution (%)			% urban			% women			% children		
	2015	2016	2017	2015	2016	2017	2015	2016	2017	2015	2016	2017	2015	2016	2017
Planned/ managed camp	3,390,900	4,011,000	4,977,200	25.4	28.6	29.5	1.4	3.3	2.2	51.4	51.4	51.6	57.6	58.6	58.6
Self-settled camp	518,600	525,200	1,084,900	3.9	3.7	6.4	7.6	7.2	26.7	53.3	52.4	52.0	57.1	56.5	56.6
Collective centre	301,900	320,100	327,700	2.3	2.3	1.9	87.1	100	100	45.0	18.6	23.9	46.8	17.0	21.8
Individual accommodation (private)	8,949,200	8,877,100	10,355,600	67.0	63.3	61.4	87.8	87.8	84.7	47.5	48.3	48.6	48.2	49.2	51.1
Reception/ transit camp	197,600	281,800	131,100	1.5	2.0	0.8	10.7	9.6	17.8	51.3	62.5	60.4	54.3	35.7	51.1
Sub-total	13,358,200	14,015,200	16,876,500	100	100	100									
<i>Unknown</i>	2,763,200	3,172,200	3,064,800												
Grand total	16,121,400	17,187,500	19,941,300												

refugee population was female in 2017, compared with 51 per cent in Africa. For children under the age of 18, Africa had the highest proportion with 59 per cent of the population, followed by 50 per cent in Asia and Pacific. In contrast, 20 per cent of the refugees in the Americas were children, followed by 29 per cent in Europe.

Location Characteristics

Geospatial data are key to understanding where displaced people are located and how they are living, and to facilitate an effective humanitarian and development response to populations in need of assistance. UNHCR offices, partners, and governments reported geographically disaggregated data on populations of concern with locations classified into urban and rural localities, as well as a various/unknown category that includes locations that are a mix of urban and rural or where the categorization is unclear.

In addition, UNHCR collects data on the type of accommodation in which individuals reside, especially for refugee populations. Accommodation types are classified as planned/managed camp, self-settled camp, collective centre, reception/transit camp, and individual accommodation (private), as well as various/unknown if the information is not known, unclear, or does not fit in any of the other categories.

In contrast to trends in previous years, the proportion of refugees living in urban areas declined slightly to 58 per cent in 2017 from 60 per cent in 2016, based on the available evidence. This information was available for 16.5 million refugees in 2017, covering

83 per cent of the refugee population, a slightly higher proportion from the previous year.⁷⁶

Disaggregated data by location at the subnational level are collected by UNHCR and are critical for policymaking and delivering assistance. However, the extent of this data was variable. Altogether for 2017, UNHCR had data on location at the subnational level for 59 per cent of the total population of concern, a decrease from 2016 when it was 63 per cent. There was disaggregated information available for some 59 per cent of the refugee population and 66 per cent of the IDP population but only 27 per cent of asylum-seekers.

Accommodation type was known for some 16.9 million refugees, about 85 per cent of the global total, an increase in coverage from previous years [Table 5]. By the end of 2017, 61 per cent of refugees lived in individual accommodation, a decline from 2015 and 2016. As in previous years, the Syrian refugee crisis was characterized overwhelmingly by refugees living in private or individual accommodation rather than camps, with 90 per cent doing so (of those for whom data were available), while the refugee outflows from the DRC and Myanmar in 2017 have been dominated by refugees settling in camps or camp-like situations. Refugees living in rural areas were predominantly living in some kind of camp location (79 per cent). In contrast, in urban locations 95 per cent of refugees were living in individual accommodation with very few in camp locations. ■

⁷⁶ Excludes data that were reported as unknown or unclear (3.0 million).

CHAPTER 9

Whom do the statistics include?

Refugees include individuals recognized under the 1951 Convention relating to the Status of Refugees, its 1967 Protocol, the 1969 Organization of African Unity (OAU) Convention Governing the Specific Aspects of Refugee Problems in Africa, those recognized in accordance with the UNHCR Statute, individuals granted complementary forms of protection, and those enjoying temporary protection. In Latin America 15 countries have included the refugee criteria recommended by the Cartagena Declaration on Refugees. While they also recognize refugees under this regional refugee definition, no distinction is made for statistical purposes. The refugee population also includes people in refugee-like situations that includes groups of people who are outside their country or territory of origin and who face protection risks similar to those of refugees but for whom refugee status has, for practical or other reasons, not been ascertained.

Asylum-seekers (with 'pending cases') are individuals who have sought international protection and whose claims for refugee status have not yet been determined. Those covered in this report refer to claimants whose individual applications were pending at the end of 2017, irrespective of when those claims may have been lodged.

Internally displaced persons are people or groups of people who have been forced to leave their homes or places of habitual residence, in particular as a result of or in order to avoid the effects of armed conflict, situations of generalized violence, violations of human rights, or natural or man-made disasters, and who have not crossed an international border. For the purposes of UNHCR's statistics, this population includes only IDPs displaced by conflict or violence and of concern to UNHCR to whom the Office extends protection or assistance. The IDP population also includes people in an IDP-like situation including groups who are inside their country of nationality or habitual residence and who face protection risks similar to those of IDPs but who, for practical or other reasons, could not be reported as such.

Returned refugees (returnees) are former refugees who have returned to their countries of origin, either spontaneously or in an organized fashion, but are yet to be fully integrated. Such returns normally would take place only under conditions of safety and dignity. For the purposes of this report, only refugees who returned between January and December 2017 are included, although in practice operations may assist returnees for longer periods.

Returned IDPs refers to those IDPs who were beneficiaries of UNHCR's protection and assistance activities, and who returned to their areas of origin or habitual residence between January and December 2017. In practice, however, operations may assist IDP returnees for longer periods.

Individuals under UNHCR's statelessness mandate are defined under international law as those not considered as nationals by any State under the operation of its law. In other words, they do not possess the nationality of any State. UNHCR statistics refer to people who fall under the agency's statelessness mandate as those who are stateless according to this international definition, but data from some countries may also include people with undetermined nationality. UNHCR has been given a global mandate by the United Nations General Assembly to contribute to the prevention and reduction of statelessness and to the identification and protection of stateless persons. UNHCR also works with populations at risk of statelessness in line with its mandate to prevent statelessness, but these population groups are not reflected in this statistical report.

Other groups or persons of concern refers to individuals who do not necessarily fall directly into any of these groups but to whom UNHCR has extended its protection or assistance services, based on humanitarian or other special grounds. ■

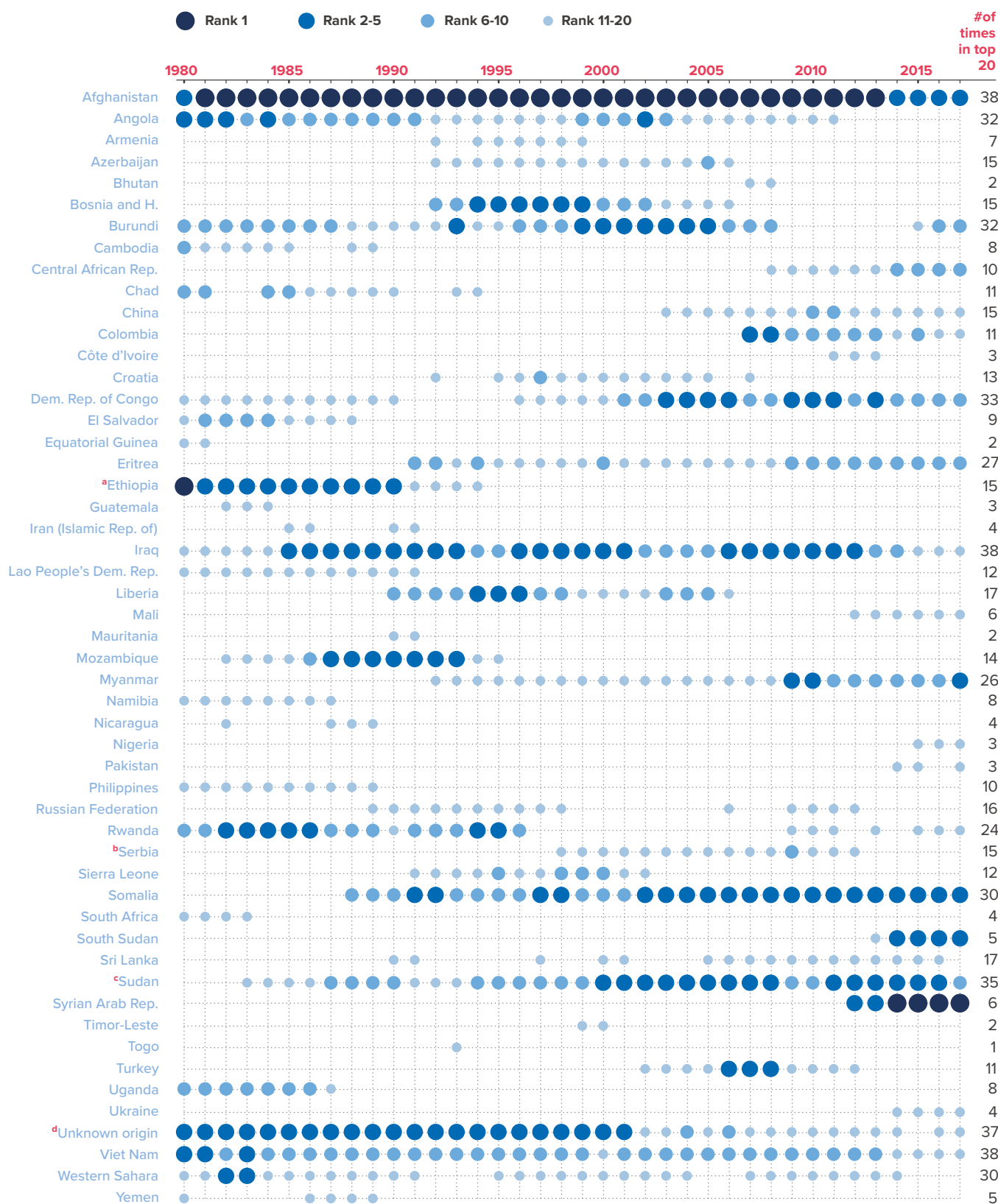
By the end of 2017, the total population of concern to UNHCR stood at 71.4 million people. This included people who have been forcibly displaced (refugees, asylum-seekers, and IDPs) and those who have found a durable solution (returnees), as well as stateless persons, most of whom have never been forcibly displaced. Therefore, this categorization is different than the 68.5 million forcibly displaced people worldwide – a figure that includes refugees and other displaced people not covered by UNHCR’s mandate, and excludes other categories such as returnees and non-displaced stateless people. A detailed breakdown of UNHCR’s population of concern by category and country is provided in Annex Table 1. ■

Annex tables 3 through 29 can be downloaded from the UNHCR website at:

→ <http://www.unhcr.org/globaltrends/2017-GlobalTrends-annex-tables.zip>

Historical review of the 51 major source countries or territories of refugees

This matrix depicts the annual ranking of countries of origin of refugees since 1980. Countries or territories are listed if they featured among the top-20 at least once. Individual rankings are the result of population movements, demographic and legal changes, data revisions and re-classification of individual population groups. Palestinian refugees under UNHCR's mandate are excluded as a result of incomplete data.



^a Ethiopia: includes Eritrea until its independence in the absence of separate statistics available for both countries.

^b Serbia and Kosovo: S/RES/1244 (1999). Includes Montenegro until its independence in the absence of separate statistics available for both countries.

^c Sudan: includes South Sudan until its independence in the absence of separate statistics available for both countries.

^d Unknown origin: Refers to refugees whose country of origin is unknown. Data availability has improved significantly over the years.

Refugees, asylum-seekers, internally displaced persons (IDPs), returnees (refugees and IDPs), stateless persons, and others of concern to UNHCR by country/territory of asylum | end-2017

All data are provisional and subject to change.

Country/ territory of asylum ¹	REFUGEES					Returned refugees ²	IDPs of concern to UNHCR, incl. people in IDP-like situations ⁶	Returned IDPs ⁷	Stateless people ⁸	Others of concern to UNHCR ⁹	Total pop- ulation of concern ¹⁰
	Refugees ²	People in refugee- like situations ³	Total refugees and people in refuge- like situations	Of whom assisted by UNHCR	Asylum- seekers (pending cases) ⁴						
Afghanistan	75,928	-	75,928	75,928	218	60,545	1,837,079	32,649	-	448,032	2,454,451
Albania ¹¹	119	-	119	119	44	-	-	-	4,460	2,719	7,342
Algeria ¹²	94,258	-	94,258	90,253	6,356	-	-	-	-	-	100,614
Angola	41,127	-	41,127	25,838	30,143	-	-	-	-	-	71,270
Anguilla	1	-	1	1	-	-	-	-	-	-	1
Antigua and Barbuda	1	-	1	1	1	-	-	-	-	-	2
Argentina	3,360	-	3,360	48	4,155	-	-	-	-	56,969	64,484
Armenia	3,399	14,573	17,972	7,838	71	-	-	-	773	-	18,816
Aruba	1	-	1	1	19	-	-	-	-	-	20
Australia ¹³	48,482	-	48,482	-	47,978	-	-	-	52	-	96,512
Austria	115,263	-	115,263	-	56,304	-	-	-	1,003	-	172,570
Azerbaijan	1,121	-	1,121	1,121	123	-	612,785	-	3,585	-	617,614
Bahamas	12	-	12	12	17	-	-	-	-	-	29
Bahrain	256	-	256	256	111	-	-	-	-	-	367
Bangladesh ¹⁴	932,216	-	932,216	877,166	118	-	-	-	932,204	-	932,334
Barbados	1	-	1	1	3	-	-	-	-	-	4
Belarus	2,160	-	2,160	584	288	-	-	-	6,007	-	8,455
Belgium ¹⁵	42,168	-	42,168	-	18,760	-	-	-	7,695	-	68,623
Belize	-	-	-	-	3,125	-	-	-	-	2,774	5,899
Benin	1,061	-	1,061	1,061	267	-	-	-	-	-	1,328
Bolivia (Plurinational State of) ¹⁶	786	-	786	154	3	-	-	-	-	-	789
Bosnia and Herzegovina	5,229	-	5,229	5,229	237	-	98,574	-	65	48,907	153,012
Botswana	2,119	-	2,119	2,119	68	-	-	-	-	293	2,480
Brazil	10,264	-	10,264	4,427	85,746	-	-	-	294	52,341	148,645
British Virgin Islands	1	-	1	1	-	-	-	-	-	-	1
Brunei Darussalam	-	-	-	-	-	-	-	-	20,524	-	20,524
Bulgaria	19,184	-	19,184	19,184	2,724	-	-	-	48	-	21,956
Burkina Faso	24,155	-	24,155	24,155	47	-	2,350	-	-	-	26,552
Burundi	62,361	-	62,361	62,361	3,550	70,612	57,258	-	974	775	195,530
Cabo Verde	-	-	-	-	-	-	-	-	115	-	115
Cambodia	67	-	67	64	47	-	-	-	-	-	114
Cameroon	314,406	22,982	337,388	314,406	5,784	1	221,695	33,662	-	40	598,570
Canada	104,778	-	104,778	-	51,874	-	-	-	3,790	-	160,442
Cayman Islands	29	-	29	6	26	-	-	-	-	-	55
Central African Rep.	10,036	-	10,036	6,675	575	78,618	688,700	89,019	-	-	866,948
Chad	411,482	-	411,482	411,482	660	969	99,983	-	-	99,103	612,197
Chile	1,869	-	1,869	18	8,477	-	-	-	-	86,687	97,033
China ¹⁷	321,718	-	321,718	217	721	-	-	-	-	-	322,439
China, Hong Kong SAR	100	-	100	-	3	-	-	-	-	-	103
China, Macao SAR	-	-	-	-	5	-	-	-	-	-	5
Colombia	277	-	277	35	540	194	7,677,609	-	11	68,734	7,747,365
Congo, Republic of	48,512	-	48,512	48,512	7,094	5	107,828	-	-	3,864	167,303
Costa Rica	4,493	-	4,493	4,493	7,451	-	-	-	71	-	12,015
Côte d'Ivoire ¹⁸	1,564	-	1,564	1,564	379	8,304	-	-	692,000	168	702,415
Croatia	504	-	504	504	415	44	-	-	2,873	8,019	11,855
Cuba	342	-	342	212	16	8	-	-	-	2	368
Curaçao	77	-	77	77	732	-	-	-	-	1	810
Cyprus ¹⁹	9,800	-	9,800	375	5,263	-	-	-	-	6,000	21,063
Czechia	3,644	-	3,644	-	811	-	-	-	1,502	-	5,957
Dem. Rep. of the Congo	537,087	-	537,087	423,710	806	28	4,351,376	255,635	-	-	5,144,932
Denmark	35,672	-	35,672	-	4,265	-	-	-	7,990	-	47,927
Djibouti	17,554	-	17,554	17,554	9,361	-	-	-	-	89	27,004
Dominican Rep. ²⁰	593	-	593	593	857	-	-	-	-	-	1,450

...

Refugees, asylum-seekers, internally displaced persons (IDPs), returnees (refugees and IDPs), stateless persons, and others of concern to UNHCR by country/territory of asylum | end-2017 (ctnd)

All data are provisional and subject to change.

Country/ territory of asylum ¹	REFUGEES					Returned refugees ²	IDPs of concern to UNHCR, incl. people in IDP-like situations ⁶	Returned IDPs ⁷	Stateless people ⁸	Others of concern to UNHCR ⁹	Total pop- ulation of concern ¹⁰
	Refugees ²	People in refugee- like situations ³	Total refugees and people in refuge- like situations	Of whom assisted by UNHCR	Asylum- seekers (pending cases) ⁴						
Ecuador	47,416	45,000	92,416	27,966	11,917	-	-	-	-	41,000	145,333
Egypt	232,648	-	232,648	162,648	56,583	-	-	-	-	-	289,231
El Salvador	44	-	44	44	4	-	71,500	-	-	4,200	75,748
Equatorial Guinea	-	-	-	-	-	-	-	-	-	-	-
Eritrea	2,392	-	2,392	2,392	-	468	-	-	-	19	2,879
Estonia ²¹	411	-	411	-	44	-	-	-	80,314	-	80,769
Ethiopia	889,412	-	889,412	889,412	2,609	3	1,078,429	-	-	530	1,970,983
Fiji	11	-	11	11	8	-	-	-	-	-	19
Finland	20,805	-	20,805	-	3,150	-	-	-	2,749	-	26,704
France	337,177	-	337,177	-	63,127	-	-	-	1,425	-	401,729
Gabon	841	-	841	841	4	3	-	-	-	-	848
Gambia	8,039	-	8,039	8,039	5	38	-	-	-	-	8,082
Georgia	1,477	614	2,091	387	540	-	278,103	-	587	-	281,321
Germany	970,365	-	970,365	-	429,304	-	-	-	13,458	-	1,413,127
Ghana	12,156	-	12,156	12,156	1,313	1	-	-	-	-	13,470
Greece	32,945	6,054	38,999	-	44,221	-	-	-	198	-	83,418
Grenada	2	-	2	2	3	-	-	-	-	-	5
Guatemala	370	-	370	370	32	-	-	-	-	62,200	62,602
Guinea	5,161	-	5,161	5,161	113	5	-	-	-	-	5,279
Guinea-Bissau	11,204	-	11,204	11,204	17	-	-	-	-	-	11,221
Guyana	14	-	14	14	5	-	-	-	-	-	19
Haiti ²²	5	-	5	5	5	2	-	-	2,302	-	2,314
Honduras	25	-	25	25	15	-	174,000	-	-	3,200	177,240
Hungary	5,691	-	5,691	866	678	-	-	-	139	-	6,508
Iceland	375	-	375	-	344	-	-	-	85	-	804
India	197,146	-	197,146	27,299	10,519	-	-	-	-	-	207,665
Indonesia	9,795	-	9,795	9,795	4,045	-	-	-	-	-	13,840
Iran (Islamic Rep. of)	979,435	-	979,435	979,435	84	6	-	-	-	-	979,525
Iraq ²³	277,672	-	277,672	277,672	13,038	872	2,615,988	1,546,586	47,630	-	4,501,786
Ireland	6,405	-	6,405	42	6,035	-	-	-	99	-	12,539
Israel	254	25,219	25,473	4,886	29,735	-	-	-	42	-	55,250
Italy	167,335	-	167,335	-	186,648	-	-	-	715	-	354,698
Jamaica	15	-	15	15	9	-	-	-	-	-	24
Japan ²⁴	2,191	-	2,191	407	31,204	-	-	-	585	-	33,980
Jordan ²⁵	691,023	-	691,023	691,023	43,818	-	-	-	-	-	734,841
Kazakhstan	608	-	608	608	209	1	-	-	8,138	-	8,956
Kenya	431,901	-	431,901	431,901	56,514	-	-	-	18,500	-	506,915
Kuwait	618	-	618	618	948	-	-	-	92,000	-	93,566
Kyrgyzstan	341	-	341	341	105	-	-	-	855	1	1,302
Lao People's Dem. Rep.	-	-	-	-	-	-	-	-	-	-	-
Latvia ²⁶	662	-	662	-	63	-	-	-	233,571	-	234,296
Lebanon	998,890	-	998,890	998,890	15,333	-	-	-	-	4,193	1,018,416
Lesotho	56	-	56	-	31	-	-	-	-	-	87
Liberia	11,126	-	11,126	11,126	33	-	-	-	-	374	11,533
Libya	9,352	-	9,352	9,352	35,668	-	180,937	149,883	-	-	375,840
Liechtenstein	165	-	165	-	90	-	-	-	-	-	255
Lithuania	1,580	-	1,580	-	256	-	-	-	3,193	-	5,029
Luxembourg ²⁷	2,046	-	2,046	-	1,495	-	-	-	83	-	3,624
Madagascar	43	-	43	43	64	-	-	-	-	-	107
Malawi	8,982	-	8,982	8,982	25,991	-	-	-	-	358	35,331
Malaysia ²⁸	102,849	990	103,839	103,839	47,531	-	-	-	10,068	80,000	241,438
Mali	17,039	-	17,039	17,039	554	5,076	38,172	23,240	-	-	84,081
Malta	8,000	-	8,000	3,980	1,378	-	-	-	11	-	9,389
Mauritania	51,427	26,000	77,427	77,427	756	-	-	-	-	-	78,183

...

Refugees, asylum-seekers, internally displaced persons (IDPs), returnees (refugees and IDPs), stateless persons, and others of concern to UNHCR by country/territory of asylum | end-2017 (ctnd)

All data are provisional and subject to change.

Country/ territory of asylum	REFUGEES					Returned refugees ²	IDPs of concern to UNHCR, incl. people in IDP-like situations ⁶	Returned IDPs ⁷	Stateless people ⁸	Others of concern to UNHCR ⁹	Total pop- ulation of concern ¹⁰
	Refugees ¹	People in refugee- like situations ³	Total refugees and people in refugee- like situations	Of whom assisted by UNHCR	Asylum- seekers (pending cases) ⁴						
Mauritius	3	-	3	3	-	-	-	-	-	-	3
Mexico	9,017	-	9,017	1,688	10,368	-	-	-	13	-	19,398
Monaco	25	-	25	-	-	-	-	-	-	-	25
Mongolia	6	-	6	6	3	-	-	-	17	5	31
Montenegro	799	-	799	799	184	-	-	-	145	11,703	12,831
Morocco	4,715	-	4,715	4,715	2,064	-	-	-	-	-	6,779
Mozambique	4,876	-	4,876	4,876	18,800	6,231	15,128	-	-	-	45,035
Myanmar ²⁹	-	-	-	-	-	2	353,108	684	621,514	-	849,733
Namibia	2,189	-	2,189	2,189	1,907	18	-	-	-	9	4,123
Nauru ³⁰	962	-	962	-	130	-	-	-	-	-	1,092
Nepal ³¹	21,471	-	21,471	7,372	152	-	-	-	-	625	22,248
Netherlands	103,860	-	103,860	-	5,818	-	-	-	1,951	-	111,629
New Zealand	1,474	-	1,474	-	403	-	-	-	-	-	1,877
Nicaragua	328	-	328	328	408	-	-	-	-	1	737
Niger	165,732	-	165,732	165,732	289	-	129,015	5,867	-	14,820	315,723
Nigeria	1,922	-	1,922	1,922	8,652	282,761	1,704,080	381,780	-	-	2,379,195
Norway	59,236	-	59,236	-	2,996	-	-	-	3,282	-	65,514
Oman	309	-	309	309	399	-	-	-	-	-	708
Pakistan	1,393,143	-	1,393,143	460,024	3,496	17	174,354	281,640	-	-	1,852,650
Panama	2,432	-	2,432	222	7,297	-	-	-	2	48,900	58,631
Papua New Guinea ³²	5,441	4,581	10,022	-	-	-	-	-	-	-	10,022
Paraguay	205	-	205	11	72	-	-	-	-	-	277
Peru	1,817	-	1,817	156	37,757	1	-	-	-	31,224	70,799
Philippines ³³	522	-	522	128	224	-	311,943	318,483	2,678	68	633,918
Poland	12,238	-	12,238	-	2,902	-	-	-	10,825	-	25,965
Portugal	1,623	-	1,623	-	45	-	-	-	14	-	1,682
Qatar	189	-	189	189	125	-	-	-	1,200	-	1,514
Rep. of Korea	2,245	-	2,245	55	9,571	-	-	-	197	-	12,013
Rep. of Moldova	401	-	401	401	81	-	-	-	4,569	-	5,051
Romania	3,924	-	3,924	302	1,540	-	-	-	238	-	5,702
Russian Federation ³⁴	126,035	-	126,035	5,435	2,198	8	-	-	82,148	-	210,389
Rwanda	162,263	8,727	170,990	170,990	445	18,110	-	-	-	1,847	191,392
Saint Kitts and Nevis	-	-	-	-	5	-	-	-	-	-	5
Saint Lucia	2	-	2	2	-	-	-	-	-	-	2
Samoa	3	-	3	3	-	-	-	-	-	-	3
Saudi Arabia	148	7	155	155	81	-	-	-	70,000	-	70,236
Senegal	14,655	-	14,655	14,655	3,376	1	-	-	-	-	18,032
Serbia and Kosovo: S/RES/1244 (1999)	27,913	4,300	32,213	9,381	154	355	217,453	193	2,155	-	252,523
Seychelles	-	-	-	-	1	-	-	-	-	-	1
Sierra Leone	679	-	679	436	2	-	-	-	-	-	681
Singapore	-	-	-	-	-	-	-	-	-	1	1
Sint Maarten (Dutch part)	5	-	5	5	1	-	-	-	-	-	6
Slovakia	923	-	923	-	26	-	-	-	1,523	8	2,480
Slovenia	614	-	614	-	274	-	-	-	4	-	892
Somalia	14,567	-	14,567	14,567	14,705	41,479	2,116,705	-	-	129	2,187,585
South Africa	88,694	-	88,694	-	191,333	-	-	-	-	-	280,027
South Sudan	283,409	-	283,409	283,409	1,898	2,072	1,903,953	813	-	10,000	2,202,145
Spain	17,561	-	17,561	-	34,871	-	-	-	1,596	-	54,028
Sri Lanka	822	-	822	822	628	1,586	39,322	408	-	-	42,766
State of Palestine	-	-	-	-	-	-	-	-	-	-	-
Sudan	906,599	-	906,599	368,398	18,211	11,674	1,997,022	386,243	-	3,880	3,323,629
Suriname	37	-	37	37	71	-	-	-	-	2	110
Swaziland	792	-	792	221	557	-	-	-	-	-	1,349
Sweden	240,962	-	240,962	-	51,646	-	-	-	35,101	-	327,709

...

Refugees, asylum-seekers, internally displaced persons (IDPs), returnees (refugees and IDPs), stateless persons, and others of concern to UNHCR by country/territory of asylum | end-2017 (ctnd)

All data are provisional and subject to change.

Country/ territory of asylum	REFUGEES					Returned refugees ²	IDPs of concern to UNHCR, incl. people in IDP-like situations ⁵	Returned IDPs ⁷	Stateless people ⁸	Others of concern to UNHCR ⁹	Total pop- ulation of concern ¹⁰
	Refugees ²	People in refugee- like situations ³	Total refugees and people in refugee- like situations	Of whom assisted by UNHCR	Asylum- seekers (pending cases) ⁴						
Switzerland	93,056	-	93,056	-	23,739	-	-	-	62	-	116,857
Syrian Arab Rep. ³⁵	19,429	-	19,429	19,429	18,108	77,212	6,150,005	597,152	160,000	11,213	7,033,119
Tajikistan	2,525	-	2,525	2,389	440	-	-	-	10,500	-	13,465
Thailand	54,446	50,169	104,615	104,615	2,077	-	-	-	486,440	109	593,241
The former Yugoslav Republic of Macedonia	304	115	419	419	27	-	-	-	590	-	1,036
Timor-Leste	-	-	-	-	-	-	-	-	-	2	2
Togo	12,426	-	12,426	12,426	751	3	-	-	-	-	13,180
Trinidad and Tobago	288	-	288	288	1,981	-	-	-	-	17	2,286
Tunisia	722	-	722	722	47	-	-	-	-	1	770
Turkey ³⁶	3,480,348	-	3,480,348	1,194,381	308,855	-	-	-	117	-	3,789,320
Turkmenistan	23	-	23	23	-	-	-	-	3,851	1	3,875
Turks and Caicos Islands	5	-	5	5	-	-	-	-	-	-	5
Uganda	1,350,504	-	1,350,504	1,350,504	44,642	2	-	-	-	180,000	1,575,148
Ukraine ³⁷	3,257	-	3,257	640	6,229	5	1,800,000	-	35,294	-	1,844,785
United Arab Emirates	888	-	888	888	1,891	-	-	-	-	14	2,793
United Kingdom	121,837	-	121,837	-	40,365	-	-	-	97	-	162,299
United Rep. of Tanzania	308,528	-	308,528	308,528	44,172	1	-	-	-	168,581	521,282
United States of America	287,129	-	287,129	-	642,721	-	-	-	-	-	929,850
Uruguay	344	-	344	113	2,106	-	-	-	-	6,157	8,607
Uzbekistan ³⁸	21	-	21	21	-	-	-	-	85,555	-	85,576
Venezuela (Bolivarian Republic of)	7,876	114,934	122,810	9,192	904	-	-	-	-	-	123,714
Viet Nam	-	-	-	-	-	-	-	-	29,522	-	29,522
Yemen	270,919	-	270,919	121,187	9,773	2	2,014,062	125,034	-	16	2,419,806
Zambia	41,269	-	41,269	35,598	4,677	-	-	-	-	22,394	68,340
Zimbabwe ³⁹	7,572	-	7,572	7,572	8,394	38	-	-	-	2,870	18,874
Total	19,617,082	324,265	19,941,347	11,893,501	3,090,898	667,381	39,118,516	4,228,971	3,853,983	1,596,189	71,439,506

•••

Refugees, asylum-seekers, internally displaced persons (IDPs), returnees (refugees and IDPs), stateless persons, and others of concern to UNHCR by country/territory of asylum | end-2017 (ctnd)

All data are provisional and subject to change.

Country/ territory of asylum ¹	REFUGEES					Returned refugees ²	IDPs of concern to UNHCR, incl. people in IDP-like situations ⁶	Returned IDPs ⁷	Stateless people ⁸	Others of concern to UNHCR ⁹	Total pop- ulation of concern ¹⁰
	Refugees ²	People in refugee- like situations ³	Total refugees and people in refugee- like situations	Of whom assisted by UNHCR	Asylum- seekers (pending cases) ⁴						
UNHCR-Bureaux											
- Central Africa- Great Lakes	1,444,034	31,709	1,475,743	1,336,023	62,430	167,378	5,426,857	378,316	974	175,107	7,686,805
- East and Horn of Africa	4,307,820	-	4,307,820	3,769,619	148,600	56,667	7,196,092	387,056	18,500	293,750	12,408,485
- Southern Africa	197,722	-	197,722	87,441	281,966	6,287	15,128	-	-	25,924	527,027
- Western Africa	286,919	-	286,919	286,676	15,798	296,189	1,873,617	410,887	692,115	15,362	3,590,887
Total Africa	6,236,495	31,709	6,268,204	5,479,759	508,794	526,521	14,511,694	1,176,259	711,589	510,143	24,213,204
Asia and Pacific	4,153,991	55,740	4,209,731	2,650,568	159,919	62,157	2,715,806	633,864	2,212,700	528,844	9,465,242
Middle East and North Africa	2,653,717	51,226	2,704,943	2,460,619	234,834	78,086	10,960,992	2,418,655	370,872	15,437	16,783,819
Europe	6,088,618	25,656	6,114,274	1,251,987	1,308,628	412	3,006,915	193	552,339	77,356	11,060,117
Americas	484,261	159,934	644,195	50,568	878,723	205	7,923,109	-	6,483	464,409	9,917,124
Total	19,617,082	324,265	19,941,347	11,893,501	3,090,898	667,381	39,118,516	4,228,971	3,853,983	1,596,189	71,439,506
UN major regions											
Africa	6,629,617	57,709	6,687,326	5,824,876	610,268	526,521	14,692,631	1,326,142	711,589	510,144	25,064,621
Asia	9,854,358	91,572	9,945,930	5,970,158	559,612	140,243	14,386,749	2,902,636	2,588,582	550,280	30,016,253
Europe	2,592,473	10,469	2,602,942	47,885	993,776	412	2,116,027	193	547,277	71,356	6,331,983
Latin America and the Caribbean	92,354	159,934	252,288	50,568	184,128	205	7,923,109	-	2,693	464,409	8,826,832
Northern America	391,907	-	391,907	-	694,595	-	-	-	3,790	-	1,090,292
Oceania	56,373	4,581	60,954	14	48,519	-	-	-	52	-	109,525
Total	19,617,082	324,265	19,941,347	11,893,501	3,090,898	667,381	39,118,516	4,228,971	3,853,983	1,596,189	71,439,506

Notes

The data are generally provided by Governments, based on their own definitions and methods of data collection.

A dash ("—") indicates that the value is zero, not available or not applicable. All data are provisional and subject to change.

- 1 Country or territory of asylum or residence.
- 2 Persons recognized as refugees under the 1951 UN Convention/1967 Protocol, the 1969 OAU Convention, in accordance with the UNHCR Statute, persons granted a complementary form of protection and those granted temporary protection. In the absence of Government figures, UNHCR has estimated the refugee population in many industrialized countries based on 10 years of individual asylum-seeker recognition.
- 3 This category is descriptive in nature and includes groups of persons who are outside their country or territory of origin and who face protection risks similar to those of refugees, but for whom refugee status has, for practical or other reasons, not been ascertained.
- 4 Persons whose application for asylum or refugee status is pending at any stage in the asylum procedure. Where cases have been reported with an average number of persons, the number of cases reported has been multiplied by this average. This calculation has only been done to total numbers of asylum-seekers by country of asylum.
- 5 Refugees who have returned to their place of origin during 2017. Source: country of origin and asylum.
- 6 Persons who are displaced within their country and to whom UNHCR extends protection or assistance. It also includes people in IDP-like situations. This category is descriptive in nature and includes groups of persons who are inside their country of nationality or habitual residence and who face protection risks similar to those of IDPs but who, for practical or other reasons, could not be reported as such.
- 7 IDPs of concern to UNHCR who have returned to their place of origin during 2017.
- 8 Refers to persons who are not considered as nationals by any State under the operation of its law. This category refers to persons who fall under the agency's statelessness mandate because they are stateless according to this international definition, but data from some countries may also include persons with undetermined nationality. The figures reported includes stateless persons who are also refugees from Myanmar or IDPs in Myanmar. Most of these people originate from Rakhine State. UNHCR's statistical reporting currently follows a methodology that reports on one legal status as a person of concern only. However, due to the extraordinary size of the newly displaced stateless population in Bangladesh, UNHCR considered it important to reflect, on an exceptional basis, the dual status that this population group possesses as to do otherwise might convey the mistaken impression that the overall number of stateless persons has declined significantly. For more information on UNHCR's approach in reporting on this population group, please refer to the text box on p. 53 of this report. This approach will not be replicated in the database and in the Excel version of this table, and therefore, figures may differ. See Annex Table 7 at <http://www.unhcr.org/statistics/17-WRD-table-7.xls> for detailed notes.
- 9 Refers to individuals who do not necessarily fall directly into any of the other groups but to whom UNHCR may extend its protection or assistance services. These activities might be based on humanitarian or other special grounds.
- 10 The total population of concern may not sum due to the inclusion of displaced stateless Myanmar population as both refugees or IDPs and stateless.
- 11 The statelessness figure refers to a census from 2011 and has been adjusted to reflect the number of persons with undetermined nationality who had their nationality confirmed in 2011-2017.
- 12 According to the Government of Algeria, there are an estimated 165,000 Sahrawi refugees in the Tindouf camps.
- 13 Australia's figures for asylum-seekers are based on the number of applications lodged for protection visas.
- 14 The figure reported relates to stateless persons who are also refugees from Myanmar, mainly from Rakhine State. This figure exceptionally includes 932,204 stateless refugees who are also counted in the column under "Refugees." UNHCR's statistical reporting currently follows a methodology that reports on one legal status as a person of concern only. However, due to the extraordinary size of the newly displaced stateless population in Bangladesh, UNHCR considered it important to reflect, on an exceptional basis, the dual status that this population group possesses as both refugees and stateless persons as to do otherwise might convey the mistaken impression that the overall number of stateless persons has declined significantly. For more information on UNHCR's approach in reporting on this population group, please refer to the text box on p. 53 of this report. This approach will not be replicated in the database and in the Excel version of this table and, therefore, figures may differ.
- 15 Refugee figure related to the end of 2016.
- 16 All figures related to the end of 2016.
- 17 The 300,000 Vietnamese refugees are well integrated and in practice receive protection from the Government of China.
- 18 The statelessness figure is based on a Government estimate of individuals who themselves or whose parents or grandparents migrated to Côte d'Ivoire before or just after independence and who did not establish their nationality at independence or before the nationality law changed in 1972. The estimate is derived in part from cases denied voter registration in 2010 because electoral authorities could not determine their nationality at the time. The estimation is adjusted to reflect the number of persons who acquired nationality through the special 'acquisition of nationality by declaration' procedure until end of 2016. The estimate does not include individuals of unknown parentage who were abandoned as children and who are not considered as nationals under Ivorian law.
- 19 UNHCR's assistance activities for IDPs in Cyprus ended in 1999. Visit the website of the Internal Displacement Monitoring Centre (IDMC) for further information.
- 20 UNHCR is currently working with the authorities and other actors to determine the size of the population that found an effective nationality solution under Law 169-14. Since the adoption of Law 169-14 in May 2014, important steps have been taken by the Dominican Republic to confirm Dominican nationality through the validation of birth certificates of individuals born in the country to two migrant parents. According to information released by the authorities, 20,872 individuals had been issued their Dominican civil documents by the end of 2017.
- 21 Almost all people recorded as being stateless have permanent residence and enjoy more rights than foreseen in the 1954 Convention relating to the Status of Stateless Persons.
- 22 All figures related to the end of 2016. Stateless figure refers to individuals without a nationality who were born in the Dominican Republic prior to January 2010 and who were identified by UNHCR in Haiti since June 2015.
- 23 Pending a more accurate study into statelessness in Iraq, the estimate of stateless persons in Iraq has been adjusted to reflect the reduction of statelessness in line with Law 26 of 2006, which allows stateless persons to apply for nationality in certain circumstances.
- 24 Figures are UNHCR estimates.
- 25 Includes 34,000 Iraqi refugees registered with UNHCR in Jordan. The Government estimated the number of Iraqis at 400,000 individuals at the end of March 2015. This includes refugees and other categories of Iraqis.
- 26 With respect to persons under UNHCR's statelessness mandate, this figure includes persons of concern covered by two separate Latvian laws. 178 persons fall under the Republic of Latvia's Law on Stateless Persons on 17 February 2004. 233,393 of the persons fall under Latvia's 25 April 1995 Law on the Status of those Former USSR Citizens who are not Citizens of Latvia or Any Other State ("Non-citizens"). In the specific context of Latvia, the "Non-citizens" enjoy the right to reside in Latvia ex lege and a set of rights and obligations generally beyond the rights prescribed by the 1954 Convention relating to the Status of Stateless Persons, including protection from removal, and as such the "Non-citizens" may currently be considered persons to whom the Convention does not apply in accordance with Article 1.2(ii).
- 27 Refugee figure related to the end of 2016.
- 28 Updated figure is based on a registration and community legal assistance programme undertaken in West Malaysia by a local NGO with technical support from UNHCR, which began in 2014. During 2017, 906 persons of those registered acquired Malaysian nationality.
- 29 The figure reported relates to stateless persons in Rakhine State and persons of undetermined nationality residing in other States in Myanmar. This figure exceptionally includes 125,575 stateless IDPs who are also counted in the column under "IDPs of concern to UNHCR, including people in IDP-like situations." Outside of Rakhine State, the figure of those with undetermined nationality (25,939) is based on government data released on 27 December 2016 indicating the number of persons who hold an Identity Card for National Verification whose citizenship has not yet been confirmed. The number of stateless persons in Rakhine State was estimated to be approximately one million at the end of 2016. Following large-scale departures to Bangladesh in 2017, the number of stateless persons in Rakhine State (470,000) has significantly declined in comparison to the numbers reported in 2016 and previous years. For more information on UNHCR's approach in reporting on this population group, please refer to the text box on p. 53 of this report. This approach will not be replicated in the database and in the Excel version of this table and, therefore, figures may differ.
- 30 The data was provided by Government on 14 September 2017.
- 31 Various studies estimate that a large number of individuals lack citizenship certificates in Nepal. While these individuals are not all necessarily stateless, UNHCR has been working closely with the Government of Nepal and partners to address this situation.
- 32 The data was provided by Government on 26 September 2017.
- 33 By the end of 2017, a total of 6,072 persons out of the 8,745 persons of Indonesian descent registered by the Government of the Philippines between 2014-2016 were confirmed as Filipino, Indonesian or dual nationals.
- 34 The statelessness figure refers to the census figure from 2010 adjusted to reflect the number of stateless persons who acquired nationality in 2011-2017.
- 35 Refugee figure for Iraqis is a Government estimate. UNHCR has registered and is assisting 16,300 Iraqis at the end of 2017. Figure for stateless persons is an estimate.
- 36 Refugee figure for Syrians in Turkey is a Government estimate.
- 37 IDP figure in Ukraine includes 800,000 people who are in an IDP-like situation.
- 38 The statelessness figure refers to stateless persons with permanent residence reported by the Government in 2010. The figure has been adjusted provided that citizenship of Uzbekistan was granted to 1,148 persons since December 2016. Information on other categories of stateless persons is not available.
- 39 A study is being pursued to provide a revised estimate of statelessness figure.

Source: UNHCR/Governments.

Refugees, asylum-seekers, internally displaced persons (IDPs), returnees (refugees and IDPs), stateless persons, and others of concern to UNHCR by origin | end-2017

All data are provisional and subject to change.

Origin ¹	REFUGEES					Returned refugees ²	IDPs of concern to UNHCR, incl. people in IDP-like situations ⁶	Returned IDPs ⁷	Stateless people ⁸	Others of concern to UNHCR ⁹	Total population of concern ¹⁰
	Refugees ²	People in refugee-like situations ³	Total refugees and people in refugee-like situations	of whom: UNHCR-assisted	Asylum-seekers (pending cases) ⁴						
Afghanistan	2,621,091	3,175	2,624,266	1,438,673	334,003	60,545	1,837,079	32,649	-	448,040	5,336,582
Albania	12,176	-	12,176	2	18,764	-	-	-	-	1	30,941
Algeria	4,042	-	4,042	67	6,432	-	-	-	-	8	10,482
American Samoa	-	-	-	-	3	-	-	-	-	-	3
Andorra	3	-	3	-	5	-	-	-	-	-	8
Angola	8,308	-	8,308	1,026	7,838	-	-	-	-	17,730	33,876
Antigua and Barbuda	102	-	102	2	57	-	-	-	-	-	159
Argentina	129	-	129	4	360	-	-	-	-	-	489
Armenia	10,798	-	10,798	52	14,927	-	-	-	-	8	25,733
Australia	14	-	14	-	15	-	-	-	-	-	29
Austria	9	-	9	-	29	-	-	-	-	-	38
Azerbaijan	10,320	573	10,893	1,920	9,560	-	612,785	-	-	1	633,239
Bahamas	378	-	378	-	236	-	-	-	-	-	614
Bahrain	501	-	501	30	180	-	-	-	-	-	681
Bangladesh	16,780	11	16,791	94	68,230	-	-	-	-	15	85,036
Barbados	172	-	172	-	77	-	-	-	-	-	249
Belarus	3,657	-	3,657	13	2,885	-	-	-	-	-	6,542
Belgium	53	-	53	-	37	-	-	-	-	1	91
Belize	65	-	65	2	209	-	-	-	-	-	274
Benin	583	-	583	10	1,140	-	-	-	-	7	1,730
Bhutan	7,952	-	7,952	6,845	405	-	-	-	-	-	8,357
Bolivia (Plurinational State of)	528	-	528	12	870	-	-	-	-	-	1,398
Bosnia and Herzegovina	17,694	-	17,694	1,653	1,883	-	98,574	-	-	48,908	167,059
Botswana	284	-	284	-	100	-	-	-	-	1	385
Brazil	855	-	855	3	6,803	-	-	-	-	-	7,658
Brunei Darussalam	1	-	1	-	11	-	-	-	-	-	12
Bulgaria	722	-	722	1	324	-	-	-	-	1	1,047
Burkina Faso	2,703	-	2,703	7	5,577	-	2,350	-	-	-	10,630
Burundi	439,329	-	439,329	431,039	60,479	70,612	57,258	-	-	164,206	791,884
Cabo Verde	11	-	11	-	183	-	-	-	-	-	194
Cambodia	12,200	36	12,236	243	1,587	-	-	-	-	-	13,823
Cameroon	11,048	-	11,048	358	24,651	1	221,695	33,662	-	24	291,081
Canada	82	-	82	-	80	-	-	-	-	1	163
Cayman Islands	7	-	7	-	-	-	-	-	-	-	7
Central African Rep.	545,525	-	545,525	542,299	13,012	78,618	688,700	89,019	-	21,433	1,436,307
Chad	16,340	-	16,340	10,312	3,120	969	99,983	-	-	37,319	157,731
Chile	494	-	494	3	362	-	-	-	-	-	856
China	207,722	-	207,722	283	89,337	-	-	-	-	2	297,061
China, Hong Kong SAR	13	-	13	-	106	-	-	-	-	-	119
China, Macao SAR	1	-	1	-	9	-	-	-	-	-	10
Colombia	76,688	114,934	191,622	26,106	32,484	194	7,677,609	-	-	-	7,901,909
Comoros	596	-	596	-	337	-	-	-	-	-	933
Congo, Republic of	13,292	-	13,292	1,124	13,111	5	107,828	-	-	91	134,327
Cook Islands	1	-	1	-	-	-	-	-	-	-	1
Costa Rica	201	-	201	1	491	-	-	-	-	-	692
Côte d'Ivoire	40,019	-	40,019	26,410	26,550	8,304	-	-	-	21	74,894
Croatia ¹¹	24,873	-	24,873	8,539	273	44	-	-	-	8,019	33,209
Cuba	5,338	-	5,338	688	13,265	8	-	-	-	-	18,611
Curaçao	35	-	35	-	-	-	-	-	-	1	36
Cyprus ¹²	2	-	2	-	26	-	-	-	-	-	28
Czechia	1,277	-	1,277	-	313	-	-	-	-	-	1,590

...

Refugees, asylum-seekers, internally displaced persons (IDPs), returnees (refugees and IDPs), stateless persons, and others of concern to UNHCR by origin | end-2017 (ctnd)

All data are provisional and subject to change.

Origin ¹	REFUGEES					Returned refugees ²	IDPs of concern to UNHCR, incl. people in IDP-like situations ⁶	Returned IDPs ⁷	Stateless people ⁸	Others of concern to UNHCR ⁹	Total population of concern ¹⁰
	Refugees ²	People in refugee-like situations ³	Total refugees and people in refugee-like situations	of whom: UNHCR-assisted	Asylum-seekers (pending cases) ⁴						
Dem. People's Rep. of Korea	1,175	-	1,175	79	591	-	-	-	-	-	1,766
Dem. Rep. of the Congo	611,875	8,936	620,811	549,825	136,355	28	4,351,376	255,635	-	10,560	5,374,765
Denmark	2	-	2	-	21	-	-	-	-	1	24
Djibouti	1,763	-	1,763	84	1,293	-	-	-	-	1	3,057
Dominica	29	-	29	-	64	-	-	-	-	-	93
Dominican Rep.	432	-	432	5	3,163	-	-	-	-	-	3,595
Ecuador	1,256	-	1,256	15	17,339	-	-	-	-	-	18,595
Egypt	22,110	-	22,110	378	14,610	-	-	-	-	42	36,762
El Salvador	25,879	-	25,879	1,979	104,903	-	71,500	-	-	4,200	206,482
Equatorial Guinea	137	-	137	8	114	-	-	-	-	-	251
Eritrea	464,136	22,081	486,217	287,182	78,450	468	-	-	-	146	565,281
Estonia	286	-	286	-	45	-	-	-	-	-	331
Ethiopia	87,455	-	87,455	42,352	133,851	3	1,078,429	-	-	4,259	1,303,997
Fiji	737	-	737	1	679	-	-	-	-	-	1,416
Finland	5	-	5	-	10	-	-	-	-	-	15
France	56	-	56	-	150	-	-	-	-	-	206
French Guiana	1	-	1	-	10	-	-	-	-	-	11
Gabon	227	-	227	4	699	3	-	-	-	-	929
Gambia	14,578	-	14,578	66	22,236	38	-	-	-	-	36,852
Georgia	6,526	-	6,526	220	16,471	-	278,103	-	-	-	301,100
Germany	75	-	75	11	176	-	-	-	-	-	251
Ghana	16,973	-	16,973	9,729	17,588	1	-	-	-	4	34,566
Gibraltar	1	-	1	-	-	-	-	-	-	-	1
Greece	106	-	106	-	103	-	-	-	-	-	209
Grenada	104	-	104	-	64	-	-	-	-	-	168
Guadeloupe	-	-	-	-	37	-	-	-	-	-	37
Guam	-	-	-	-	1	-	-	-	-	-	1
Guatemala	16,289	-	16,289	178	72,726	-	-	-	-	-	89,015
Guinea	20,340	-	20,340	249	34,550	5	-	-	-	1	54,896
Guinea-Bissau	1,875	-	1,875	24	3,509	-	-	-	-	-	5,384
Guyana	263	-	263	3	483	-	-	-	-	-	746
Haiti	28,438	-	28,438	626	37,011	2	-	-	-	43,871	109,322
Honduras	14,427	-	14,427	918	59,788	-	174,000	-	-	3,200	251,415
Hungary	3,336	-	3,336	1	1,661	-	-	-	-	3	5,000
Iceland	3	-	3	-	-	-	-	-	-	-	3
India	7,935	1	7,936	17	40,391	-	-	-	-	237	48,564
Indonesia	7,044	5,447	12,491	884	5,391	-	-	-	-	3	17,885
Iran (Islamic Rep. of)	118,261	376	118,637	15,145	75,096	6	-	-	-	2,731	196,470
Iraq ¹³	360,596	1,946	362,542	128,855	272,643	872	2,615,988	1,546,586	-	11,227	4,809,858
Ireland	6	-	6	-	53	-	-	-	-	-	59
Israel	481	-	481	2	709	-	-	-	-	-	1,190
Italy	53	-	53	1	287	-	-	-	-	-	340
Jamaica	2,233	-	2,233	28	1,447	-	-	-	-	-	3,680
Japan	50	-	50	-	105	-	-	-	-	-	155
Jordan	2,140	3	2,143	150	3,496	-	-	-	-	62	5,701
Kazakhstan	2,412	-	2,412	12	3,526	1	-	-	-	-	5,939
Kenya	7,574	-	7,574	3,681	5,741	-	-	-	-	17	13,332
Kiribati	1	-	1	-	-	-	-	-	-	-	1
Kuwait	1,102	-	1,102	29	959	-	-	-	-	4	2,065
Kyrgyzstan	2,777	-	2,777	98	2,569	-	-	-	-	-	5,346
Lao People's Dem. Rep.	7,059	-	7,059	2	228	-	-	-	-	-	7,287
Latvia	164	-	164	4	116	-	-	-	-	-	280

...

Refugees, asylum-seekers, internally displaced persons (IDPs), returnees (refugees and IDPs), stateless persons, and others of concern to UNHCR by origin | end-2017 (ctnd)

All data are provisional and subject to change.

Origin ¹	REFUGEES					Returned refugees ²	IDPs of concern to UNHCR, incl. people in IDP-like situations ⁶	Returned IDPs ⁷	Stateless people ⁸	Others of concern to UNHCR ⁹	Total population of concern ¹⁰
	Refugees ³	People in refugee-like situations ⁴	Total refugees and people in refugee-like situations	of whom: UNHCR-assisted	Asylum-seekers (pending cases) ⁵						
Lebanon	5,323	1	5,324	151	9,301	-	-	-	-	-	14,625
Lesotho	11	-	11	-	16	-	-	-	-	-	27
Liberia	6,048	7	6,055	3,067	3,383	-	-	-	-	147	9,585
Libya	11,216	-	11,216	1,704	6,860	-	180,937	149,883	-	5	348,901
Liechtenstein	-	-	-	-	-	-	-	-	-	-	-
Lithuania	73	-	73	5	95	-	-	-	-	-	168
Luxembourg	3	-	3	-	-	-	-	-	-	-	3
Madagascar	298	-	298	1	79	-	-	-	-	5	382
Malawi	435	-	435	1	3,235	-	-	-	-	-	3,670
Malaysia	544	-	544	-	9,484	-	-	-	-	1	10,029
Maldives	63	-	63	11	31	-	-	-	-	-	94
Mali	150,326	-	150,326	130,866	15,102	5,076	38,172	23,240	-	366	232,282
Malta	-	-	-	-	4	-	-	-	-	-	4
Marshall Islands	7	-	7	-	-	-	-	-	-	-	7
Mauritania	36,530	-	36,530	29,121	7,544	-	-	-	-	4	44,078
Mauritius	133	-	133	-	229	-	-	-	-	-	362
Mexico	11,677	-	11,677	21	85,086	-	-	-	-	-	96,763
Monaco	3	-	3	-	1	-	-	-	-	-	4
Mongolia	2,228	-	2,228	-	4,175	-	-	-	-	5	6,408
Montenegro	709	-	709	4	771	-	-	-	-	-	1,480
Morocco	3,098	-	3,098	36	6,884	-	-	-	-	14	9,996
Mozambique	50	-	50	10	12,679	6,231	15,128	-	-	-	34,088
Myanmar ¹⁴	1,106,555	50,188	1,156,743	1,094,460	41,092	2	353,108	684	-	110	1,551,739
Namibia	1,372	-	1,372	924	214	18	-	-	-	5	1,609
Nauru	-	-	-	-	-	-	-	-	-	-	-
Nepal	8,420	5	8,425	29	13,188	-	-	-	-	382	21,995
Netherlands	45	-	45	-	70	-	-	-	-	-	115
New Zealand	38	-	38	-	29	-	-	-	-	1	68
Nicaragua	1,478	-	1,478	586	2,735	-	-	-	-	-	4,213
Niger	1,369	-	1,369	502	2,432	-	129,015	5,867	-	14,820	153,503
Nigeria	216,020	22,982	239,002	180,578	92,099	282,761	1,704,080	381,780	-	22	2,699,744
Niue	19	-	19	-	4	-	-	-	-	-	23
Norway	11	-	11	-	29	-	-	-	-	-	40
Oman	38	-	38	3	27	-	-	-	-	-	65
Pakistan	128,929	2	128,931	81,077	76,936	17	174,354	281,640	-	-	661,878
Palau	2	-	2	-	4	-	-	-	-	-	6
Palestinian ¹⁵	99,641	-	99,641	16,439	8,879	-	-	-	-	1,659	110,179
Panama	41	-	41	4	126	-	-	-	-	-	167
Papua New Guinea	404	-	404	-	374	-	-	-	-	-	778
Paraguay	77	-	77	2	184	-	-	-	-	-	261
Peru	2,599	-	2,599	104	3,512	1	-	-	-	-	6,112
Philippines	434	15	449	28	8,099	-	311,943	318,483	-	80,047	719,021
Poland	1,122	-	1,122	-	794	-	-	-	-	-	1,916
Portugal	18	-	18	1	175	-	-	-	-	-	193
Puerto Rico	-	-	-	-	1	-	-	-	-	-	1
Qatar	36	-	36	1	42	-	-	-	-	-	78
Rep. of Korea	242	-	242	-	389	-	-	-	-	-	631
Rep. of Moldova	2,340	1	2,341	26	3,427	-	-	-	-	1	5,769
Romania	1,212	-	1,212	1	3,277	-	-	-	-	2	4,491
Russian Federation	61,590	-	61,590	651	38,686	8	-	-	-	2	100,286
Rwanda	258,997	-	258,997	137,422	12,866	18,110	-	-	-	6,676	296,649
Saint Kitts and Nevis	50	-	50	-	21	-	-	-	-	-	71
Saint Lucia	996	-	996	-	178	-	-	-	-	-	1,174

...

Refugees, asylum-seekers, internally displaced persons (IDPs), returnees (refugees and IDPs), stateless persons, and others of concern to UNHCR by origin | end-2017 (ctnd)

All data are provisional and subject to change.

Origin ¹	REFUGEES					Returned refugees ²	IDPs of concern to UNHCR, incl. people in IDP-like situations ⁶	Returned IDPs ⁷	Stateless people ⁸	Others of concern to UNHCR ⁹	Total population of concern ¹⁰
	Refugees ²	People in refugee-like situations ³	Total refugees and people in refugee-like situations	of whom: UNHCR-assisted	Asylum-seekers (pending cases) ⁴						
Saint Vincent and the Grenadines	1,307	-	1,307	3	136	-	-	-	-	-	1,443
Saint-Pierre-et-Miquelon	1	-	1	-	1	-	-	-	-	-	2
Samoa	1	-	1	-	11	-	-	-	-	-	12
San Marino	2	-	2	-	-	-	-	-	-	-	2
Sao Tome and Principe	29	-	29	26	24	-	-	-	-	-	53
Saudi Arabia	1,216	-	1,216	39	1,256	-	-	-	-	9	2,481
Senegal	26,596	-	26,596	17,769	25,201	1	-	-	-	-	51,798
Serbia and Kosovo: S/RES/1244 (1999)	34,986	115	35,101	1,260	13,241	355	217,453	193	-	-	266,343
Seychelles	13	-	13	-	5	-	-	-	-	-	18
Sierra Leone	4,498	-	4,498	517	6,267	-	-	-	-	375	11,140
Singapore	49	-	49	2	59	-	-	-	-	-	108
Slovakia	915	-	915	-	705	-	-	-	-	-	1,620
Slovenia	18	-	18	1	16	-	-	-	-	-	34
Solomon Islands	57	-	57	-	106	-	-	-	-	-	163
Somalia	986,382	15	986,397	695,577	58,345	41,479	2,116,705	-	-	229	3,203,155
South Africa	466	-	466	3	1,617	-	-	-	-	5	2,088
South Sudan ¹⁶	2,439,848	59	2,439,907	1,901,396	6,464	2,072	1,903,953	813	-	10,000	4,363,209
Spain	43	-	43	1	207	-	-	-	-	-	250
Sri Lanka	115,639	-	115,639	1,642	18,942	1,586	39,322	408	-	6	175,903
Sudan ¹⁷	691,430	3,128	694,558	661,148	52,200	11,674	1,997,022	386,243	-	19	3,141,716
Suriname	19	-	19	-	47	-	-	-	-	1	67
Swaziland	234	-	234	1	44	-	-	-	-	-	278
Sweden	16	-	16	-	21	-	-	-	-	-	37
Switzerland	7	-	7	-	12	-	-	-	-	-	19
Syrian Arab Rep.	6,290,908	17,747	6,308,655	3,216,194	146,749	77,212	6,150,005	597,152	-	8,599	13,288,372
Tajikistan	1,372	-	1,372	71	3,616	-	-	-	-	-	4,988
Thailand	158	14	172	25	1,338	-	-	-	-	-	1,510
The former Yugoslav Republic of Macedonia	1,664	-	1,664	8	4,044	-	-	-	-	-	5,708
Tibetan	13,534	-	13,534	2	13	-	-	-	-	8	13,555
Timor-Leste	13	1	14	1	8	-	-	-	-	-	22
Togo	8,131	-	8,131	3,625	3,779	3	-	-	-	-	11,913
Tonga	35	-	35	-	110	-	-	-	-	-	145
Trinidad and Tobago	312	-	312	-	311	-	-	-	-	15	638
Tunisia	1,842	-	1,842	52	2,342	-	-	-	-	9	4,193
Turkey	61,386	-	61,386	15,826	33,806	-	-	-	-	10	95,202
Turkmenistan	371	-	371	15	1,120	-	-	-	-	1	1,492
Turks and Caicos Islands	16	-	16	-	3	-	-	-	-	-	19
Tuvalu	2	-	2	-	-	-	-	-	-	-	2
Uganda	6,417	-	6,417	799	10,207	2	-	-	-	180,004	196,630
Ukraine ¹⁸	139,327	265	139,592	3,815	37,686	5	1,800,000	-	-	5	1,977,288
United Arab Emirates	144	-	144	8	208	-	-	-	-	-	352
United Kingdom	80	5	85	5	160	-	-	-	-	-	245
United Rep. of Tanzania	670	-	670	22	1,202	1	-	-	-	15	1,888
United States of America ¹⁹	311	8	319	15	2,199	-	-	-	-	8	2,526
Uruguay	19	-	19	-	177	-	-	-	-	-	196
Uzbekistan	3,418	-	3,418	192	3,549	-	-	-	-	2	6,969
Vanuatu	2	-	2	-	15	-	-	-	-	-	17
Venezuela (Bolivarian Republic of)	9,273	-	9,273	526	147,976	-	-	-	-	345,585	502,834

...

Refugees, asylum-seekers, internally displaced persons (IDPs), returnees (refugees and IDPs), stateless persons, and others of concern to UNHCR by origin | end-2017 (ctnd)

All data are provisional and subject to change.

Origin ¹	REFUGEES					Returned refugees ²	IDPs of concern to UNHCR, incl. people in IDP-like situations ⁶	Returned IDPs ⁷	Stateless people ⁸	Others of concern to UNHCR ⁹	Total population of concern ¹⁰
	Refugees ²	People in refugee-like situations ³	Total refugees and people in refugee-like situations	of whom: UNHCR-assisted	Asylum-seekers (pending cases) ⁴						
Viet Nam ²⁰	334,069	2	334,071	531	7,119	-	-	-	-	68	341,258
Western Sahara ²¹	90,764	26,000	116,764	116,086	1,847	-	-	-	-	-	118,611
Yemen	23,553	-	23,553	17,743	24,642	2	2,014,062	125,034	-	12	2,187,305
Zambia	271	-	271	7	172	-	-	-	-	5	448
Zimbabwe	17,434	-	17,434	784	22,281	38	-	-	-	170	39,923
Stateless	53,358	-	53,358	1,181	8,905	-	-	-	3,853,983	-	2,858,467
Various/unknown	155,789	46,186	201,975	18,081	33,295	-	-	-	-	120,348	355,618
Total	19,617,082	324,265	19,941,347	11,893,501	3,090,898	667,381	39,118,516	4,228,971	3,853,983	1,596,189	71,439,506

UNHCR-Bureaux											
- Central Africa-Great Lakes	1,881,129	8,936	1,890,065	1,662,127	262,513	167,378	5,426,857	378,316	-	203,005	8,328,134
- East and Horn of Africa	4,701,345	25,283	4,726,628	3,602,531	349,671	56,667	7,196,092	387,056	-	231,994	12,948,108
- Southern Africa	29,905	-	29,905	2,757	48,846	6,287	15,128	-	-	17,921	118,087
- Western Africa	510,070	22,989	533,059	373,419	259,596	296,189	1,873,617	410,887	-	15,763	3,389,111
Total Africa	7,122,449	57,208	7,179,657	5,640,834	920,626	526,521	14,511,694	1,176,259	-	468,683	24,783,440
Asia and Pacific	4,729,831	59,273	4,789,104	2,640,462	812,094	62,157	2,715,806	633,864	-	531,659	9,544,684
Middle East and North Africa	6,955,281	45,697	7,000,978	3,527,088	515,610	78,086	10,960,992	2,418,655	-	21,654	20,995,975
Europe	397,773	959	398,732	34,021	205,346	412	3,006,915	193	-	56,963	3,668,561
Americas	202,601	114,942	317,543	31,834	595,022	205	7,923,109	-	-	396,882	9,232,761
Various/Stateless	209,147	46,186	255,333	19,262	42,200	-	-	-	3,853,983	120,348	3,214,085
Total	19,617,082	324,265	19,941,347	11,893,501	3,090,898	667,381	39,118,516	4,228,971	3,853,983	1,596,189	71,439,506

UN major regions											
Africa	7,292,051	83,208	7,375,259	5,788,278	967,145	526,521	14,692,631	1,326,142	-	468,765	25,356,463
Asia	11,603,222	79,543	11,682,765	6,038,123	1,354,624	140,243	14,386,749	2,902,636	-	553,249	31,020,266
Europe	308,741	386	309,127	16,003	130,556	412	2,116,027	193	-	56,944	2,613,259
Latin America and the Caribbean	202,208	114,934	317,142	31,819	592,743	205	7,923,109	-	-	396,873	9,230,072
Northern America	393	8	401	15	2,279	-	-	-	-	9	2,689
Oceania	1,320	-	1,320	1	1,351	-	-	-	-	1	2,672
Various/Stateless	209,147	46,186	255,333	19,262	42,200	-	-	-	3,853,983	120,348	3,214,085
Total	19,617,082	324,265	19,941,347	11,893,501	3,090,898	667,381	39,118,516	4,228,971	3,853,983	1,596,189	71,439,506

Notes

The data are generally provided by Governments, based on their own definitions and methods of data collection.

A dash ("-") indicates that the value is zero, not available or not applicable. All data are provisional and subject to change.

- 1** Country or territory of origin.
- 2** Persons recognized as refugees under the 1951 UN Convention/1967 Protocol, the 1969 OAU Convention, or the Cartagena Declaration, in accordance with the UNHCR Statute, persons granted a complementary form of protection and those granted temporary protection. In the absence of Government figures, UNHCR has estimated the refugee population in many industrialized countries based on 10 years of individual asylum-seeker recognition.
- 3** This category is descriptive in nature and includes groups of persons who are outside their country or territory of origin and who face protection risks similar to those of refugees, but for whom refugee status has, for practical or other reasons, not been ascertained.
- 4** Persons whose application for asylum or refugee status is pending at any stage in the asylum procedure.
- 5** Refugees who have returned to their place of origin during 2017. Source: country of origin and asylum.
- 6** Persons who are displaced within their country and to whom UNHCR extends protection or assistance. It also includes people in IDP-like situations. This category is descriptive in nature and includes groups of persons who are inside their country of nationality or habitual residence and who face protection risks similar to those of IDPs but who, for practical or other reasons, could not be reported as such.
- 7** IDPs of concern to UNHCR who have returned to their place of origin during 2017.
- 8** Refers to persons who are not considered as nationals by any State under the operation of its law. This category refers to persons who fall under the agency's statelessness mandate because they are stateless according to this international definition, but data from some countries may also include persons with undetermined nationality. The figures reported include stateless persons who are also refugees from Myanmar or IDPs in Myanmar. Most of these people originate from Rakhine State. UNHCR's statistical reporting currently follows a methodology that reports on one legal status as a person of concern only. However, due to the extraordinary size of the newly displaced stateless population in Bangladesh, UNHCR considered it important to reflect, on an exceptional basis, the dual status that this population group possesses as to do otherwise might convey the mistaken impression that the overall number of stateless persons has declined significantly. For more information on UNHCR's approach in reporting on this population group, please refer to the text box on p. 53 of this report. This approach will not be replicated in the database and in the Excel version of this table, and therefore, figures may differ. See Annex Table 7 at <http://www.unhcr.org/statistics/17-WRD-table-7.xls> for detailed notes.
- 9** Refers to individuals who do not necessarily fall directly into any of the other groups but to whom UNHCR may extend its protection or assistance services. These activities might be based on humanitarian or other special grounds.
- 10** The total population of concern may not sum due to the inclusion of displaced stateless Myanmar population as both refugees or IDPs and stateless.
- 11** UNHCR has recommended on 4 April 2014 to start the process of cessation of refugee status for refugees from Croatia displaced during the 1991-95 conflict. The Office suggests that cessation enters into effect latest by the end of 2017.
- 12** UNHCR's assistance activities for IDPs in Cyprus ended in 1999. Visit the website of the Internal Displacement Monitoring Centre (IDMC) for further information.
- 13** Refugee figure for Iraqis in the Syrian Arab Republic was a Government estimate. UNHCR has registered and is assisting 16,300 Iraqis at the end of 2017. The refugee population in Jordan includes 34,000 Iraqis registered with UNHCR. The Government of Jordan estimated the number of Iraqis at 400,000 individuals at the end of March 2015. This includes refugees and other categories of Iraqis.
- 14** IDP figure in Myanmar includes 120,000 persons in an IDP-like situation.
- 15** Refers to Palestinian refugees under the UNHCR mandate only.
- 16** An unknown number of refugees and asylum-seekers from South Sudan may be included under Sudan (in absence of separate statistics for both countries).
- 17** Figures for refugees and asylum-seekers may include citizens of South Sudan (in absence of separate statistics for both countries).
- 18** IDP figure in Ukraine includes 800,000 people who are in an IDP-like situation.
- 19** A limited number of countries record refugee and asylum statistics by country of birth rather than country of origin. This affects the number of refugees reported as originating from the United States of America.
- 20** The 300,000 Vietnamese refugees are well integrated and in practice receive protection from the Government of China.
- 21** According to the Government of Algeria, there are an estimated 165,000 Sahrawi refugees in the Tindouf camps.

Source: UNHCR/Governments.

GLOBAL TRENDS

FORCED DISPLACEMENT IN 2017

PRODUCED AND PRINTED BY UNHCR
(20 JUNE 2018)

FRONT COVER:

BANGLADESH. Young Rohingya refugees look out over Palong Khali refugee camp, a sprawling site located on a hilly area near the Myanmar border in south-east Bangladesh.

© UNHCR/ANDREW MCCONNELL



© 2018 United Nations High Commissioner for Refugees
All rights reserved. Reproductions and translations are
authorized, provided UNHCR is acknowledged as the source.

For more information, please contact:
Field Information and Coordination Support Section
Division of Programme Support and Management
Case Postale 2500
1211 Geneva, Switzerland
stats@unhcr.org

This document along with further information on
global displacement is available on UNHCR's
statistics website:
<http://www.unhcr.org/statistics>

