

UGANDA REFUGEE RESPONSE

SOUTH SUDAN SITUATION (As of 05 September 2017)

Key Figures



1,355,764

Total refugees and asylum-seekers in country (as of 31 August 2017)



1,021,903

Total S.Sudan refugees and asylum-seekers in country (as of 31 August 2017)



330,047

S.Sudan new arrival in country (1 Jan - 31 Aug 2017)



61%

Of population are children under 18



82%

of the Population are women and children <18



3%

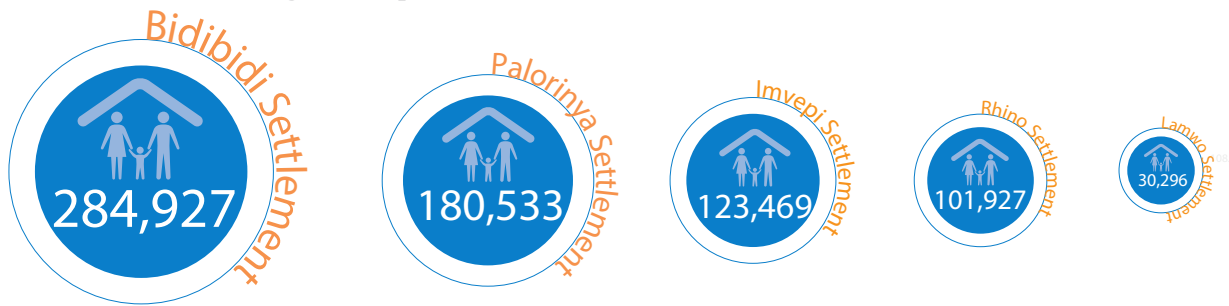
Of the population are elderly



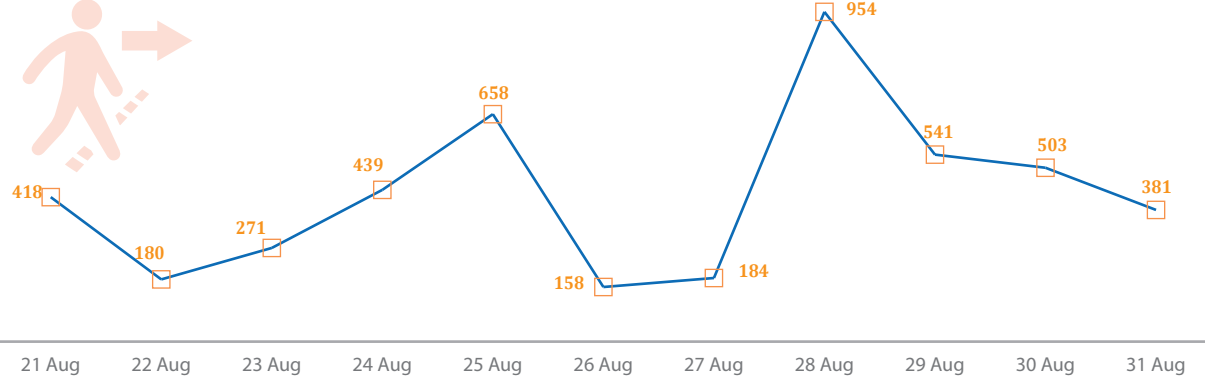
51%

Of all South Sudan refugees are in Uganda

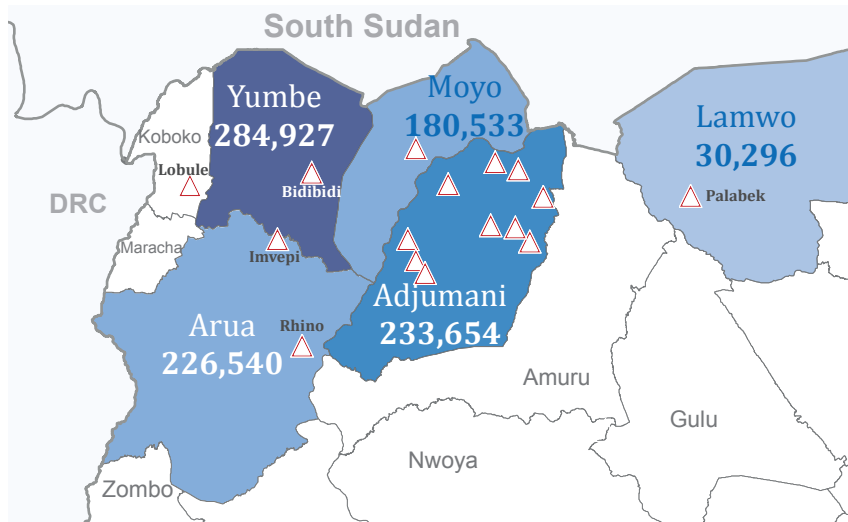
Refugees Population (Top Five Settlements as of 01 September 2017)



South Sudan Influx (21 August - 31 August 2017)



Refugee Population by District (As of 01 September 2017)



Indicators (Imvepi 26-30 Aug 2017)

Public Health

875 Medically screened
520 Measles Immunisation 6months-15 years
180 Polio Immunisation 0-59 months

Nutrition

179 Total Screened 6 - 59 months
4% Proxy GAM



South Sudan RRP

Total Requested

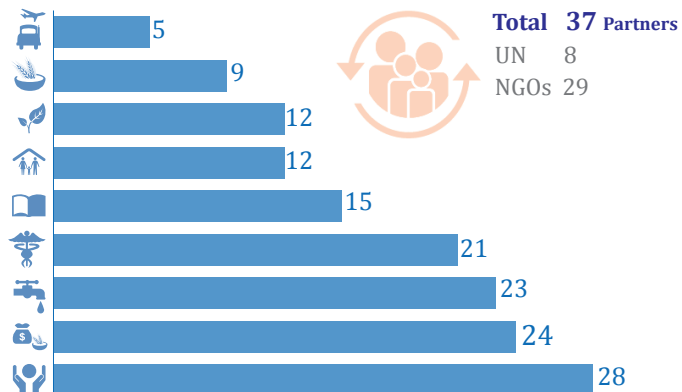
674.25 million

Funded

24%

Gap 76%

Partners



*The boundaries and names shown and the designations used on this map do not imply official endorsement or acceptance by the United Nations.

Source: Statistics provided by Government (OPM) and UNHCR

Author: UNHCR Representation in Uganda

Feedback: matovuc@unhcr.org - khalifno@unhcr.org

Creation date: 05 September 2017 - For more info, please visit: www.ugandarefugees.org - data.unhcr.org